

Enhanced Charmless Yield in B Decays and Inclusive B -Decay Puzzles

Isard Dunietz

Fermi National Accelerator Laboratory, P.O. Box 500, Batavia, IL 60510

Our analysis suggests that the charmless yield in B decays is enhanced over traditional estimates. The $c\bar{c}$ pair produced in $b \rightarrow c\bar{c}s$ transitions may be seen significantly as light hadrons due to non-perturbative effects. Existing data samples at $\Upsilon(4S)$ and Z^0 factories allow key measurements which are outlined.

1 Motivation

One prime motivation for optimizing our understanding of inclusive B decays is CP violation. CP asymmetries at the 50% level are predicted for the time-evolved $B_d \rightarrow J/\psi K_S$ decays¹, within the CKM model. The few hundred reconstructed $J/\psi K_S$ events² would thus allow meaningful CP studies, once they are tagged. Tagging denotes distinction of an initially pure B_d and \bar{B}_d . An optimal tagging algorithm combines self-tagging^{3,4,2} with all available information from the other b -hadron decay⁵. Thus inclusive b -hadron decays must be understood. Such an understanding would enhance CP studies with B samples both inclusive⁶ or exclusive. It would reduce backgrounds for any B -decay under study. Intriguing hadronization effects may be discovered⁷.

2 Traditional Puzzles

The b is known to decay normally to a c , and that charm flavor is referred to as “right” charm. In contrast, the $b \rightarrow \bar{c}$ process produces “wrong” charm. The penguin amplitudes give rise to $b \rightarrow s$ transitions, which are seen as a kaon, additional light hadrons, and possibly additional $K\bar{K}$ pairs. Due to the small $|V_{ub}/V_{cb}| \sim 0.1$, the $b \rightarrow u$ transitions are negligible at the present level of accuracy. Theory calculates the rates for $b \rightarrow c\ell\bar{\nu}$ ⁸, $b \rightarrow c\bar{c}s$ ^{9,10,11}, and the ratio of rates⁹

$$r_{ud} \equiv \frac{\Gamma(b \rightarrow c\bar{u}d')}{\Gamma(b \rightarrow c\ell\bar{\nu})} = 4.0 \pm 0.4. \quad (1)$$

The CKM parameters cancel in the ratio. The phase-space factor cancels in leading order and r_{ud} would be 3 because of color counting. QCD corrections (complete to next-to-leading-order with finite charm quark mass) have been found to enhance this ratio to 4.0⁹. Of course we are not dealing with freely

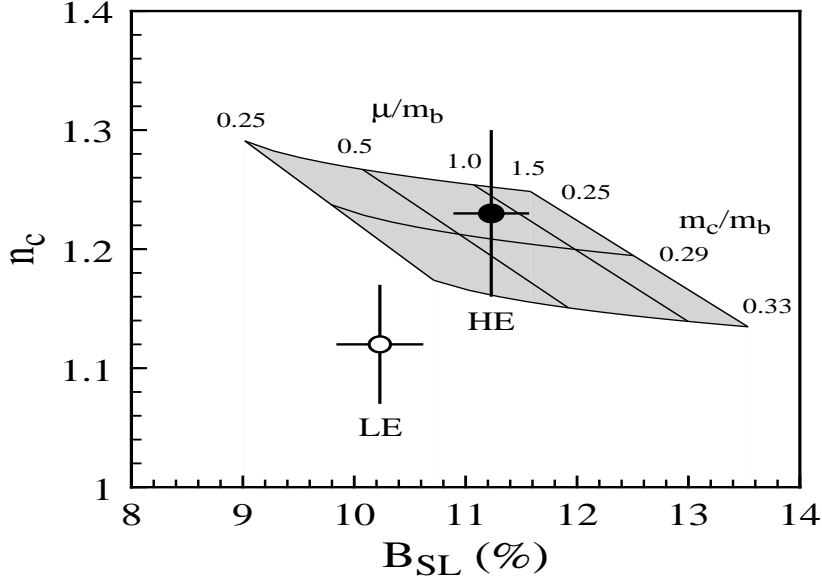


Figure 1: Theoretical prediction for the semileptonic branching ratio and charm multiplicity. The data points show the average experimental values obtained at $\Upsilon(4S)$ (LE) and Z^0 (HE) factories. Figure taken from Ref. ¹².

decaying b -quarks, but with decays of b -hadrons. It must thus be emphasized that the calculation of r_{ud} assumes local quark-hadron duality.

In this talk, b denotes the weighted average of produced \overline{B} mesons. The semileptonic BR is

$$BR_{sl} \equiv \Gamma(b \rightarrow X e^- \overline{\nu}) / \Gamma(b \rightarrow \text{all}), \quad (2)$$

and the charm multiplicity $\overline{c}^{(-)}$ per b decay is given by

$$n_c = \frac{\# \overline{c}^{(-)}}{\# b} = 1 - B(b \rightarrow \text{no charm}) + B(b \rightarrow c \overline{c} s'). \quad (3)$$

The current theoretical status is summarized in Fig. 1 ^{12,13}, which plots the theoretically allowed (n_c, BR_{sl}) region.

The low (high) horizontal curve is for a large (small) m_c/m_b ratio. The diagonal curves are given for various renormalization scales. The left boundary is given by $\mu/m_b = 0.25$, for which $r_{ud} \gtrsim 5$, see Figure 2.

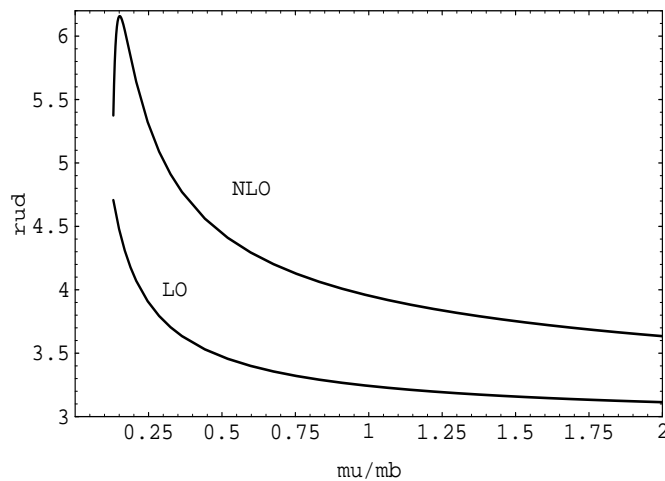


Figure 2: Scale dependence of r_{ud} for leading-order (LO) and next-to-leading-order (NLO) approximations⁹. Figure taken from Ref. ¹⁷.

The measured charm multiplicity per B decay n_c (as summarized in Fig. 1) must be revised downward significantly, because of several reasons. First, the measured central value of Ξ_c production is too large. An upper-limit has been derived and is drastically smaller¹⁴. The drastic reduction can be traced back to a large enhancement in the absolute BR scale of Ξ_c decays, a conclusion supported by recent work of Voloshin¹⁵. Second, the world-average for

$$B(\Lambda_c \rightarrow pK^-\pi^+) = 0.044 \pm 0.006 \quad (4)$$

must be sizably revised upward to 0.08 ± 0.02 ^{14,16}. This causes n_c to decrease more significantly at Z^0 -factories (because of Λ_b production) than at $\Upsilon(4S)$ factories.

However, n_c and $BR_{s\ell}$ are not the only observables. With the recent flavor specific measurement of wrong-sign \overline{D} [\overline{D}^0 or D^-] production in b decay, $B(b \rightarrow \overline{D})$, the quantity r_{ud} can now be experimentally extracted,

$$r_{ud}[\text{exp.}] = \frac{B(b \rightarrow \text{open } c) - B(b \rightarrow \text{open } \bar{c}) + B(b \rightarrow u\bar{c}s')}{BR_{s\ell}} - 2 - r_\tau, \quad (5)$$

with minimal theoretical input, including^{17,18}

$$B(b \rightarrow u\bar{c}s') = 0.0035 \pm 0.0018, \text{ and} \quad (6)$$

$$r_\tau = 0.22 \pm 0.02. \quad (7)$$

Using CLEO data alone $r_{ud}[\text{exp.}] = 4.1 \pm 0.7$ ¹⁷.

The sizable $b \rightarrow \bar{D}$ observation unearthed an overlooked background $b \rightarrow \bar{D} \rightarrow \ell^-$ in model-independent, inclusive $BR_{s\ell}$ measurements¹⁴. The Z^0 measurement will be reduced significantly, and is more affected than the $\Upsilon(4S)$ measurements because of differences in cuts on the signal lepton momentum. The model-independent extraction of $BR_{s\ell}$ requires the removal of $B^0 - \bar{B}^0$ mixing effects and the value of the average mixing parameter $\bar{\chi}$ as input. But both the value of $\bar{\chi}$ and the removal of $B^0 - \bar{B}^0$ mixing effects will have to be modified, because the secondary leptons $b \rightarrow \bar{c}^{(-)} \rightarrow \ell$ experience different mixing than the primary leptons $b \rightarrow \ell$ ¹⁴. We anticipate¹⁴ that reanalyses of data will significantly reduce the difference between the $BR_{s\ell}$ measurements from the Z^0 and $\Upsilon(4S)$ environments in favor of the lower $\Upsilon(4S)$ result²².

After applying the revisions onto Fig. 1, the experimental measurements from $\Upsilon(4S)$ and Z^0 factories are consistent. The $\Upsilon(4S)$ data support a low renormalization scale μ , and are marginally consistent with theory based on the heavy quark expansion^{13,12}.

3 Flavor-Specific Input

CLEO¹⁹ and ALEPH²⁰ determined

$$B(b \rightarrow \bar{D}) = \begin{cases} 0.085 \pm 0.025 & \text{CLEO 1996} \\ 0.145 \pm 0.037 & \text{ALEPH 1996} \end{cases} \quad (8)$$

Do those measurements confirm the prediction²¹ of $B(b \rightarrow \bar{D}) \sim 0.2$?

To answer that question, a synthesis of all available data, flavor-specific and flavor-blind, was in order. The $B(b \rightarrow \text{no open charm})$ is that fraction of \bar{B} decays which has no weakly decaying charm, that is, no separate charm vertex. It can be inferred indirectly¹⁷:

Method A:

$$B(b \rightarrow \text{no open charm}) = 1 - B(b \rightarrow \text{open } c) - B(b \rightarrow u\bar{c}s'). \quad (9)$$

Method B:

$$B(b \rightarrow \text{no open charm}) = R - B(b \rightarrow \text{open } \bar{c}). \quad (10)$$

Table 1: Indirect estimates of no open charm in B decays¹⁷

Method	$B(b \rightarrow \text{no open charm})$ [CLEO]
Method A	0.15 ± 0.05
Method B	0.17 ± 0.06
Method C	0.16 ± 0.04

Here, R is the remaining BR after reliable components have been subtracted,

$$\begin{aligned}
 R &\equiv B(b \rightarrow \text{no charm}) + B(b \rightarrow c\bar{c}s') + B(b \rightarrow u\bar{c}s') = \\
 &= 1 - B(b \rightarrow c\bar{\ell}\bar{\nu}) - B(b \rightarrow c\bar{u}d') = \\
 &= 1 - BR_{s\ell}[2 + r_\tau + r_{ud}] .
 \end{aligned} \tag{11}$$

Theory provides r_τ ¹⁸, r_{ud} ⁹, experiment $BR_{s\ell} = 0.105 \pm 0.005$ ²², and $R = 0.35 \pm 0.05$ results. This result changes only minimally to

$$R = 0.36 \pm 0.05, \tag{12}$$

once differences in the B^- and \bar{B}_d rates governed by $b \rightarrow c\bar{u}d$ have been conservatively incorporated^{13,23}. Our prediction Eq. (12) for R combines the most accurate information available from both theory and experiment¹⁷.

The average of methods A and B is denoted by Method C:

$$B(b \rightarrow \text{no open charm}) = \frac{1}{2}[1 + R - Y_{\text{open } c} - B(b \rightarrow u\bar{c}s')], \tag{13}$$

where the flavor-blind quantity $Y_{\text{open } c} \equiv B(b \rightarrow \text{open } c) + B(b \rightarrow \text{open } \bar{c})$. Because flavor-blind yields are better known than flavor-specific ones, Method C allows the most accurate prediction for $B(b \rightarrow \text{no open charm})$. Note that while Method A involves experimental data alone (with minimal theoretical input), Methods B and C require the theoretical prediction for r_{ud} . Method C reduces its sensitivity on theoretical input with regard to Method B, because of the factor 1/2. Table I summarizes our findings¹⁷.

Why is $B(b \rightarrow \text{no open charm})$ enhanced over traditional expectations of 0.05 ± 0.01 ¹⁷. New physics may provide a solution and could enhance the charmless $b \rightarrow s'$ transitions²⁴. But before concluding that, all Standard Model explanations must be exhausted first.

Non-perturbative effects could be responsible for $c\bar{c}$ pairs to be seen significantly as light hadrons. The $c\bar{c}$ pairs produced in $b \rightarrow c\bar{c}s$ transitions have low invariant mass and are dominantly in a color-octet state^{25,17}. The predominantly $c\bar{c}$ color-octet configuration may have sizable overlap with the

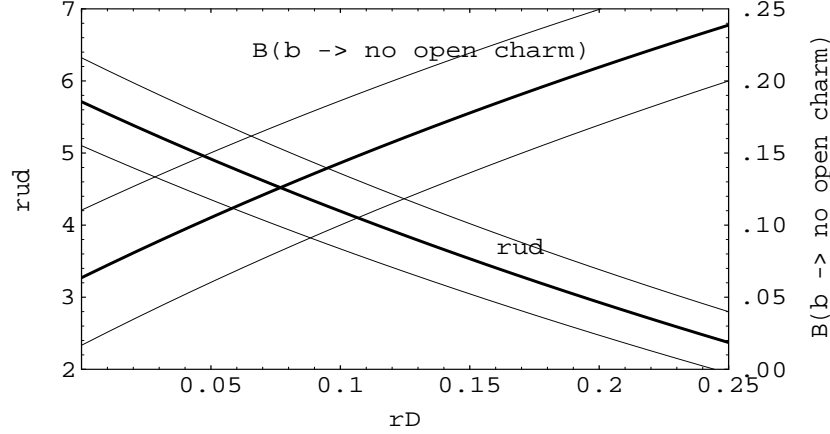


Figure 3: $B(b \rightarrow \text{no open charm})$ and r_{ud} as functions of r_D ¹⁷.

wavefunction of $c\bar{c}$ -hybrids, H_c , which are made of $c\bar{c}$ and glue^{26,27,28,29,30}. Although their masses could be beyond the open charm threshold^{26,29,30}, model-dependent selection rules suppress $H_c \rightarrow D^{(*)}\bar{D}^{(*)}$ transitions^{27,31}. Consequently, they could be narrow and could be seen sizably as light hadrons. That light hadron yield is probably governed significantly by resonant production of light gluonic hadrons⁷. More generally, because the b -quark is sufficiently massive and decays in a gluon rich environment (provided, for instance, by the soft gluons emanating from the light spectator quark[s]), we anticipate copious production of gluonic hadrons⁷ and enhanced non-perturbative annihilation of $c\bar{c}$ pairs (see Figure (1b) in Ref. ³²).

Perhaps the wavefunctions of light hadrons [$\pi, \rho, K^{(*)}$, etc.] have a non-negligible component of intrinsic $c\bar{c}$ ^{33,34}. The generic charmless mode is $\bar{B} \rightarrow \bar{K}n\pi$ ($n \geq 1$), where no partial subset of final state particles reconstructs a charmed hadron. The $c\bar{c}$ component may have transformed itself into an intrinsic piece of decay products, and interference effects may be important³⁵. Because more excited light resonances have generally a larger intrinsic charm component than less excited states³⁵, it appears plausible that the $\bar{B} \rightarrow \bar{K}n\pi$ processes feed through such more excited resonances.^a The end result of such

^aWe expect those resonances to have net zero strangeness, else the whole invariant mass m_b of the $b \rightarrow c\bar{c}s$ process would be available to create strange resonances with intrinsic charm.

a scenario is very similar to the above mentioned possibility of charmed hybrid production. Nevertheless, they could be distinguished.

Charmed hybrids are predicted^{26,29,30} to have masses of about 4 GeV or above, while light resonances with an intrinsic $c\bar{c}$ component could be significantly lighter. Consequently, a detailed momentum spectrum of the recoiling $K^{(*)}$ in such B decays may help in differentiating the various possibilities. A surplus of very high momentum $K^{(*)}$ is consistent with the production of excited resonances that contain intrinsic charm or with direct production of light gluonic hadrons. A high momentum $K^{(*)}$ excess (although less high than the aforementioned) may indicate H_c production, while the momentum spectra of produced kaons in non-resonant $\bar{B} \rightarrow \bar{K}n\pi$ processes will be different. Such and other non-perturbative effects must be carefully investigated.

Another solution is provided by a reduction of $B(D^0 \rightarrow K^-\pi^+)$ from presently accepted values, which would increase n_c and would cause $B(b \rightarrow \text{no open charm})$ to decrease towards traditional expectations^{14,36}. This and other systematic effects have been discussed in Ref.¹⁷.

Figure 3 emphasizes the importance of accurate measurements of

$$r_D \equiv \frac{B(b \rightarrow \bar{D})}{B(b \rightarrow D)} . \quad (14)$$

That figure plots $B(b \rightarrow \text{no open charm})$ (Method A) and r_{ud} as a function of r_D using essentially only experimental input.

The ALEPH measurement fully reconstructs both charm mesons in $\bar{B} \rightarrow D\bar{D}X$ transitions, and thus suffers from low statistics²⁰. The existing data samples at Z^0 -factories allow more accurate $B(b \rightarrow \bar{D})$ measurements. After selecting an enriched b -sample, one needs to reconstruct a single⁽⁻⁾ \bar{D} only, employ optimized flavor-tagging, and correct for $B^0 - \bar{B}^0$ mixing effects. (We add parenthetically that those data samples allow meaningful CP violating tests⁶.) If sizable charged B^\pm data samples can be efficiently isolated, one could determine again $B(B^- \rightarrow \bar{D}X)$ and $B(b \rightarrow \bar{D})$ without the need for a flavor-tag and for corrections due to $B^0 - \bar{B}^0$ mixing. The accurate determinations of $B(b \rightarrow \bar{D})$ are crucial for resolving the inclusive B decay puzzles (see Figure 3), and should be pursued with high priority.

4 Conclusions

Under the traditional assumption of a tiny $B(b \rightarrow \text{charmless})$, the accurately measured $BR_{sl} = 0.105 \pm 0.005$ ²² allowed the prediction²¹

$$n_c = 1.30 \pm 0.05 , \quad (15)$$

while experimentally³⁷

$$n_c = 1.10 \pm 0.05 . \quad (16)$$

Recent flavor-specific measurements opened up new aspects pertaining to this puzzle and allowed the indirect extraction of $B(b \rightarrow \text{no open charm})$ in a variety of ways. The results of the methods are consistent, strengthening our conclusion that the charmless yield in B decays is enhanced over traditional estimates. Method C yields the most accurate prediction of

$$B(b \rightarrow \text{no open charm}) = 0.16 \pm 0.04 . \quad (17)$$

This large charmless yield would show up as an enhanced fraction of b -decays, without a separate daughter charm vertex. We expect the underlying physics to be non-perturbative in nature, which causes a sizable fraction of $c\bar{c}$ pairs to be seen as light hadrons. The momentum spectrum of the involved $K^{(*)}$ may help in distinguishing among the various scenarios.

We touched upon the systematics of our analysis and considered the parameters $[B(b \rightarrow \text{no open charm}), r_{ud}, B(D^0 \rightarrow K^-\pi^+), r_D]$ and correlations among them¹⁷. The prediction for r_{ud} involve larger theoretical uncertainties than presently realized¹⁷. [Under the assumption of local duality, the dependence of the predicted r_{ud} on the scale μ is large, and is not improved by going from leading-order to next-to-leading-order, see Figure 2. While the large scale dependence is troublesome, an even more disturbing aspect is the fact that duality assumes an inclusive rate based on 3 body phase-space, while the $b \rightarrow c\bar{u}d$ transitions proceed sizably as quasi-two body modes.^b] Fortunately, r_{ud} can be extracted from experimental measurements alone, which can be confronted with theory. More accurate determinations of r_D or equivalently $B(b \rightarrow \bar{D})$ are possible from existing data samples at LEP/SLD/CLEO. They are invaluable in guiding us toward a more complete understanding of B -decays.

^bThe $b \rightarrow c\bar{u}d$ transitions could be modelled as follows. For small invariant $\bar{u}d$ masses ($m_{\bar{u}d} \leq m_\tau$), the color-singlet $\bar{u}d$ pair hadronizes with little or no final state interactions. The factorization assumption can be justified, because by the time the $\bar{u}d$ forms a sizable color dipole [with which it could interact with its surrounding environment], it left the other debris of the B -decay far behind³⁸. The hadronization of those $\bar{u}d$ pairs can be determined from the well-studied τ decays, $\tau \rightarrow \nu + \bar{u}d$, which are dominated by the production of $\bar{u}d$ resonances. The $b \rightarrow c$ transitions can be modelled by HQET with input from semileptonic measurements and are seen dominantly as (D, D^*, D^{**}) resonances. Factorization is not as reliable for higher invariant $\bar{u}d$ masses. Fortunately, the $\bar{u}d$ invariant mass spectrum falls rapidly off at higher masses, as shown by a straightforward Dalitz plot. Assuming factorization, the vector contribution can be inferred from e^+e^- measurements at the same c.m. energy, where the isospin 1 component has to be isolated from the data. The axial-vector component can be obtained from the relevant spectral function. We are in the process of developing a $b \rightarrow c\bar{u}d$ Monte Carlo simulation³⁹.

B decays are a fertile ground for searching and discovering subtle hadronization effects. By utilizing the long lifetime of b -hadrons, vertex detectors can drastically reduce backgrounds. To fully explore multibody decays of b -hadrons it will be essential to not only have good $\pi/K/p$ separation, but the ability to detect $\pi^0, \eta^{(\prime)}, \gamma$ as well. An additional very important bonus will be a more optimal exploration of sizable CP violating effects residing in such multi-body B decay modes. Especially striking effects within the CKM model are expected in $b \rightarrow d$ transitions.

Acknowledgments

This work was supported in part by the Department of Energy, Contract No. DE-AC02-76CH03000.

References

1. I.I. Bigi and A.I. Sanda, Nucl. Phys. **B193**, 85 (1981).
2. J. Lewis (for the CDF collaboration), these proceedings.
3. M. Gronau, A. Nippe and J.L. Rosner, Phys. Rev. **D47**, 1988 (1993).
4. M. Feindt (for the LEP collaborations), these proceedings.
5. I. Dunietz, FERMILAB-PUB-94-163-T, Sep. 1994 [hep-ph/9409355].
6. M. Beneke, G. Buchalla, and I. Dunietz, Phys. Lett. **B393**, 132 (1997).
7. F.E. Close, I. Dunietz, P.R. Page, S. Veseli, and H. Yamamoto, in progress.
8. Y. Nir, Phys. Lett. **B221**, 184 (1989); N. Cabibbo and L. Maiani, Phys. Lett. **B79**, 109 (1978).
9. E. Bagan, P. Ball, V.M. Braun, P. Gosdzinsky, Nucl. Phys. **B432**, 3 (1994).
10. E. Bagan, P. Ball, V.M. Braun, P. Gosdzinsky, Phys. Lett. **B342**, 362 (1995); [Erratum appeared in Phys. Lett. **B374**, 363 (1996)]; E. Bagan, P. Ball, B. Fiol, P. Gosdzinsky, Phys. Lett. **B351**, 546 (1995).
11. M.B. Voloshin, Phys. Rev. **D51**, 3948 (1995).
12. M. Neubert, CERN-TH-97-019, Feb. 1997 [hep-ph/9702310].
13. M. Neubert and C.T. Sachrajda, Nucl. Phys. **B483**, 339 (1997).
14. I. Dunietz, Fermilab report, FERMILAB-PUB-96-104-T, June 1996 [hep-ph/9606247].
15. M. B. Voloshin, Phys. Lett. **B385**, 369 (1996).
16. I. Dunietz, Fermilab report, FERMILAB-PUB-97-231-T, in progress.
17. I. Dunietz, J. Incandela, F.D. Snider, and H. Yamamoto, FERMILAB-PUB-96-421-T [hep-ph/9612421], to be published in Z. Phys. **C**.

18. A.F. Falk, Z. Ligeti, M. Neubert, Y. Nir, Phys. Lett. **B326**, 145 (1994).
19. Y. Kwon (CLEO Collaboration), seminar presented at Moriond, March 1996.
20. ALEPH Collaboration, Contributed paper to the 28th International Conference on HEP, Warsaw, Poland, July 1996, PA05-060.
21. G. Buchalla, I. Dunietz, and H. Yamamoto, Phys. Lett. **B364**, 188 (1995).
22. B. Barish et al. (CLEO collaboration), Phys. Rev. Lett. **76**, 1570 (1996).
23. M. Beneke, G. Buchalla, and I. Dunietz, Phys. Rev. **D54**, 4419 (1996).
24. B. Grzadkowski and W.-S. Hou, Phys. Lett. **B272**, 383 (1991); A.L. Kagan, Phys. Rev. **D51**, 6196 (1995); L. Roszkowski and M. Shifman, Phys. Rev. **D53**, 404 (1996); A.L. Kagan and J. Rathsman, hep-ph/9701300.
25. W.F. Palmer and B. Stech, Phys. Rev. **D48**, 4174 (1993).
26. P. Hasenfratz, R.R. Horgan, J. Kuti, J.M. Richard, Phys. Lett. **95B**, 299 (1980).
27. N. Isgur and J. Paton, Phys. Rev. **D31**, 2910 (1985).
28. R.L. Jaffe, K. Johnson, and Z. Ryzak, Ann. Phys. **168**, 344 (1986).
29. S. Ono, Z. Phys. **C 26**, 307 (1984); F.E. Close and P.R. Page, Phys. Lett. **B366**, 323 (1996); P.R. Page, Ph. D. Thesis submitted at the University of Oxford (1995).
30. T. Barnes, F.E. Close, and E.S. Swanson, Phys. Rev. **D52**, 5242 (1995).
31. F.E. Close and P.R. Page, Nucl. Phys. **B443**, 233 (1995); P.R. Page, Phys. Lett. **B402**, 183 (1997).
32. J.D. Bjorken, these proceedings.
33. S.J. Brodsky and M. Karliner, SLAC-PUB-7463, April 1997 [hep-ph/9704379].
34. K. Berkelman, private communication; I. Halperin and A. Zhitnitsky, hep-ph/9704412; hep-ph/9705251; E.V. Shuryak and A.R. Zhitnitsky, hep-ph/9706316.
35. We thank S. Brodsky for discussions on these issues.
36. I. Dunietz, J. Incandela, R. Snider, K. Tesima, and I. Watanabe, hep-ph/9606327.
37. L. Gibbons et al. (CLEO collaboration), Cornell preprint, CLNS 96-23 (1996).
38. J.D. Bjorken, Nucl. Phys. **B** (Proc. Suppl.) **11**, 325 (1989).
39. I. Dunietz, A. Ryd, and J. Urheim, in progress.