

Effects of 126 dimensional Higgs scalar on Bottom-Tau unification and quasi-infrared fixed point

Biswajoy Brahmachari

Department of Physics and Astronomy,
University of Maryland, College Park,
MD-20740, USA.

Abstract

In the presence of $\mathbf{126} + \overline{\mathbf{126}}$ Higgs multiplets in a $SO(10)$ theory, the fermion masses get contributions from an induced vacuum expectation value (VEV) of a $SU(2)_L$ doublet residing in $\mathbf{126}$ which differentiates between quarks and leptons by a relative sign leading to a significant correction to the prediction of the mass ratio of the bottom quark and the tau lepton for ranges of the mass of this extra doublet. We perform a two-loop renormalization group analysis of the minimal version of the one-step supersymmetric $SO(10)$ model to display this and re-calculate the corrections to the top quark mass in the presence of such an induced VEV. We show that these effects make the infra-red fixed point scenario consistent with experimental results.

In the minimal supersymmetric SO(10) grand unified theory (GUT), the fermions reside in the **16** dimensional spinorial multiplet while the low-energy doublet Higgs fields do in the **10** dimensional fundamental representation, and consequently in conventional wisdom, the fermion masses arise from the trilinear $\mathbf{16} \times \mathbf{16} \times \mathbf{10}$ Yukawa coupling of the underlying GUT superpotential. This is a tightly constrained scenario which allows only one parameter h_X for the third generation fermion masses in the Yukawa superpotential. At low energy the Yukawa couplings get split by renormalization group effects of the mass-less fields below the GUT scale, while the prediction of the mass ratio of the bottom quark and the tau lepton and its comparison to the experimentally measured values at their own scales has been extensively studied in the literature [1].

On the other hand, it has to be emphasized that at present the top quark mass is determined [2] with in an error of approximately ± 12 GeV only, where as, the present central value (173 GeV) has also reduced from earlier [3] analysis (176 GeV for CDF and 199 GeV for DØ collaborations) apparently constraining the top quark Yukawa coupling at the GUT scale considerably. In fact, the minimal version of SO(10) model described above when h_X is at the infra-red fixed point [4] region, predicts too large a value for the top quark mass $m_t^{pole}(m_t) \sim 200$ GeV. A note on the prediction of the top quark mass in the infrared fixed point scenario vis-a-vis the current experimental range of the top quark mass with the variation of $\tan \beta$ can be found in Ref[5]. We have summarized these results in Figure (1.A) in the case of minimal SO(10) GUT with the variation of $h_t = h_b = h_\tau \equiv h_X$ at the unification scale. In such a scenario $\tan \beta$ is approximately $\frac{m_t}{m_b} \sim 60$. It is, thus, of interest to re-evaluate the fixed point scenario in the SO(10) GUT to make sure whether any natural

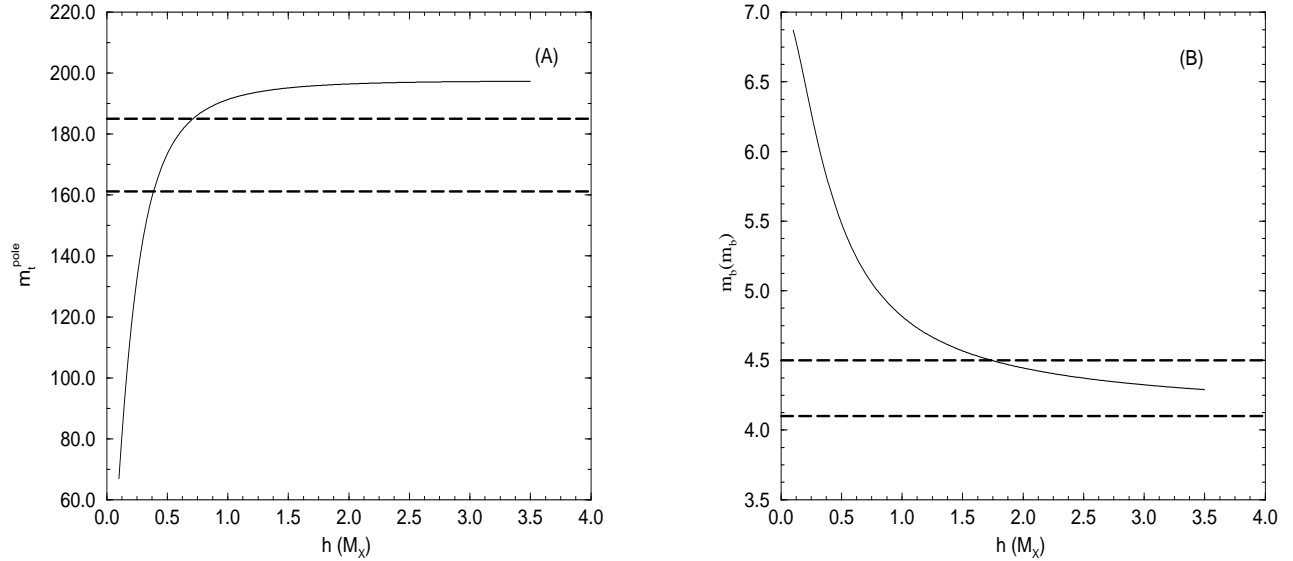


Figure 1: (A) The variation of the top quark (B) bottom quark masses with respect to the unified GUT scale Yukawa coupling in SO(10) model with minimal Higgs choice excluding the effects of $\overline{126}$. The fixed point scenario is at the upper right corner of the figure. The prediction supersedes experimental measurement for $h_X < 0.53$ or $Y_X \equiv \frac{h_X^2}{4\pi} < 0.022$. It is notable that in the minimal SO(10) model, complete Yukawa unification forces $\tan \beta \sim \frac{m_t}{m_b} \sim 60$. While quoting m_b and m_t we have used the same value of M_Σ .

contribution to the quark masses even in the minimal version¹ with a single 10 and a pair of 126 has been overlooked which can make the predictions consistent with m_b and m_t and lower values of $\tan \beta$ of the order of unity.

In an SO(10) GUT, the intermediate gauge symmetry [6] is most naturally broken by a $SU(2)_R$ Higgs fields $\mathbf{3} + \overline{\mathbf{3}}$ which are parts of the SO(10) multiplets $\mathbf{126} + \overline{\mathbf{126}}$. According to the Appelquist-Carazzone decoupling theorem [7], the triplet parts of $\mathbf{126}$ get mass at the breaking scale of $SU(2)_R$, we call it M_I , while the rest of the fields get mass at the next higher scale, which is the unification

¹ A more minimal choice will be to use a pair of 16 Higgs instead of 126 to break the right-handed symmetry. However this will also break R-parity spontaneously and neutrino-masses will arise from non-renormalizable operators. We are not considering this option.

scale M_X in our notation. Among the various components of **126**, we need to note the existence of a left handed doublet Σ apart from the usual doublet H for our purposes. It is easy to see an interesting property of this $SU(2)_L$ doublet component of **126**; if we compare its expansion in terms of the representations of the $SO(10)$ subgroup $SU(2)_L \times SU(2)_R \times SU(4)_C$ to the expansion of **10**, as,

$$126 \longrightarrow (1, 1, 6) + (1, 3, 10) + (3, 1, 10) + (\mathbf{2}, \mathbf{2}, \mathbf{15}),$$

$$10 \longrightarrow (1, 1, 6) + (\mathbf{2}, \mathbf{2}, \mathbf{1}).$$

As Σ forms an adjoint of $SU(4)_c$, and as its VEV has to be $SU(3)_c$ preserving, the VEV should be of the form,

$$\langle \Sigma \rangle = \Sigma_0 \begin{pmatrix} 1 & & & \\ & 1 & & \\ & & 1 & \\ & & & -3 \end{pmatrix}, \quad (1)$$

which differentiates between the quarks and leptons by a factor of three as well as a relative sign to maintain tracelessness. Hence, unlike the VEV of H , a non-zero VEV of Σ affects the masses of quarks and leptons in mutually opposite directions [8], and hence, in particular has interesting effects on the mass ratio of m_b/m_τ . In this letter we study this possibility.

Let us consider the part of the $SO(10)$ invariant superpotential,

$$\mathcal{W} = h \, 16_F \, 16_F \, 10_H + f \, 16_F \, 16_F \, \overline{126}_H + \lambda_1 \, 126_H \, \overline{126}_H \, 210_H + \lambda_2 \, 126_H \, 10_H \, 210_H + \dots \quad (2)$$

For simplicity we take all the couplings to be real. The F term with respect to **210** gives the quartic Higgs coupling in the $SO(10)$ scalar potential $\lambda_1 \lambda_2 \, 126 \, \overline{126} \, 126 \, 10 \equiv \lambda \, 126 \, \overline{126} \, 126 \, 10$. When **126** gets a VEV (v_R) of the order of M_I and **10** gets a VEV of the order m_Z the fermions get a correction to their mass through the second term in \mathcal{W} written in terms of the mass of the doublet in $\overline{126}$,

M_Σ , as,

$$\Sigma_0 = \lambda_1 \lambda_2 \frac{v_R^2}{M_\Sigma^2} \langle H \rangle = \lambda \frac{M_I^2}{\alpha_R^2 M_\Sigma^2} \langle H \rangle. \quad (3)$$

We will consider minimal SO(10) model. It is well-known that the minimal model leads to an one-step unification [9] with the unification scale at $M_X = M_I \sim 10^{16.4}$ GeV, and $\alpha_L(M_X) = \alpha_R(M_X) = \alpha_G = 0.04306$ in a two-loop evolution of the gauge couplings starting from the well measured values $\alpha_L(m_Z) = 0.03371$ and $\alpha_R(m_Z) = 0.01696$, with a prediction of $\alpha_s(m_Z) = 0.125 - 0.126$ requiring gauge coupling unification [10]. Using these we re-express ² the VEVs of Σ (κ) in terms of those of H (v) as,

$$\kappa_{1,2} = \frac{M_X^2}{\alpha_G^2 M_\Sigma^2} v_{2,1} = f \ 539.17 \frac{M_X^2}{M_\Sigma^2} v_{2,1}. \quad (4)$$

Where the Higgs fields with subscript 2 couples to the top quark and those with subscript 1 couples to the bottom quark. Note that hypercharge balance at the four-point vertex $f \Sigma \Delta \bar{\Delta} H$ requires that v_2 induces κ_1 and vice-versa. And also, when supersymmetry is unbroken, neither (2,2,1) of 10 nor (2,2,15) of $\overline{126}$ has VEVs. Now we are led to the relation for the ratio $\frac{m_b}{m_\tau}$,

$$\frac{m_b(m_b)}{m_\tau(m_\tau)} = \eta_b \left[\frac{h_b v_1 + f_b \kappa_1}{h_\tau v_1 - 3 f_\tau \kappa_1} \right] = \eta_b \left[\frac{h_b + 539.17 \frac{M_X^2}{M_\Sigma^2} f_b}{h_\tau - 1617.51 \frac{M_X^2}{M_\Sigma^2} f_\tau} \right], \quad (5)$$

while for the top quark mass we get,

$$m_t(m_t) = [h_t + 539.17 \frac{M_X^2}{M_\Sigma^2} f_t] v_2 \quad \text{and} \quad m_t^{pole} = m_t(m_t) \left[1 + \frac{4}{3\pi} \alpha_s \right]. \quad (6)$$

In Eqn. (5) and (6) we have redefined

$$f_b = f_\tau = f \tan \beta \ ; \ f_t = f \cot \beta \ ; \ \tan \beta = \frac{v_2}{v_1}. \quad (7)$$

²From now on we denote $\lambda f \equiv f$.

Note that the familiar experimental quantity $\tan \beta$ gets absorbed in the re-definition of the coupling f . In the mass ratio of m_b to m_τ the conventional term h can only dominate if the ratio,

$$h_\tau \gg 1617.51 \frac{M_X^2}{M_\Sigma^2} f_\tau \quad \text{or} \quad \frac{M_X^2}{M_\Sigma^2} < \frac{h_\tau}{f_\tau} 0.625 \times 10^{-3}. \quad (8)$$

Whenever $M_\Sigma < M_X$ the ratio $\frac{h_b}{h_\tau}$ stays close to $-\frac{1}{3}$ which is far from experimental value. This implies that the mass scale of Σ should be larger than M_X . Consequently the couplings f do not renormalize below the scale M_X staying constant up-to the low energy scale. While extrapolating the couplings h_t , h_b and h_τ at the two-loop order [11] we simply have to use the beta function coefficients of the gauge and Yukawa couplings of MSSM from the scale M_X to the scale m_t .

We note that the VEVs still cancel among the numerator and the denominator of the ratio of the bottom and the tau Yukawa couplings. Secondly, in the limit when the second term dominates the $b - \tau$ mass ratio, the ratio becomes $-\frac{1}{3} \eta_b$ where as when the first term dominates the ratio we recover (for $\alpha_s = 0.125$) the known value about 1.6. There is a jump or a monotonous variation of the ratio depending on the sign of f which is the parameter space of our interest.

Now let us turn to the RGE analysis. The system of Yukawa evolution equations is a coupled one. If we start from an initial value of the Yukawa couplings at the GUT scale $Y(M_X) = \frac{h^2(M_X)}{4\pi}$, and evolve the couplings to the electroweak scale using Renormalization Group Equations (RGE), the pattern of dependence is as follows. The Yukawa part of the beta functions tend to decrease the value $Y(m_t)$ where as the influence of the gauge couplings, especially the QCD coupling is to increase the value of $Y(m_t)$. Consequently, if we start from a non-perturbative (large) value of the Yukawa couplings at the GUT scale, numerically speaking, the Yukawa effects dominate the beta-functions

at higher scales making its value at m_t smaller than the value obtained if we start from a relatively small value of $Y(M_X)$. This property of the Yukawa evolution equations has a consequence for the prediction of the b-quark mass. If the unified $b - \tau$ Yukawa coupling is small at the GUT scale,³ the prediction of the b-quark mass becomes more than even the liberal experimental upper-bound [1] of about 5.2 GeV whereas, in the fixed point scenario, these ‘bare’ predictions from RGE of the bottom quark mass emerges in the correct range; which has been summarized in Figure (1.B). The ‘bare’ predictions get ‘dressed’ up by loop corrections dominated by graphs involving gluinos [See Eqn. (9)].

There have been various attempts to modify these prediction. Using the renormalization effects of the Majorana Yukawa coupling [12] pushes the ratio in the reverse direction and consequently the b-quark mass increases further. One can consider the renormalization effects of adjoint Higgs scalars at an intermediate scale [13], which are the so called remnants of string theory, or the effects of an intermediate scale breaking of a gauge symmetry like the left-right symmetry [14] and the related renormalization effects on the ratio.

We have plotted the results of our numerical analysis using the formulas given in Eqn. (5) and Eqn. (6) in Figures (2) and (3) for positive and negative values of the couplings f_t , f_b and f_τ . Assuming the mass $m_\tau(m_\tau) = 1.777$ we can calculate the value of $m_b(m_b)$ which has been plotted in figure (2.A) and (3.A). In doing so, we have extrapolated the mass of the b-quark from the scale m_t to its own scale by using the factor η_b defined in reference [15] which includes 3-loop QCD

³In the case of SU(5) GUT where the unified $b - \tau$ coupling will come from a separate term in the SU(5) superpotential from that the top quark Yukawa term

corrections and one loop QED corrections. The top quark mass predictions have been plotted in Figure (2.C) and (3.C).

Concerning the top quark mass prediction, we see the dotted horizontal lines ($f=0$; h at the fixed point) predict $m_t \sim 200$ GeV which is outside the present DØ range [2] of 173 ± 5.6 (stat) ± 6.2 (syst) GeV. Inclusion of the effects of the coupling f [Figure (3)] reduces the top mass (when f is negative) in the experimentally allowed range. The prediction of the b-quark mass also reduces accordingly. However, we note that there is a large uncertainty [16] in the prediction of the bottom quark mass due to one-loop gluino graphs; correcting the prediction to $m_b = h_b 174 \cos \beta + \delta m_b$, where,

$$\frac{\delta m_b}{m_b} = \frac{8}{3} \alpha_s \frac{\tan \beta}{4\pi} \frac{m_{\tilde{g}} \mu}{m_{eff}^2}, \quad (9)$$

and where m_{eff} is the mass of the heaviest superpartner in the loop. The ratio in the LHS can be of order unity, consequently, b-quark mass cannot be predicted well unless the superpartner spectrum is fixed. Below we have estimated the magnitude of the correction for a simple supersymmetric spectrum. The variation in $\tan \beta$, which is absorbed in the coupling f shows up here in the supersymmetric correction to m_b .

Figure (3) summarizes the results of our interest. In the limit $f = 0$, denoted by bold dashed lines, the prediction of m_b is within the experimental bounds but that of m_t is too high. Small f_b still gives good values m_b , however a moderate value of f_t improves the prediction of m_t . For example consider $f_b = 0.1$ and $f_t = 0.4$. From Figure (3) we get that for $M_\Sigma = 10^{17.75}$ we get both m_b and m_t in the experimentally allowed range. The parameter $\tan \beta$ is given by,

$$\tan^2 \beta = \frac{f_b}{f_t}. \quad (10)$$

We note that for the case of large $\tan \beta$, ie, $f_b \gg f_t$ we would have a high value of m_t and low value of m_b . And of-course in the limit $M_\Sigma \rightarrow \infty$ we will recover the prediction of the minimal SO(10) prediction at the right end of the graphs. However once we start to lower M_Σ the parameter space of $f_b \ll f_t$ or equivalently low $\tan \beta$ gives good fit to top and bottom quark masses. Once $\tan \beta$ is fixed from Eqn.(10) we can calculate the correction to m_b . In the case given above $\tan \beta = 1/2$ and hence for a simple case where the μ parameter is equal to a degenerate susy spectrum the correction term is $\delta m_b = 0.054(0.048)$ GeV when $\alpha_s = 0.125(0.112)$. When $\tan \beta = 4$ the correction is $\delta m_b = 0.435(0.389)$ GeV and in the case of $\tan \beta = 10$ the correction is $\delta m_b = 1.08(0.974)$. Thus we see that for values of $\tan \beta = O(1)$ the effect of the Majorana Yukawa coupling f to the masses of the quarks can reduce the prediction of the top quark pole mass bringing it within 173 ± 6 GeV, while still keeping the prediction of m_b within experimental limits. This is the main result of the paper.

The left handed neutrino mass is inversely proportional to the mass of the right handed triplet Higgs breaking the right handed SU(2) symmetry and approximately proportional to the square of the up quark mass of the given generation via see-saw mechanism. We have calculated m_{ν_τ} . For f in the range of 10^{-1} the mass of the tau neutrino is of the order of 10^{-6} GeV. Note that it is a simple analysis taking the third generation couplings only, whereas in the neutrino sector it is better to calculate the eigenvalues of the full 3×3 mass matrices.

At two-loop level, the unification of couplings occur for $\alpha_s(m_Z) = 0.125$. In this study we have not considered threshold effects on the RGE running due to the spread of supersymmetric spectrum or the super heavy spectrum at the GUT scale. The effect of the susy spectrum is always to increase

the prediction of $\alpha_s(m_Z)$ whereas the GUT scale threshold effects can either increase or decrease the prediction of the strong coupling. The world average of $\alpha_s(m_Z) \sim 0.118$. Our value of 0.125 is barely consistent with the world average including the error-bars. Had we included the GUT scale threshold corrections in the running of the gauge couplings[10], we would have gotten a lower value of α_s . For the purpose of $b-\tau$ unification this would lead to a slightly lower value of m_b as the QCD renormalization increases h_b at low energy. However, a suitable variation in f_b would compensate it back to the values shown in Figures (2) and (3). The same effects of the ‘Majorana’ coupling hold for the α_s dependence of prediction of m_t .

Before we conclude, we would like to make the following observation. In the minimal SU(5) the top quark Yukawa is not required to unify with the bottom quark Yukawa coupling at the unification scale because they are embedded in different multiplets of SU(5); however the bottom quark and the tau lepton are embedded in the same multiplet of SU(5) and they must be unified. Once the top quark Yukawa coupling is kept at the infrared fixed point, and the magnitude of the unified bottom-tau Yukawa coupling is varied (which is equivalent to varying $\tan \beta$) there are interesting effects on the prediction of m_b due to the variation in self renormalization of the bottom-tau Yukawa coupling. In fact Yukawa unification occurs at specific regions of the $\tan \beta - m_b$ plane in the bottom \rightarrow up approach. On the other hand in the minimal SO(10) Yukawa unification scenarios, we always have large $\tan \beta \sim \frac{m_t}{m_b} \sim 60$. In our case the mass of the quarks and leptons arise due to combined contributions from the VEVs of the 10 Higgs and the 126 Higgs fields. Hence given an experimental value of m_b , in this SO(10) scenario, *complete* Yukawa unification in the 10 and 126 sectors can occur independent of $\tan \beta$.

In conclusion, in a $SO(10)$ theory there exists the gauge invariant coupling of the $\overline{\mathbf{126}}$ with the fermions. As the doublet scalar residing in $\overline{\mathbf{126}}$ receives an induced VEV when the triplet in the same representation gets a VEV at the scale M_R , it is important to study its consequences to $b - \tau$ unification of Yukawa couplings. Unlike the normal Yukawa couplings h the coupling to $\overline{\mathbf{126}}$ stays flat below the unification scale and so, for large ranges of values of the parameter M_Σ , the mass of the $SU(2)_L$ doublet part of $\overline{\mathbf{126}}$, the effect of the coupling f changes the ratio $\frac{m_b}{m_\tau}$ which to the best of our knowledge was un-noticed in the literature. We have summarized these results in Figures (2.A) and (3.A). The top quark mass [Figure (3.C)] reduces to the experimentally acceptable range or increases further [Figure (2.C)] away from experimental values depending on whether we have negative or positive value of the coupling f .

It is a pleasure to acknowledge the hospitality of Saha Institute of Nuclear Physics, Calcutta, India for a two-month visit; discussions with R. N. Mohapatra and private communications with K. S. Babu. This work has been supported by a grant from the National Science Foundation.

References

- [1] G. Giudice and G. Ridolphi, Z. Phys C41, 447 (1998); M. Olechowski and S. Pokorski, Phys. Lett **B244**, 393 (1988); P. Chankowski, Phys. Rev, **D41**, 2877 (1990); B. Ananthnarayan, G. Lazaridis and Q. Shafi, Phys. Rev. **D44**, 1613 (1991); M. Carena, S. Pokorski, M. Olechowski and C. E. M. Wagner, Nucl. Phys. **406**, 59 (1993); P. Langacker and M. Luo, Phys. Rev **D44**, 817 (1991).

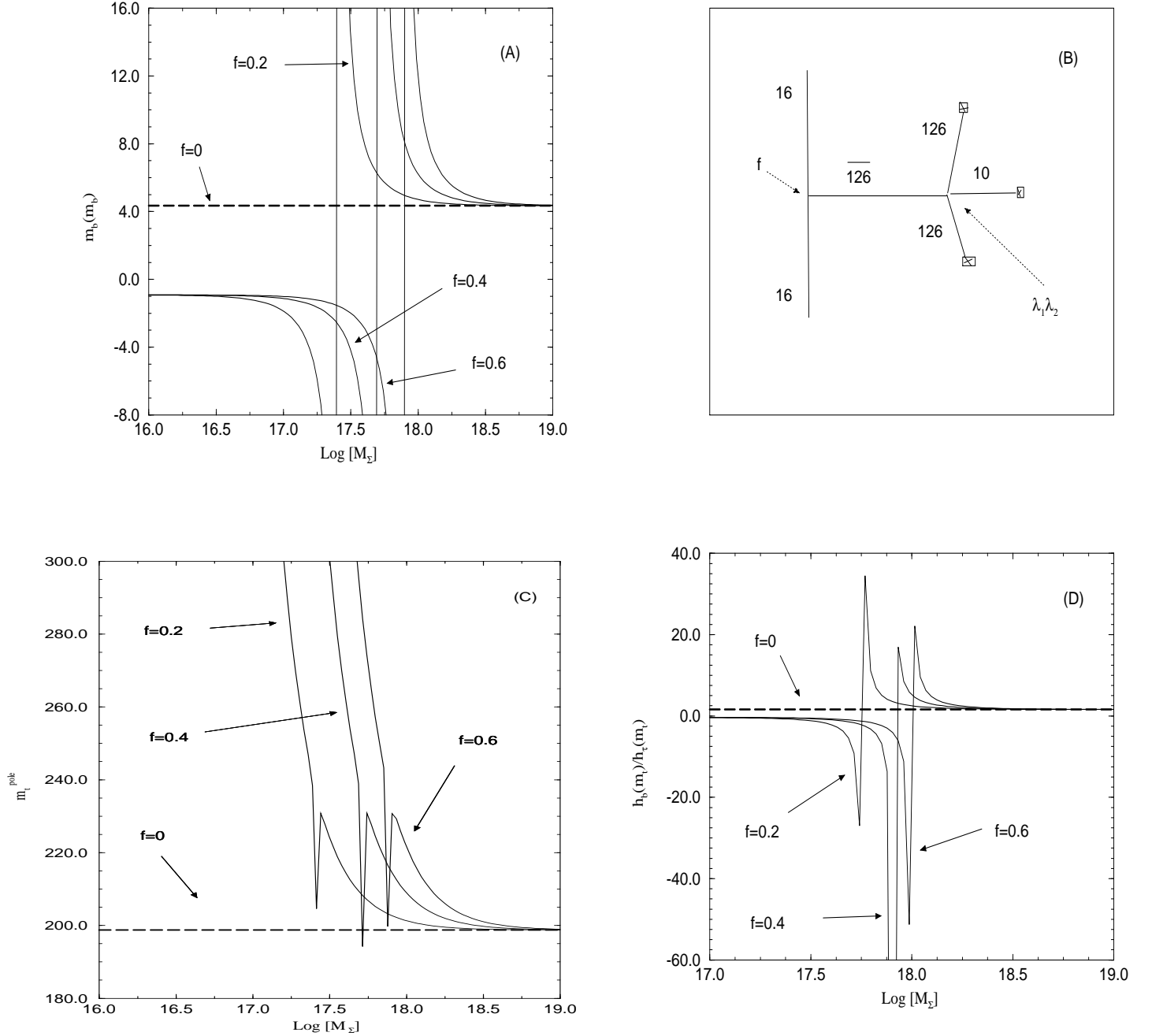


Figure 2: (A) The prediction of b-quark mass as a function of the mass of the extra doublets M_Σ when $f \equiv f_b \equiv f_\tau$ is positive (B) the Feynman graph which leads to the induced mass of the fermions (C) The prediction of the top-quark pole mass where $f \equiv f_t$ (D) the prediction of the ratio of the b-quark and τ -lepton mass. Figure (A) can be recovered from (D) assuming $m_\tau = 1.777$ GeV. The dashed lines are corresponding MSSM values.

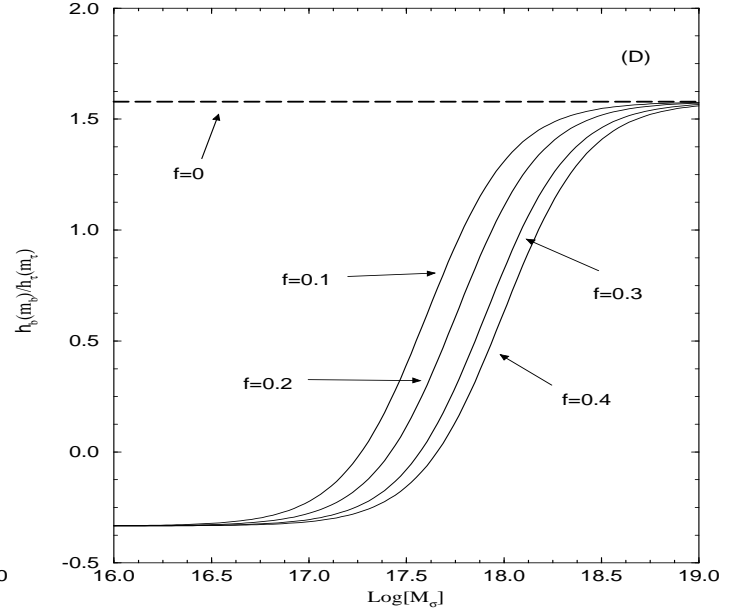
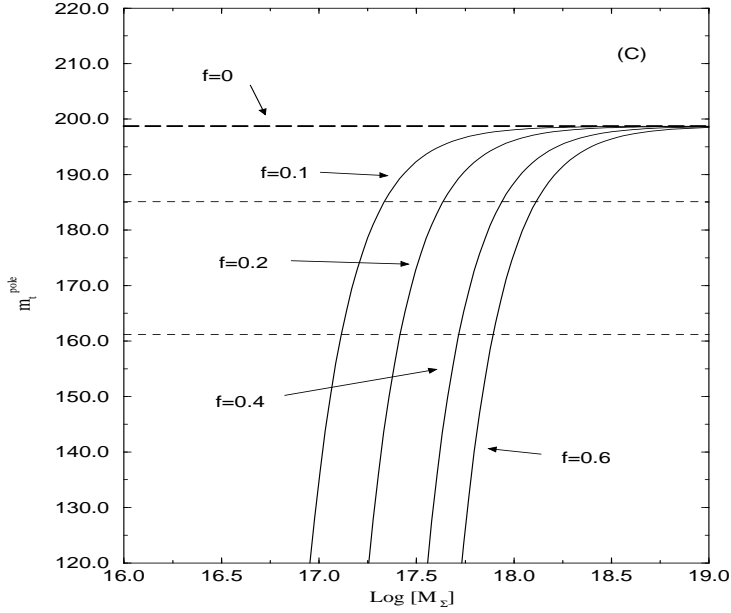
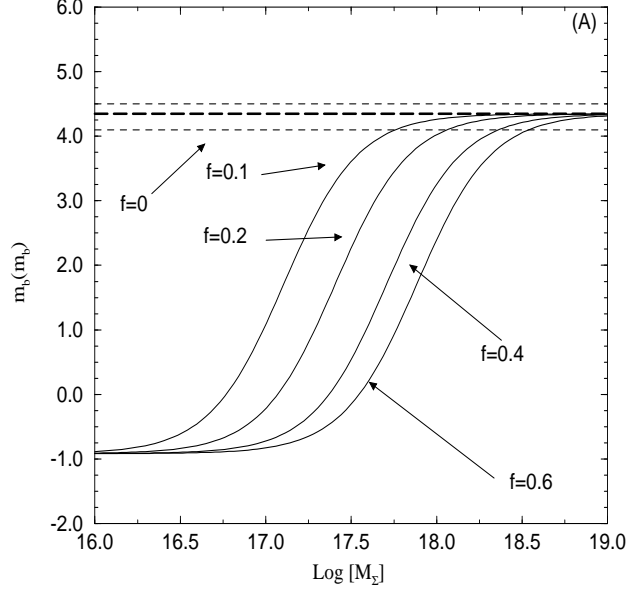


Figure 3: Same as Figure (1) but the effect of the $\overline{126}$ is in the reverse direction reducing the top-quark mass prediction. The b-quark mass prediction is also reduced, however remains within experimental limits modulo theoretical uncertainties.

- [2] DØ collaborations, S. Abachi *et al*, DØ collaborations, hep-ex/9703008.
- [3] CDF collaborations, F. Abe *et al*, Phys. Rev. Lett. **74**, 2626 (1995); DØ collaborations, S. Abachi *et al*, Phys. Rev. Lett. **74**, 2632 (1995).
- [4] B. Pendleton and G. G. Ross, Phys. Lett. **B98**, 291, (1981); C. T. Hill, Phys. Rev. **D24**, 691, (1981); see also, M. Carena, C. E. M. Wagner, Nucl. Phys. **B452**, 45 (1995); V. Barger, M.S. Berger, P. Ohmann, Phys. Rev. D **49**, 4908 (1994); P. Langacker, N. Polonsky, Phys. Rev. D **50**, 2199 (1994); B. Schrempp, Phys. Lett. B **344** (1995) 193; B. Schrempp and M. Wimmer, DESY-96-109 (1996), hep-ph/9606386, and references therein.
- [5] B. Brahmachari, Mod. Phys. Lett. **A12**, 1969 (1997).
- [6] For a summary of various Higgs fields at the intermediate scale and their GUT scale representations it is useful to see, F. Del Aguila and L. E. Ibanez, Nucl. Phys. **B177**, 60 (1981). G. Senjanovic and R. N. Mohapatra, Phys. Rev. **D27**, 1601 (1980).
- [7] T. Appelquist and J. Carazzone, Phys. Rev. **D11**, 2856 (75); Nucl. Phys. **B120**, 77 (77).
- [8] K. S. Babu and R. N. Mohapatra, Phys. Rev. Lett. **70**, 2845 (1993); D. G. Lee and R. N. Mohapatra, Phys. Lett. **B324**, 376 (1994); D. G. Lee and R. N. Mohapatra, Phys. Rev. **D51**, 1353 (1995).

- [9] U. Amaldi, W. De Boer and H. Furstenau, Phys. Lett. **B260**, 447 (1991); F. Anselmo, L. Cifarelli, A. Peterman and A. Zichichi, Nuov. Cim. **A104**, 1817 (1991); *ibid* **A115**, 581 (1992).
- [10] J. Bagger, K. Matchev and D. Pierce, Phys. Lett. **B 348**, 443 (1995); P. H. Chankowski, Z. Pluciennik and S. Pokorski, Nucl. Phys. **B 439**, 23 (1995); M. Bastero-Gil and J. Pérez-Mercader, Nucl Phys. **B450**, 21 (1995).
- [11] By D. R. T. Jones Phys.Rev. **D25**, 581, (1982); M. B. Einhorn, D. R. T. Jones, Nucl. Phys. **B196**, 475 (1982). Expressions of anomalous dimensions are given in, M. Bastero-Gil and B. Brahmachari Nucl. Phys. **B482**, 39 (1996).
- [12] A. Brignole, H. Murayama and R. Ritz, Phys. Lett. **B335**, 345 (1994); F. Vissani and A. Yu. Smirnov, Phys. Lett **B341**, 173 (1994).
- [13] M. Bastero-Gil and B. Brahmachari, Phys. Lett. **B** (to appear).
- [14] B. Brahmachari, Phys. Rev. **D51**, 1 (1995); B. Brahmachari and R. N. Mohapatra, Phys. Lett. **B 357**, 566 (1995).
- [15] See for example: V. Barger, M. S. Berger and P. Ohmann, Phys. Rev. **D 47**, 1093, (1993). For a brief summary of the RGE results in SUSY GUTs see, V. Barger, M. S. Berger, P. Ohmann and R. N. J. Phillips, University of Wisconsin Madison Report No. MAD/PH/803 (unpublished) and references therein; Phys. Lett. **B314**, 351, (1993).

- [16] A good discussion, R. Rattazzi, U. Sarid and L. J. Hall, hep-ph/9405313; presented at 2nd IFT Workshop on Yukawa Couplings and the Origins of Mass, Feb. 11-13, 1994, Gainesville, Florida.