

Nucleon described by the chiral soliton in the chiral quark soliton model

Teruaki Watabe * and Klaus Goeke

*Institute for Theoretical Physics II, Ruhr-University Bochum,
D-44780 Bochum, Germany*

Abstract

We give a survey of recent development and applications of the chiral quark soliton model (also called the Nambu–Jona-Lasinio soliton model) with $N_f=2$ and $N_f=3$ quark flavors for the structure of baryons. The model is an effective chiral quark model obtained from the instanton liquid model of the quantum chromodynamics. Mesons appear as quark-antiquark excitations and baryons arise as non-topological solitons with three valence quarks and a polarized Dirac sea. In this model, a wide variety of observables of baryons is considered.

I. INTRODUCTION

For many years effective chiral models have been used to calculate properties of baryons. We have in mind theories like the Skyrme model, the Nambu–Jona-Lasinio and chiral quark soliton approach, chiral and cloudy bag models, etc. In this paper, we briefly review recent development and applications of the chiral quark soliton model (one of the chiral models) with $N_f=2$ and $N_f=3$ quark flavors for the structure of baryons.¹

It has been believed that the quantum chromodynamics (QCD) describes the interaction between quarks. However it is quite difficult to describe nucleons and baryons directly from QCD. The difficulty comes from the behavior of gluons in a low energy region. Diakonov and Petrov have proposed the instanton liquid picture of the QCD vacuum. [2] Through that picture the dynamical chiral symmetry breaking is induced. Finally we have a quark-meson effective theory given by the Lagrangian;

$$\mathcal{L} = \bar{\psi}(i\gamma^\mu\partial_\mu - \hat{m} - Me^{i\gamma^5\lambda_a\phi^a/f})\psi. \quad (1)$$

The chiral quark soliton (χ QS) model is based on the Lagrangian (1). Using the saddle-point approximation of the meson field, baryons appear as a non-topological solitons. [3]

The parameters, cut-off parameter of quark loop and current quark masses, are fixed to reproduce properties of mesons in the vacuum. The coupling strength between quark and meson denoted by the M is fixed to reproduce the $N - \Delta$ mass splitting and the fixed range is $M = 400 - 450$ MeV. [1]

*E-mail address : watabe@hadron.tp2.ruhr-uni-bochum.de

¹Ref. [1] gives a full detail of calculations.

II. NUCLEON FORM FACTORS

Nucleon form factors are given by the baryon matrix elements of quark bilinear operators;

$$\langle P' | V_Q^\mu(0) | P \rangle = \langle P' | \bar{\psi}(0) \Gamma^\mu \lambda_Q \psi(0) | P \rangle . \quad (2)$$

In the χ QS model the matrix elements (2) consist of *valence* and *sea* parts. The sea part can be recognized as a contribution from mesonic clouds through the derivative expansion of the meson field in a limit of large coupling strength M . [4]

We show results of form factors, which are calculated with $M = 420$ MeV, in Figure 1-5. The solid lines correspond to results of $SU(2)_f$ calculations. [1] On the other hand, the dashed lines are results in $SU(3)_f$. [5] One could find that the results of $SU(3)_f$ calculations in Figure 1-5 are different from the results in ref. [1]. The reason is the following. The $SU(3)_f$ calculation is based on the embedding ansatz of $SU(2)_f$ soliton into $SU(3)_f$. To quantize the soliton, we rotate it in the $SU(3)$ flavor space. Because the soliton is not a symmetric object in the $SU(3)$ flavor space, there are off-diagonal elements of moment of inertia. In ref. [1] the authors symmetrize the matrix of moment of inertia to quantize the soliton. However it causes to a problem of the electric charges of baryons. Usually contributions to the baryon matrix elements are given by multiplications of dynamical- and collective-parts. In a calculation of the electric charge of baryon, dynamical parts should be the same as the moments of inertia and they are exactly normalized by the moments of inertia. But due to the artificial symmetrization of the matrix of moment of inertia, the normalization is not done perfectly. Some non-integer terms remain. The authors of ref. [1] neglect those non-integer terms by hand, while they keep full terms in the other calculations like magnetic moments and axial coupling constants. Hence the $SU(3)_f$ calculations in ref. [1] involve some inconsistency. To avoid that inconsistency we diagonalize the rotation of the $SU(3)_f$ soliton. [5] By the diagonalization of the rotation, we have obtained the results shown in Figure 1-5 and they are almost the same as the $SU(2)_f$ results except the neutron electric form factor.

III. DISCUSSION

In Figure 1-2 the electric form factors of proton and neutron are given. In the χ QS model the proton electric form factor is dominated by the valence contribution, while the neutron is by the sea contribution which is interpreted as a mesonic cloud contribution. The difference between $SU(2)_f$ and $SU(3)_f$ exists only on the neutron electric form factor and it can be explained by the following two reasons.

1) It could be due to a systematic error of the model. Because the neutron electric form factor is quite tiny compared with proton's, it is probably sensitive to a systematic error of the model.

2) It could be due to a kaonic excitation of the vacuum. In $SU(2)_f$ the vacuum excitation in neutron is via a π^- channel. On the other hand, in $SU(3)_f$, it is via not only a π^- channel but also a K^+ channel. The K^+ excitation suppresses the π^- excitation. Because of that, the $SU(3)_f$ result is below the result in $SU(2)_f$.

Within the present formalism it is not possible to come to a conclusion. We should perform an accurate calculation which allows us to control properties of the kaon, for instance the kaon mass. One possible method is given by the bound-state approach proposed by Callan and Klebanov in the Skyrme

model.² [12]

IV. SUMMARY

We have briefly shown recent development and applications of the chiral quark soliton model with $N_f=2$ and $N_f=3$ quark flavors for the structure of baryons. The results do not have a remarkable difference between $SU(2)_f$ and $SU(3)_f$ except the neutron electric properties. The difference in the neutron electric properties could be interpreted as an effect of the vacuum excitation in the K^+ channel. To come to a conclusion we need a further investigation.

²It is in progress by T. Watabe, C. Vogt and K. Goeke.

REFERENCES

- [1] Chr.V. Christov, A. Blotz, H.-C. Kim, P. Pobylitsa, T. Watabe, Th. Meissner, E. Ruiz Arriola and K. Goeke, *Prog.Part.Nucl.Phys.***37** (1996) 91.
- [2] D. Diakonov and V. Petrov, *Nucl.Phys.***B272** (1986) 457.
- [3] D. Diakonov, V. Petrov and P. Pobylitsa, *Nucl.Phys.***B306** (1988) 809.
- [4] T. Watabe, H.-C. Kim and K. Goeke, preprint RUB-TPII-17/95, hep-ph/9507318.
- [5] T. Watabe and K. Goeke, preprint RUB-TPII-17/96.
- [6] G. Höhler *et al.*, *Nucl.Phys.***B114** (1976) 505.
- [7] S. Platchkov *et al.*, *Nucl.Phys.***A510** (1990) 740.
- [8] M. Meyerhoff *et al.*, *Phys.Lett.***B327** (1994) 201.
- [9] E.E.W. Bruins *et al.*, *Phys.Rev.Lett.***75** (1995) 21.
- [10] N.J. Baker *et al.*, *Phys.Rev.***D23** (1981) 2499.
- [11] T. Kitagaki *et al.*, *Phys.Rev.***D28** (1983) 436.
- [12] C.G. Callan and I. Klebanov, *Nucl.Phys.***B262** (1985) 365.

FIGURES

FIG. 1. The experimental data are from ref. [6].

FIG. 2. The experimental data are from ref. [7] denoted by solid circles and ref. [8] denoted by an open triangle.

FIG. 3. The experimental data are from ref. [6].

FIG. 4. The experimental data are from ref. [6] denoted by solid circles and ref. [9] denoted by open triangles.

FIG. 5. The experimental data are from ref. [10,11].

FIGURES

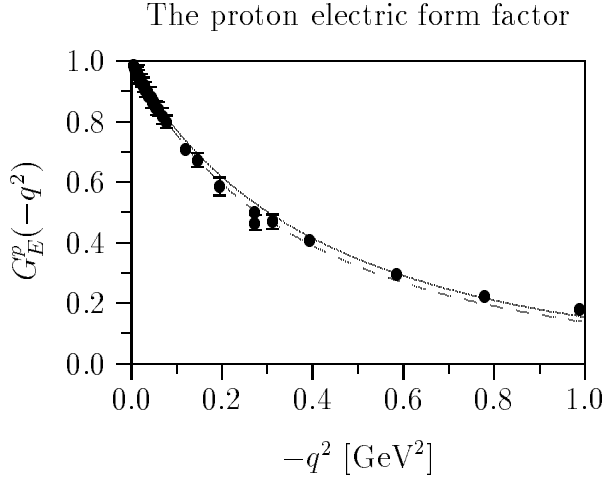


FIG. 1.

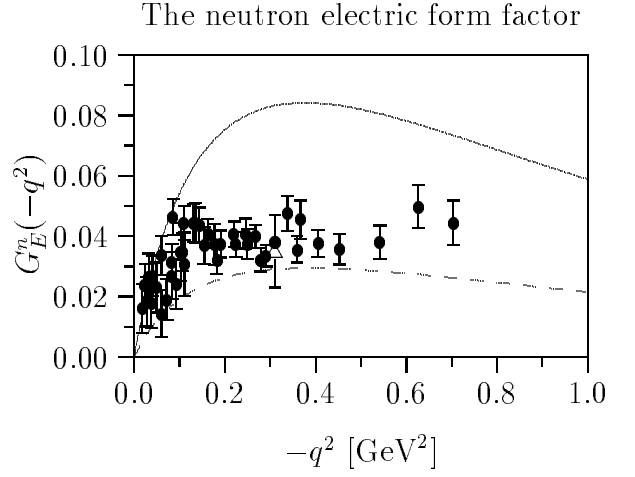


FIG. 2.

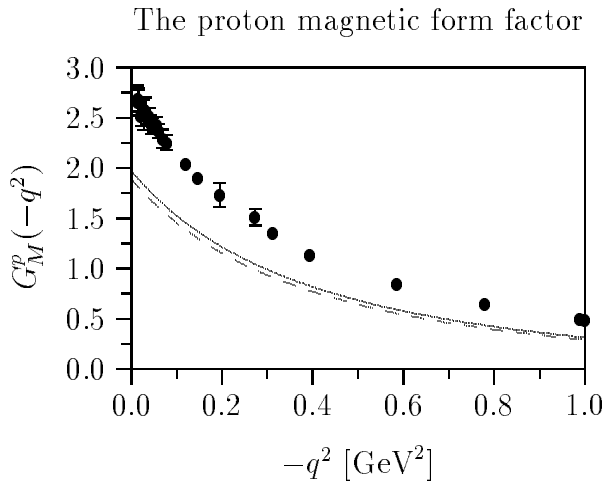


FIG. 3.

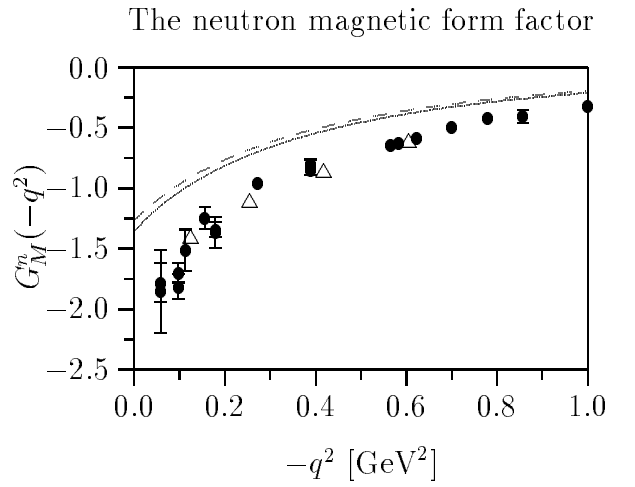


FIG. 4.

The nucleon axial form factor

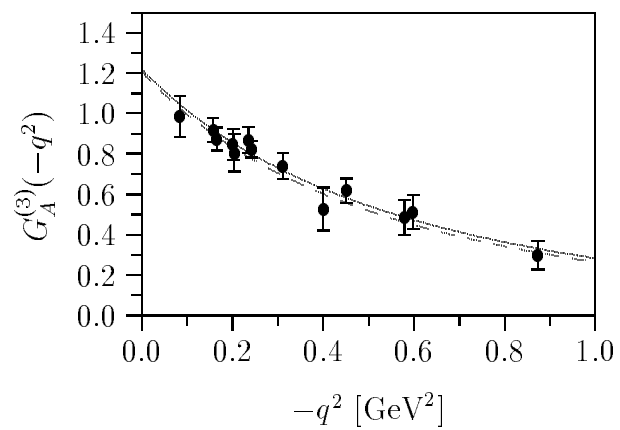


FIG. 5.