

Interference in the reaction $e^+e^- \rightarrow \gamma\pi^+\pi^-$ and the final state interaction.

N.N. Achasov ^{*} and V.V. Gubin [†]

Laboratory of Theoretical Physics

S.L. Sobolev Institute for Mathematics

630090 Novosibirsk 90, Russia

(April 29, 2018)

Abstract

We describe the interference between amplitudes $e^+e^- \rightarrow \rho \rightarrow \gamma\pi^+\pi^-$ and $e^+e^- \rightarrow \phi \rightarrow \gamma(f_0 + \sigma) \rightarrow \gamma\pi^+\pi^-$, with regard to the phase of the elastic $\pi\pi$ scattering background and mixing of the f_0 and σ mesons. It is shown that the Fermi-Watson theorem for the final state interaction in the reaction $e^+e^- \rightarrow \rho \rightarrow \gamma\pi^+\pi^-$ is not valid in the case of soft photons, $\omega < 100$ MeV, in the ϕ meson region. The interference patterns in the spectrum of the photon energy differential cross-section and in the full cross-section as a function of the beam energy are obtained.

12.39.-x, 13.40 Hq.

Typeset using REVTeX

^{*}E-mail: achasov@math.nsc.ru

[†]E-mail: gubin@math.nsc.ru

As is known, the problem of scalar f_0 and a_0 mesons is the central problem of the spectroscopy of light hadrons. Theoretical investigations have established that the study of the decays $\phi \rightarrow \gamma f_0 \rightarrow \gamma \pi \pi$ and $\phi \rightarrow \gamma a_0 \rightarrow \gamma \pi \eta$ can shed light on this problem [1–4]. In this paper we present results on $\phi \rightarrow \gamma f_0 \rightarrow \gamma \pi^+ \pi^-$ decay. Experimentally, the radiative decays $\phi \rightarrow \gamma f_0 \rightarrow \gamma \pi^+ \pi^-$ are studied by observing the interference patterns at the ϕ meson peak in the reaction $e^+ e^- \rightarrow \gamma \pi^+ \pi^-$ which is currently studied in the detector CMD-2 [5] at $e^+ e^-$ -collider VEPP-2M in Novosibirsk and will be studied at the ϕ -factory DAΦNE when it comes into operation.

The analysis of the interference patterns in this reaction, by virtue of a large radiative background, is a rather complex problem which was actively considered in the current literature, see [6] and references therein.

It is necessary to note, that in paper [6] and in all previous papers (see [6]) this problem was actually considered in the approximation of the single f_0 meson production, for example, as the ρ meson. However, it is necessary to take into account that the f_0 meson is strongly coupled not only with the $\pi\pi$ and $K\bar{K}$ channels but also with other scalar resonances (like a σ meson) and also with an elastic background. This fact, as we shall show below, deforms considerably the interference patterns both in the spectrum of photons and in the full cross-section of the reaction.

In view of this, we represent the analysis of interference patterns in the reaction $e^+ e^- \rightarrow \gamma \pi^+ \pi^-$ at the ϕ meson peak with regard to the phase of the elastic $\pi\pi$ scattering background and the f_0 and σ meson mixing. As a reference point we consider experiment [5] and preliminary data obtained in this experiment.

Analyzing the phase relations between the amplitudes $\gamma \gamma^*(s) \rightarrow \pi\pi$ and $\pi\pi \rightarrow \pi\pi$, we show that the Fermi-Watson theorem on the final state interaction in the $e^+ e^- \rightarrow \gamma^*(s) \rightarrow \rho \rightarrow \gamma \pi^+ \pi^-$ reaction is not valid, i.e. the phase of the amplitude $\gamma^*(s) \rightarrow \gamma \pi\pi$ is not determined by the phase of $\pi\pi$ scattering amplitude. For soft photons in the amplitude $\gamma^*(s) \rightarrow \rho \rightarrow \gamma \pi\pi$ the Born term, i.e. the bremsstrahlung, is dominant, as the Low theorem requires, and the phase of amplitude in the elasticity region is determined by the phase

of the $\pi\pi$ scattering in the isovector vector channel (by the ρ meson propagator). At $4m_\pi^2/s, 4m_\pi^2/m^2 \ll 1$, where m is the invariant $\pi\pi$ mass, the amplitude is divided into two parts: i) the bremsstrahlung with the phase of the $\pi\pi$ scattering in isovector vector channel, which dominates in the soft photons region, $s \simeq m^2$, and ii) the amplitude of structural radiation, the phase of which in the elastic region is determined by a sum of phase of the $\pi\pi$ scattering in the isovector vector channel ($\delta_1^1(E)$) and the phase of the $\pi\pi$ scattering in isoscalar scalar (in our case) channel ($\delta_0^0(m)$), the analog of the Fermi-Watson theorem [8]. This fact leads to the shift of the interference pattern both in the full and in the differential cross-section of the process.

In our case the classical Fermi-Watson theorem is faced with the problem of soft photon radiation. The general theoretical reasons for this case were adduced in [8], where there was noted, that the Low theorem on a soft photon is not consistent with the analog of the Fermi-Watson theorem on the final state interaction. The way out of this situation the authors of Ref. [8] see in separation of a photon energy spectrum into "soft" and "hard" parts in each of which the "proper" theorem holds. It is necessary to note that in the formal approach of [8] the separation of a photon spectrum into "soft" and "hard" parts looks somewhat as a trick that reconciles these two theoretical conclusions. In contrast [8] we consider a particular representation of the amplitude of the reaction $e^+e^- \rightarrow \gamma^* \rightarrow \rho \rightarrow \gamma\pi^+\pi^-$, see. Fig.1, and demonstrate when the Fermi-Watson theorem holds, when the amplitude satisfies to the Low theorem and when it is broken up into two contributions: the bremsstrahlung and an amplitude satisfying to the analog of the Fermi-Watson theorem.

Let us consider the two-photon production of pions, $\gamma\gamma^*(s) \rightarrow \pi\pi$, below inelastic thresholds of the $\pi\pi$ scattering. In the case when $s < 4m_\pi^2$ the pion interaction in the final state results in a common phase of the amplitude which equals the phase of the $\pi\pi$ scattering.

Really, in the approximation, taking into account only two-pion intermediate states, we assume that the amplitude of the $\pi\pi$ scattering (see the last diagram in Fig.1(a)) lies on the mass shell. Then the full s -wave isoscalar amplitude of the process under interest is determined by expression, see. Fig. 1

$$T = \frac{2}{3} \frac{e^2 g_{\rho\pi\pi}}{8\pi f_\rho} \left[\frac{m^2}{E^2 - m^2} \frac{1 - \rho_{\pi\pi}(m)^2}{2\rho_{\pi\pi}(m)} \lambda(m) + \frac{E^2}{m^2 - E^2} + T_{\pi\pi}^{I=0}(m) g_{\pi\pi}(E, m) \right] \frac{m_\rho^2}{D_\rho(E^2)}, \quad (1)$$

where m is invariant mass of $\pi\pi$ system, $\rho_{\pi\pi}(m) = \sqrt{1 - 4m_\pi^2/m^2}$, $\lambda(m) = \ln[(1 + \rho_{\pi\pi}(m))/(1 - \rho_{\pi\pi}(m))]$ and $1/D_\rho(E^2)$ is the ρ meson propagator presented in [6]. The function $g_{\pi\pi}(E, m)$ is determined by the triangular diagram [1].

When $E < 2m_\pi$, $m > 2m_\pi$

$$g_{\pi\pi}(E, m) = \frac{1}{\pi} \left\{ 1 + \frac{1 - \rho_{\pi\pi}^2(m)}{\rho_{\pi\pi}(E)^2 - \rho_{\pi\pi}(m)^2} \left[\rho_{\pi\pi}(m)(\lambda(m) - i\pi) + 2|\rho_{\pi\pi}(E)| \arctan(|\rho_{\pi\pi}(E)|) - \right. \right. \\ \left. \left. - \pi|\rho_{\pi\pi}(E)| - \frac{1}{4}(1 - \rho_{\pi\pi}(E)^2) \left(\pi^2 - 2\pi \arctan(|\rho_{\pi\pi}(E)|) - \lambda(E)^2(\pi + i\lambda(m))^2 \right) \right] \right\}, \quad (2)$$

when $E > 2m_\pi$, $m > 2m_\pi$

$$g_{\pi\pi}(E, m) = \frac{1}{\pi} \left\{ 1 + \frac{1 - \rho_{\pi\pi}^2(m)}{\rho_{\pi\pi}(E)^2 - \rho_{\pi\pi}(m)^2} \left[\rho_{\pi\pi}(m)(\lambda(m) - i\pi) - \right. \right. \\ \left. \left. - \rho_{\pi\pi}(E)(\lambda(E) - i\pi) - \frac{1}{4}(1 - \rho_{\pi\pi}(E)^2) \left((\pi + i\lambda(E))^2 - (\pi + i\lambda(m))^2 \right) \right] \right\}. \quad (3)$$

We consider the parametrization of the s -wave amplitude of the $\pi\pi$ scattering below the inelastic thresholds in the following manner

$$T_{\pi\pi}^{I=0}(m) = \frac{e^{2i\delta_0^0(m)} - 1}{2i\rho_{\pi\pi}(m)}. \quad (4)$$

Substituting the amplitude (4) in (1) one easily gets in the case $E < 2m_\pi$

$$T = \frac{2}{3} \frac{e^2 g_{\rho\pi\pi}}{8\pi f_\rho} e^{i\delta_0^0(m)} \left[\left(\frac{m^2}{E^2 - m^2} \frac{1 - \rho_{\pi\pi}(m)^2}{2\rho_{\pi\pi}(m)} \lambda(m) - \frac{E^2}{E^2 - m^2} \right) \cos(\delta_0^0(m)) + \right. \\ \left. + \sin(\delta_0^0(m)) \frac{\text{Re}(g_{\pi\pi}(E, m))}{\rho_{\pi\pi}(m)} \right] \frac{m_\rho^2}{D_\rho(E^2)} \quad (5)$$

and the Fermi-Watson theorem is valid, i.e. the phase of the $\gamma\gamma^*(E) \rightarrow \pi\pi$ process is determined by the phase of the $\pi\pi$ scattering. However, it is easy seen from (1) and (3) that the $\rho_{\pi\pi}(E)$ and $\lambda(E)$ terms in the imaginary part of the triangular diagram destroy the Fermi-Watson theorem in the case $E > 2m_\pi$.

For soft photons ($E \simeq m$) the triangular diagram is proportional to the factor $(E^2 - m^2)$, see (3), and in (1) the Born term, i.e. the bremsstrahlung, is dominant in the full agreement

with the Low theorem ¹ and the amplitude phase is determined by the phase of the ρ meson propagator.

In case when $E^2, m^2 \gg 4m_\pi^2$ the imaginary part of the triangular diagram

$$\text{Im}(g_{\pi\pi}(E, m)) \simeq \frac{2m_\pi^2}{m^2} \left(1 + \frac{m^2}{E^2 - m^2} \ln \frac{m^2}{E^2}\right) \quad (6)$$

is small since the imaginary parts from the E and m channels compensate each other. The amplitude of the process in this region is broken up into two contributions: the bremsstrahlung which dominates in the soft photon region and the amplitude satisfying the analog of the Fermi-Watson theorem [8]:

$$T = \frac{2}{3} \frac{e^2 g_{\rho\pi\pi}}{8\pi f_\rho} \left[\frac{E^2}{m^2 - E^2} + e^{i\delta_0^0(m)} \sin(\delta_0^0(m)) \text{Re}(g_{\pi\pi}(E, m)) \right] \frac{m_\rho^2}{D_\rho(E^2)}. \quad (7)$$

At $E > m > 2m_\pi$ our amplitude describes the process $e^+e^- \rightarrow \gamma^* \rightarrow \rho \rightarrow \gamma\pi^+\pi^-$. In the soft photon region (energy of a photon $\omega < 100$ MeV) which we consider below, since $m_{f_0} \simeq m_\phi$, the second term in (7) is negligible in comparison to the first one and it is negligible also in comparison to the contribution of the ϕ meson, $e^+e^- \rightarrow \phi \rightarrow \gamma(f_0 + \sigma) \rightarrow \gamma\pi^+\pi^-$, because of the narrow width of the ϕ meson (smallness is proportional $\Gamma_\phi m_\phi / (m_\phi^2 - m_\rho^2) \simeq 1/100$).

The whole formalism for the description of the reaction under study $e^+e^- \rightarrow \phi \rightarrow \gamma f_0 \rightarrow \gamma\pi^+\pi^-$ was stated in [6], here we write out only the basic formulae modified by the mixing of the f_0 and σ mesons and by an elastic background of the $\pi\pi$ scattering [7].

The amplitude of the $e^-(p_1)e^+(p_2) \rightarrow \phi \rightarrow \gamma(f_0 + \sigma) \rightarrow \gamma(q)\pi^+(k_+)\pi^-(k_-)$ reaction is written down in the following way [9,7]

$$M = e\bar{u}(p_1)\gamma^\mu u(p_2) \frac{em_\phi^2}{f_\phi} \frac{e^{i\delta_B(m)} g(m^2)}{sD_\phi(s)} \left(q^\mu \frac{e(\gamma)p}{pq} - e(\gamma)^\mu \right) \sum_{RR'} (g_{RK^+K^-} G_{RR'}^{-1}(m) g_{R'\pi^+\pi^-}) \quad (8)$$

where $s = E^2 = p^2 = (p_1 + p_2)^2$, $t = m^2 = (k_- + k_+)^2$, and the summation is over the two resonances $R = f_0, \sigma$. The definition of the function $g(m^2)$ and the ϕ meson

¹ Actually, this conclusion does not depend on our assumption that the amplitude of the $\pi\pi$ scattering in the last diagram in Fig.1(a) lies on a mass shell since this diagram vanishes in the soft photon region due to the gauge invariance.

propagator $1/D_\phi(s)$ are given in [7]. The data on the $\pi\pi$ scattering in the isoscalar channel are parametrized as follows [9,7]:

$$T(\pi\pi \rightarrow \pi\pi) = \frac{\eta_0^0 e^{2i\delta_0^0(m)} - 1}{2i\rho_{\pi\pi}(m)} = \frac{e^{2i\delta_B(m)} - 1}{2i\rho_{\pi\pi}(m)} + e^{2i\delta_B(m)} T_{\pi\pi}^{res}(m), \quad (9)$$

where $\delta_0^0(m) = \delta_B(m) + \delta_{res}(m)$ and

$$T_{\pi\pi}^{res}(m) = \sum_{RR'} \frac{g_{R\pi\pi} g_{R'\pi\pi}}{16\pi} G_{RR'}^{-1}(m). \quad (10)$$

The phase of the elastic background $\delta_B(m)$ is taken in the form $\delta_B = \theta_{\pi\pi}(m)$, where $\theta \simeq 60^\circ$. The matrix of the inverse propagator $G_{RR'}(m)$ is presented in [9,7]. The amplitude of the $\pi\pi \rightarrow K\bar{K}$ process is

$$T_{K\bar{K}} = e^{i\delta_B(m)} \sum_{RR'} \frac{g_{R\pi\pi} g_{R'K\bar{K}}}{16\pi} G_{RR'}^{-1}(m). \quad (11)$$

Thus, for the differential cross-section of the signal we obtain the following expression

$$\frac{d\sigma_\phi}{d\omega} = \frac{\alpha^2 \omega}{8\pi s^2} \left(\frac{m_\phi^2}{f_\phi} \right)^2 \frac{|g(m^2)|^2}{|D_\phi(s)|^2} \sqrt{1 - \frac{4m_\pi^2}{m^2}} \left(a + \frac{a^3}{3} \right) b \left| \sum_{RR'} (g_{RK^+K^-} G_{RR'}^{-1}(m) g_{R'\pi^+\pi^-}) \right|^2 H_{rad}(s, \omega_{min}), \quad (12)$$

where $\omega = |\vec{q}|$ is energy of the photon, a is the cut on θ_γ , the angle between the photon momentum and the electron beam in the center-of-mass frame of the reaction, $-a \leq \cos \theta_\gamma \leq a$ and b is the cut on $\theta_{\pi\gamma}$, the angle between the photon and pion momenta in the dipion rest frame, $-b \leq \cos \theta_{\pi\gamma} \leq b$.

The function $H_{rad}(s, \omega_{min})$ takes into account the radiative corrections, the contribution of which reduces the cross-section by 20%, see [6,7].

As was shown in the previous papers, see [6], the main background to process under study has come from the initial electron radiation and the radiation from the final pions. The background from non-resonant invariant mass of the $\pi^+\pi^-$ system processes was estimated in [6,7] and in our region of the spectrum, $20 < \omega < 100$ MeV, was found to be negligible.

The differential cross-sections for the background processes connected with the final state radiation and the initial one have the following expressions

$$\begin{aligned}\frac{d\sigma_f}{d\omega} &= 2\sigma_0(s) \frac{1}{\sqrt{s}} F(x, a, b) \left| 1 - \frac{3\Gamma(\phi \rightarrow e^+e^-)\sqrt{s}}{\alpha D_\phi(s)} \right|^2 H_{rad}(s, \omega_{min}) \\ \frac{d\sigma_i}{d\omega} &= 2\sigma_0(m^2) \frac{1}{\sqrt{s}} H(x, a, b) \left| 1 - \frac{3\Gamma(\phi \rightarrow e^+e^-)m}{\alpha D_\phi(m^2)} \right|^2 H_{rad}(m, \omega_{min}),\end{aligned}\quad (13)$$

where $x = 2\omega/\sqrt{s}$. The functions $F(x, a, b)$, $H(x, a, b)$ and the cross-section $\sigma_0(s)$ of the $e^+e^- \rightarrow \pi^+\pi^-$ process are presented in [6].

The interference of the amplitude (8) with the amplitude of the final pions radiation is

$$\begin{aligned}\frac{d\sigma_{int}}{d\omega} &= \sqrt{\frac{3}{2}} \frac{\alpha^3}{s\sqrt{s}} \left(\frac{g_{\rho\pi\pi}}{f_\rho f_\phi} \right) Re \left[\frac{m_\phi^2 m_\rho^2 g(m^2) e^{i\delta_B(m)}}{\sqrt{4\pi\alpha} D_\phi D_\rho^*} \left(1 - \frac{3\Gamma(\phi \rightarrow e^+e^-)\sqrt{s}}{\alpha D_\phi^*(s)} \right) \times \right. \\ &\times \left. \left(\sum_{RR'} g_{RK^+K^-} G_{RR'}^{-1} g_{R'\pi^+\pi^-} \right) \right] \left\{ f(x) + \frac{\xi}{2} \ln \frac{1-f(x)}{1+f(x)} \right\} \left(a + \frac{a^3}{3} \right) H_{rad}(s, \omega_{min}),\end{aligned}\quad (14)$$

where $f(x) = b\sqrt{1 - \frac{\xi}{1-x}}$ and $\xi = 4m_\pi^2/s$.

The total differential cross-section is $d\sigma/d\omega = d\sigma_\phi/d\omega + d\sigma_i/d\omega + d\sigma_f/d\omega \pm d\sigma_{int}/d\omega$.

The fitting of the $\pi\pi$ scattering data shows that a number of parameters describe well the $\pi\pi$ data in the region of interest $0.7 < m < 1.8$ GeV, see [7].

By way of an illustration we present the interference patterns for two sets of parameters, see. Fig. 2, for the narrow and relatively wide f_0 resonance:

i) $m_{f_0} = 980$ MeV, $m_\sigma = 1.47$, $R = 8$, $g_{f_0 K^+ K^-}^2/4\pi = 2.25$ GeV², $g_{\sigma\pi\pi}^2/4\pi = 1.76$ GeV², $g_{\sigma K\bar{K}} = 0$, $\theta = 60^\circ$, the subtraction constant for non-diagonal elements of the matrix of the inverse propagator $C_{f_0\sigma} = -0.31$ GeV [7], the effective width of the f_0 meson $\Gamma_{eff} = 0.025$ GeV. The branching ratios of the decay for this set of parameters are: $BR(\phi \rightarrow \gamma f_0 \rightarrow \gamma\pi\pi, \omega < 250$ MeV) = $3.36 \cdot 10^{-4}$, $BR(\phi \rightarrow \gamma(f_0 + \sigma) \rightarrow \gamma\pi\pi, \omega < 250$ MeV) = $2.74 \cdot 10^{-4}$ and $BR(\phi \rightarrow \gamma f_0 \rightarrow \gamma\pi\pi, \omega < 100$ MeV) = $0.79 \cdot 10^{-4}$, $BR(\phi \rightarrow \gamma(f_0 + \sigma) \rightarrow \gamma\pi\pi, \omega < 100$ MeV) = $1.0 \cdot 10^{-4}$.

ii) $m_{f_0} = 985$ MeV, $m_\sigma = 1.38$, $R = 2$, $g_{f_0 K^+ K^-}^2/4\pi = 1.47$ GeV², $g_{\sigma\pi\pi}^2/4\pi = 1.76$ GeV², $g_{\sigma K\bar{K}} = 0$, $\theta = 45^\circ$, the subtraction constant for non-diagonal elements of the matrix of the inverse propagator $C_{f_0\sigma} = -0.31$ GeV [7], the effective width of the f_0 meson $\Gamma_{eff} = 0.085$ GeV. The branching ratios of the decay for this set of parameters are: $BR(\phi \rightarrow \gamma f_0 \rightarrow \gamma\pi\pi, \omega < 250$ MeV) = $2.32 \cdot 10^{-4}$, $BR(\phi \rightarrow \gamma(f_0 + \sigma) \rightarrow \gamma\pi\pi, \omega < 250$ MeV) = $1.67 \cdot 10^{-4}$

and $BR(\phi \rightarrow \gamma f_0 \rightarrow \gamma \pi \pi, \omega < 100 \text{ MeV}) = 0.68 \cdot 10^{-4}$, $BR(\phi \rightarrow \gamma(f_0 + \sigma) \rightarrow \gamma \pi \pi, \omega < 100 \text{ MeV}) = 0.59 \cdot 10^{-4}$.

The interference patterns in the full cross-section of the reaction $e^+e^- \rightarrow \gamma \pi^+ \pi^-$, $\sigma_\phi \pm \sigma_{int} + \sigma_f + \sigma_i$, by energy of beams at the ϕ meson region for both sets of parameters are shown in Fig.2(a). Being guided by [5], we have chosen the angular cuts $a = 0,66$ and $b = 0.955$ which suppress the contribution of the initial state radiation by a factor of nine. However, despite the strong suppression, the initial state radiation remains dominant and is about $\frac{2}{3}$ of the total background. The photon energy is in the interval $20 < \omega < 100 \text{ MeV}$.

The interference pattern in the photon spectrum $d\sigma_\phi/d\omega \pm \sigma_{int}/d\omega$ at the ϕ meson peak is shown in Fig.2(b).

This analysis of the interference patterns in reaction $e^+e^- \rightarrow \gamma \pi^+ \pi^-$ shows that the study of this reaction is an interesting and rather complex problem. In this contribution we have shown that the analysis of the interference patterns in the $e^+e^- \rightarrow \gamma \pi^+ \pi^-$ reaction needs to be performed along with the analysis of reactions $\pi\pi \rightarrow \pi\pi$ and $\pi\pi \rightarrow K\bar{K}$. The experimental study of the $e^+e^- \rightarrow \gamma \pi^+ \pi^-$ reaction can obviously enrich our knowledge about nontrivial manifestations of the strong interactions and the features of the f_0 meson.

We thank J.A. Thompson for help with English.

This work was supported by INTAS, grant INTAS-94-3986.

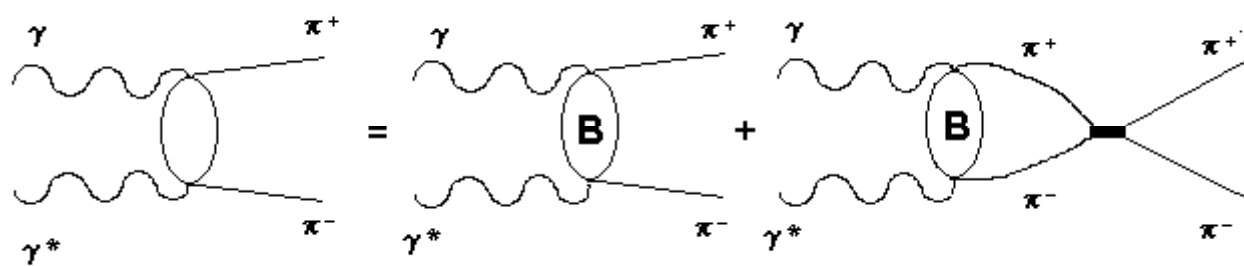
REFERENCES

- [1] N.N. Achasov, V.N. Ivanchenko, Nucl. Phys. **B315**, 465 (1989); Report No. INP 87-129, 1987 (unpublished).
- [2] N.N. Achasov in *The second DAΦNE Physics Handbook*, Eds L. Maiani, G. Pancheri, N. Paver, dei Laboratory Nazionali di Frascati, Frascati, Italy, May 1995, Vol.II, p.671.
- [3] F.E. Close, N. Isgur and S. Kumano, Nucl. Phys. **B389** 513 (1993).
N. Brown and F. Close in *The second DAΦNE Physics Handbook*, Eds L. Maiani, G. Pancheri, N. Paver, dei Laboratory Nazionali di Frascati, Frascati, Italy, May 1995, Vol.II, p.649.
- [4] N.N. Achasov, V.V. Gubin and V.I. Shevchenko, Phys. Rev. D, to be published, (hep-ph/9605245).
- [5] R.R. Akhmetshin et al, Budker report No. INP 95-62, 1995.
- [6] N.N. Achasov, V.V. Gubin and E.P. Solodov, Phys. Rev.**D55** 2672 (1997)
- [7] N.N. Achasov and V.V. Gubin, (hep-ph/9703367).
- [8] M.J. Creutz and M.B. Einhorn, Phys. Rev. **D1** 2537 (1970).
- [9] N.N. Achasov, S.A. Devyanin and G.N. Shestakov, Usp. Fiz. Nauk **142** 361 (1984)[Sov. Phys. Usp.**27**, 161 (1984)]
- [10] A.D. Bukin et al., Yad.Fiz. **27** 985 (1978) [Sov. J. Nucl. Phys. **27**, 521 (1978)]

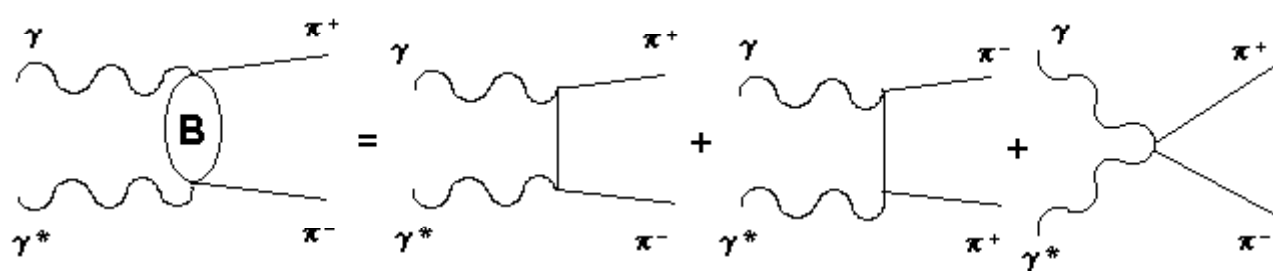
FIGURES

FIG. 1. The diagrams of the model.

FIG. 2. (a) The interference pattern in the total cross-section. The solid line 1 corresponds to the pure background and the dashed line is the background with the $\phi - \rho$ transition, see [6]. The solid lines for destructive and constructive interferences correspond to $\Gamma_{eff} = 0.025$ GeV. The dotted lines for destructive and constructive interferences correspond to $\Gamma_{eff} = 0.085$ GeV, see the text. (b) The interference pattern in the spectrum of photons. The solid lines correspond to the narrow f_0 resonance, $\Gamma_{eff} = 0.025$ GeV and the dotted lines correspond to the relatively wide resonance, $\Gamma_{eff} = 0.085$ GeV.

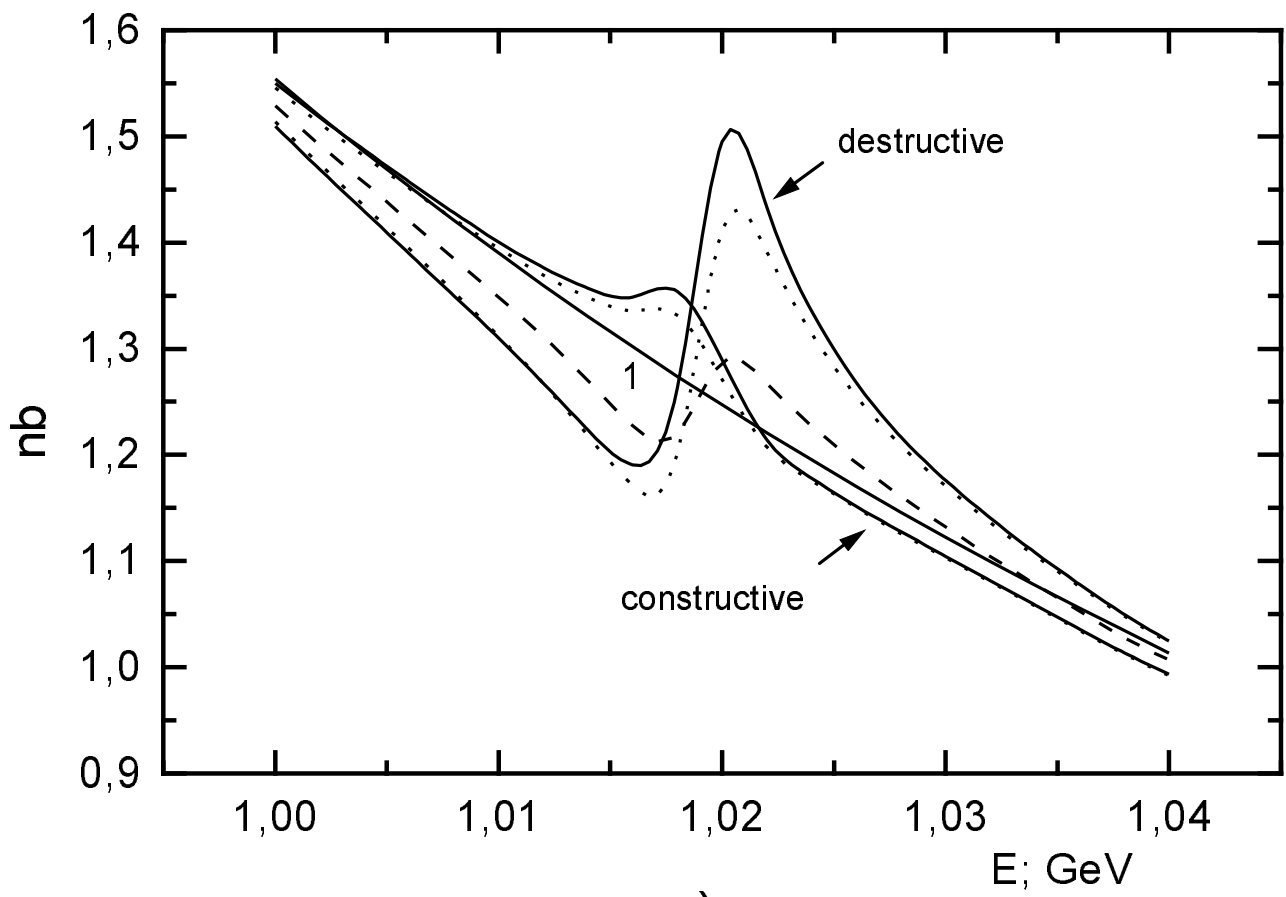


a)

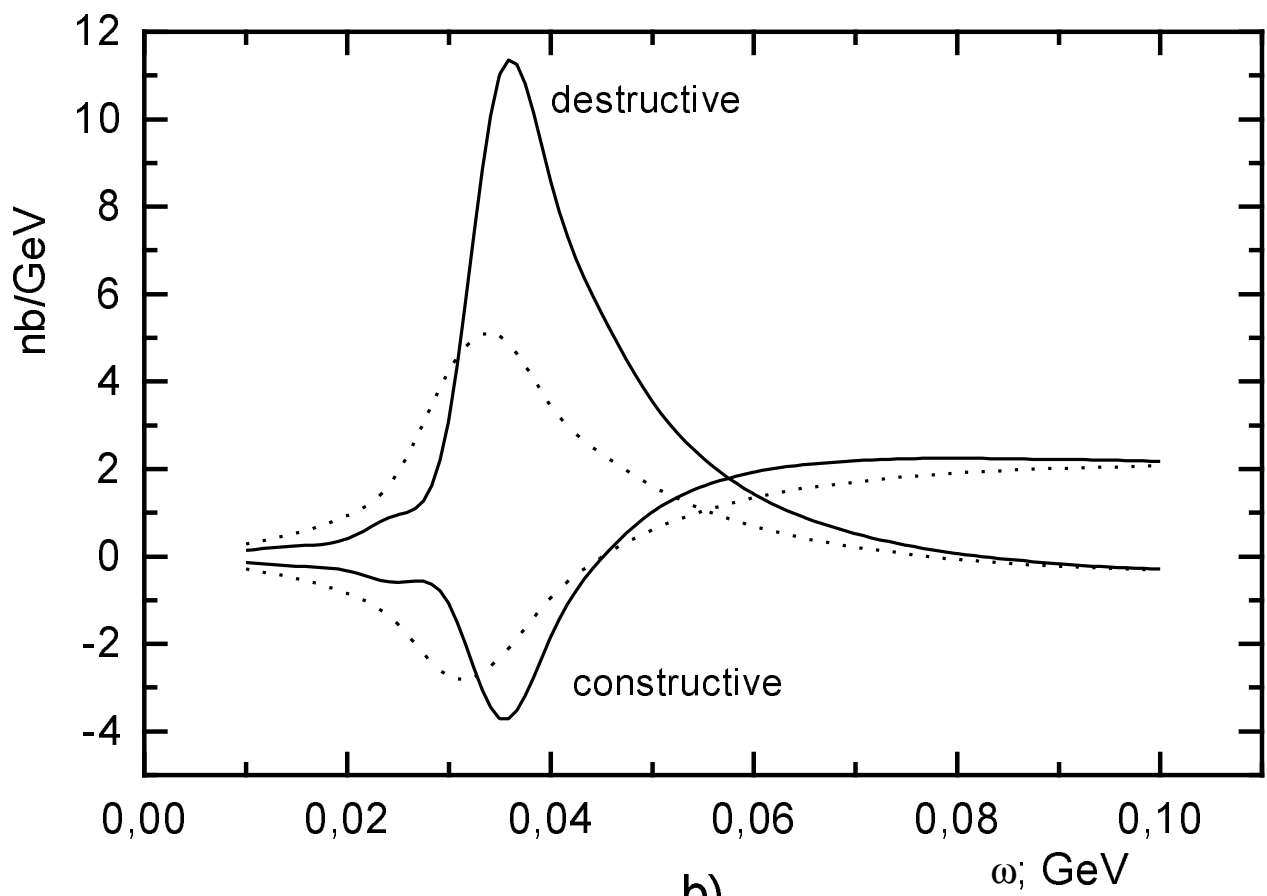


b)

Fig.1



a)



b)

Fig.2