

UCRHEP-T190

May 1997

**FLAVOR CHANGING TRANSITIONS AND THE TOP
QUARK IN A TWO HIGGS DOUBLETS MODEL;
APPLICATION TO $e^+e^- \rightarrow t\bar{c}\nu_e\bar{\nu}_e$, $t\bar{c}e^+e^-$, $t\bar{c}Z$, $t \rightarrow cW^+W^-$ AND
 $t \rightarrow cZZ$ ¹**

S. Bar-Shalom

Department of Physics, University of California,
Riverside CA 92521.

Abstract

Extension of the SM with one extra Higgs doublet may give rise to flavor-changing-scalar coupling of a neutral Higgs to a pair of top-charm quarks. This coupling gives rise to a large tree-level effective W^+W^- ; ZZ – Higgs – $t\bar{c}$ interaction. We find that the reactions $e^+e^- \rightarrow t\bar{c}\nu_e\bar{\nu}_e$, $t\bar{c}e^+e^-$, $t\bar{c}Z$ and the two rare top decays $t \rightarrow cW^+W^-$, $t \rightarrow cZZ$ are very sensitive probes of such an effective interaction. The most promising ones, $e^+e^- \rightarrow t\bar{c}\nu_e\bar{\nu}_e$, $t\bar{c}e^+e^-$, may yield several hundreds and up to thousands of such events at the Next Linear Collider with a center of mass energy of $\sqrt{s} = 0.5\text{--}2$ TeV if the mass of the light neutral Higgs is a few hundred GeV. We also find that the rare decays $t \rightarrow cW^+W^-$ and $t \rightarrow cZZ$ may be accessible in the LHC if the mass of the light neutral Higgs lies in the narrow window $150 \text{ GeV} \lesssim m_h \sim < 200 \text{ GeV}$.

¹Talk presented at the first FCNC symposium, February 19-21, 1997, Santa Monica, CA USA. Work done in collaboration with G. Eilam, A. Soni and J. Wudka.

1 Introductory Remarks

The reactions $\sigma^{Ztc} \equiv \sigma(e^+e^- \rightarrow t\bar{c}Z + \bar{t}cZ)$ and in particular $\sigma^{\nu\bar{\nu}tc} \equiv \sigma(e^+e^- \rightarrow t\bar{c}\nu_e\bar{\nu}_e + \bar{t}c\nu_e\bar{\nu}_e)$, $\sigma^{eetc} \equiv \sigma(e^+e^- \rightarrow t\bar{c}e^+e^- + \bar{t}ce^+e^-)$, via W^+W^- or ZZ fusion, respectively, are extremely sensitive probes for investigations of FC currents at the Next Linear Collider (NLC). Also, in a very narrow window of the Higgs mass detection of the rare top decays $t \rightarrow cW^+W^-$ and $t \rightarrow cZZ$ may be possible at the Large Hadron Collider.[1]

A two Higgs doublet model with flavor-changing-scalar-transitions (FCST), often called Model III,[2] can give rise to large FCST in top quark systems.[3] In this model there are two neutral scalars, denoted here by h and H , that can couple to vector bosons. Within Model III the above reactions can occur at the tree-level via the neutral scalar exchanges in Fig. 1. In the Cheng-Sher Ansatz (CSA),[4] the couplings of the neutral scalars to fermions are given by $\xi_{ij}^{U,D} = g_W (\sqrt{m_i m_j}/m_W) \lambda_{ij}$ and the relevant terms of the Model III Lagrangian can then be written as:

$$\mathcal{L}_{\mathcal{H}tc} = -\frac{g_W}{\sqrt{2}} \frac{\sqrt{m_t m_c}}{m_W} f_{\mathcal{H}} \mathcal{H} \bar{t} (\lambda_R + i\lambda_I \gamma_5) c, \quad (1)$$

$$\mathcal{L}_{\mathcal{H}VV} = -g_W m_W C_V c_{\mathcal{H}} \mathcal{H} g_{\mu\nu} V^\mu V^\nu, \quad (2)$$

where $\mathcal{H} = h$ or H and for simplicity we choose $\lambda_{tc} = \lambda_{ct} = \lambda$.² We further break λ into its real and imaginary parts, $\lambda = \lambda_R + i\lambda_I$. Also in Eqs. 1 and 2 $C_{W;Z} \equiv 1; m_Z^2/m_W^2$, $f_{h;H} \equiv \cos \tilde{\alpha}; \sin \tilde{\alpha}$ and $c_{h;H} \equiv \sin \tilde{\alpha}; -\cos \tilde{\alpha}$ where the mixing angle $\tilde{\alpha}$ is determined by the Higgs potential.

2 Production of $t\bar{c}$ Pairs Through Vector Boson Fusion

In Model III, $VV \rightarrow t\bar{c}$ ($V = W$ or Z) proceeds at tree-level via the s-channel neutral Higgs exchange of diagram b in Fig. 1. Neglecting the SM diagram,³

²Existing experimental information does not provide any useful constraints on λ_{tc} ; in particular, we may well have $\lambda_{tc} \sim \mathcal{O}(1)$.

³It is interesting to note that in the SM, the parton level reaction $W^+W^- \rightarrow t\bar{c}$ can proceed at tree-level, via diagram a in Fig. 1. However, numerically, $\hat{\sigma}_{\text{SM}}$ is found to be too small to be of experimental relevance as it suffers from a severe CKM suppression.

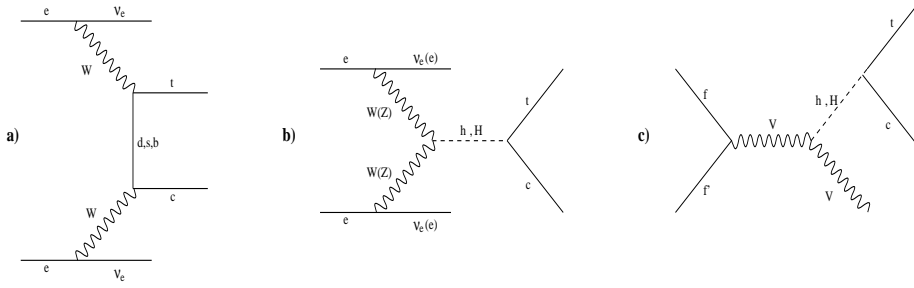


Figure 1: (a) The Standard Model diagram for $e^+e^- \rightarrow t\bar{c}\nu_e\bar{\nu}_e$; (b) Diagrams for $e^+e^- \rightarrow t\bar{c}\nu_e\bar{\nu}_e(e^+e^-)$ in Model III; (c) Diagram for $f\bar{f}' \rightarrow t\bar{c}V$ in Model III.

the parton-level cross-section $\hat{\sigma}_V \equiv \hat{\sigma}(V_{h_{V1}}^1 V_{h_{V2}}^2 \rightarrow t\bar{c})$ is given by:

$$\hat{\sigma}_V = \frac{(\sin 2\tilde{\alpha})^2 N_c \pi \alpha^2}{4\hat{s}\beta_V s_W^4} \left(\frac{m_V}{m_W}\right)^4 |\epsilon_{h_{V1}}^{V1} \cdot \epsilon_{h_{V2}}^{V2}|^2 |\Pi_h - \Pi_H|^2 \times \sqrt{\Delta_t \Delta_c a_+ a_-} (a_+ \lambda_R^2 + a_- \lambda_I^2), \quad (3)$$

where $a_{\pm} = 1 - (\sqrt{\Delta_t} \pm \sqrt{\Delta_c})^2$, $\beta_\ell \equiv \sqrt{1 - 4\Delta_\ell^2}$ and $\Delta_\ell \equiv m_\ell^2/\hat{s}$. Also:

$$\Pi_{\mathcal{H}} = \left(1 - \Delta_{\mathcal{H}} + i\sqrt{\Delta_{\mathcal{H}}\Delta_{\Gamma_{\mathcal{H}}}}\right)^{-1}, \quad \Delta_{\Gamma_{\mathcal{H}}} \equiv \Gamma_{\mathcal{H}}^2 \hat{s}^{-1}. \quad (4)$$

The corresponding full cross sections $\sigma^{\nu\nu tc}$ and σ^{eetc} can then be calculated by folding in the distribution functions $f_{h_V}^V$, for a vector boson V with helicity h_V .

Figure 2 shows the dependence of the scaled cross-section (SCS) $\sigma^{\nu\nu tc}/\lambda^2$ on the mass of the light Higgs m_h for four values of s and for $m_H = 1$ TeV, $\tilde{\alpha} = \pi/4$. The cross-section peaks at $m_h \simeq 250$ GeV and drops as the mass of the light Higgs approaches that of the heavy Higgs. Indeed as $m_h \rightarrow m_H$, $\sigma^{\nu\nu tc}/\lambda^2 \rightarrow 0$ as expected when $\tilde{\alpha} = \pi/4$ for which the couplings htc and Htc are identical. However, this ‘‘GIM like’’ cancelation does not operate when $\tilde{\alpha} \neq \pi/4$ for which $\sigma^{\nu\nu tc}/\lambda^2$ can stay at the fb level even for $m_h \rightarrow m_H$. [1] The ZZ fusion cross-section, σ^{eetc} , exhibits the same behavior though suppressed by about one order of magnitude.

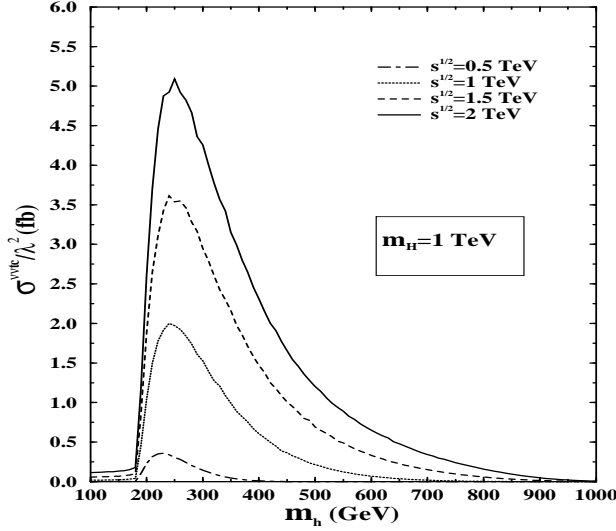


Figure 2: The cross-section $\sigma(e^+e^- \rightarrow t\bar{c}\nu_e\bar{\nu}_e + \bar{t}c\nu_e\bar{\nu}_e)$ in units of λ^2 as a function of m_h for center of mass energies of 0.5, 1, 1.5 and 2 TeV.

3 Production of $Zt\bar{c}$ via $e^+e^- \rightarrow Zt\bar{c}$

Within Model III, the reaction $f\bar{f}' \rightarrow Vt\bar{c}$ ($V = Z, W^+$ or W^- depending on the quantum numbers of $f\bar{f}'$) proceeds at tree-level via the Feynman diagram c in Fig. 1. Of course, disregarding the incoming $f\bar{f}'$ fermions, this reaction is directly related to the sub-process $VV \rightarrow \mathcal{H} \rightarrow t\bar{c}$. We can therefore express the cross-section $\sigma(f\bar{f}' \rightarrow Vt\bar{c})$ in terms of the hard cross-section $\hat{\sigma}_V$ given in Eq. 3:

$$\begin{aligned} \sigma(f\bar{f}' \rightarrow Vt\bar{c}) &= \frac{\alpha}{6\pi(\sin 2\theta_W)^2} \Delta_V \Pi_V^2 \left((a_L^{f(V)})^2 + (a_R^{f(V)})^2 \right) \times \\ &\int_1^{(\Delta_t^{-1/2} - \zeta_V)^2} dz \omega_1 \omega_2 \frac{\omega_1^2 + 12\Delta_V}{\omega_2^2 + 12\zeta_V^4} \sum_{h_{V1}, h_{V2}} \hat{\sigma}_V|_{\hat{s}=m_t^2 z} . \quad (5) \end{aligned}$$

Here $\Delta_\ell \equiv m_\ell^2/s$ (s being the center of mass (c.m.) energy of the colliding $f\bar{f}'$ fermions) and $\Pi_V = (1 - \Delta_V)^{-1}$. Also, $\zeta_\ell \equiv m_\ell/m_t$ and ω_1, ω_2 are function of z given by: $\omega_1 = \sqrt{(1 - (\sqrt{\Delta_V} + \sqrt{\Delta_t z})) (1 - (\sqrt{\Delta_V} - \sqrt{\Delta_t z}))}$, $\omega_2 = z\sqrt{1 - 4z^{-1}\zeta_V^2}$.

We wish to concentrate on the cross-section $\sigma^{Ztc} \equiv \sigma(e^+e^- \rightarrow Zt\bar{c} + Z\bar{t}c)$ for which $V = Z$, $f = e^-$, $\bar{f}' = e^+$ and $a_L^{e(Z)} = 1/2 - s_W^2$, $a_R^{e(Z)} = s_W^2$. In Fig. 3 we present the SCS σ^{Ztc}/λ^2 as a function of the light Higgs mass, m_h , for $\sqrt{s} = 0.5, 1, 1.5$ and 2 TeV where $m_H = 1$ TeV and $\tilde{\alpha} = \pi/4$. We see that

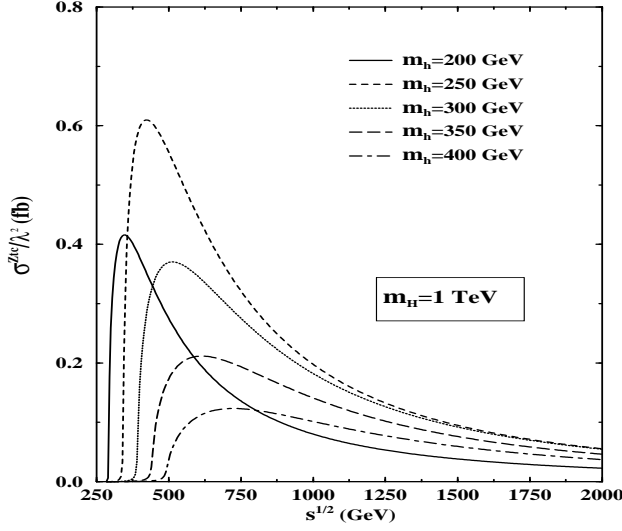


Figure 3: The cross-section $\sigma(e^+e^- \rightarrow t\bar{c}Z + \bar{t}cZ)$ in units of λ^2 as a function of m_h for center of mass energies of 0.5, 1.5 and 2 TeV.

there is a significant difference between $\sigma^{\nu\nu tc}$ (and/or σ^{eetc}) and σ^{Ztc} ; namely, while $\sigma^{\nu\nu tc}$ grows with the c.m. energy of the colliding electrons, σ^{Ztc} falls as \sqrt{s} grows. Therefore, a search for the Ztc signature will be most effective at lower energies.

4 The Rare Top Decays $t \rightarrow W^+W^-c$, $t \rightarrow ZZc$

Last we discuss the two rare decays $t \rightarrow W^+W^-c$ and $t \rightarrow ZZc$. The latter is, of course, possible only if $m_t > 2m_Z + m_c$. Within the SM these decay channels are vanishingly small. For the first one, the tree-level decay, $\text{Br}(t \rightarrow W^+W^-c) \approx 10^{-13} - 10^{-12}$ due to GIM suppression.[5] For the second decay the branching ratio is even smaller since it occurs only at one loop.

The situation is completely different in Model III where both decays occur at the tree-level through the FC Higgs exchange of Fig. 1b. These decays are related to the fusion reactions (WW , $ZZ \rightarrow \bar{t}c$) by crossing symmetry. Thus in terms of the hard cross-section given in Eq. 3:

$$\Gamma_V \equiv \Gamma(t \rightarrow VVc) = \frac{m_t^3}{32N_c\pi^2} \int_{4\zeta_V^2}^{(1-\zeta_c)^2} dz \, z(z - 4\zeta_V^2) \sum_{h_{V1}, h_{V2}} \hat{\sigma}_V|_{\hat{s}=m_t^2 z} \quad (6)$$

The scaled-branching-ratio (SBR) $\text{Br}(t \rightarrow W^+W^-c)/\lambda^2$ is given in Fig. 4; it is largest for $2m_W \lesssim m_h \lesssim m_t$ and drops rapidly in the regions $m_h < 2m_W$ or

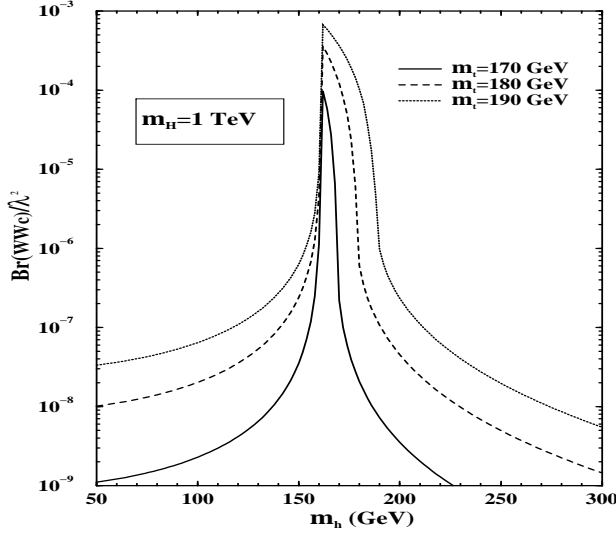


Figure 4: The scaled branching ratio, $Br(t \rightarrow W^+W^-c)/\lambda^2$ as a function of m_h for various values of m_t .

$m_h > 200$ GeV. For a wide range of m_h , the SBR is many orders of magnitude bigger than the SM. Indeed for optimal values of m_h , lying in the very narrow window, $2m_W \lesssim m_h \lesssim m_t$, the $SBR \sim 10^{-4}$. It is typically a few times 10^{-7} for $m_h \gtrsim m_t$ and can reach $\sim 10^{-6}$ in the $m_h \lesssim 2m_W$ region. Concerning $t \rightarrow ZZc$, the branching ratio is typically $\sim 10^{-5}$ for $(2m_Z + m_c) < m_t < 200$ GeV if again m_h lies in a very narrow window, $2m_Z < m_h < m_t$. Note that, in contrast to the SM, within Model III, $Br(h \rightarrow WW) \sim 1$ for $\tilde{\alpha} = \pi/4$; and, even for $m_h > 2m_t$, $Br(h \rightarrow WW) \sim 0.7 \gg Br(h \rightarrow t\bar{t})$.⁴ Both decays are thus very sensitive to m_t : for $170 \text{ GeV} < m_t < 200 \text{ GeV}$, a ~ 15 GeV shift in m_t can generate an order of magnitude change in the Br in the region $2m_V < m_h < m_t$.

5 Summary and Conclusions

To summarize, we have emphasized the importance of searching for the FC reactions, $e^+e^- \rightarrow t\bar{c}\nu_e\bar{\nu}_e$, $e^+e^- \rightarrow t\bar{c}e^+e^-$ and $e^+e^- \rightarrow t\bar{c}Z$, in a high energy e^+e^- collider. These reactions are sensitive indicators of physics beyond the SM with new FC couplings of the top quark. As an illustrative example

⁴Note that Hou's analytical results in Ref. 3 correspond to the choice $\tilde{\alpha} = 0$ in our notation. In this special case Higgs decays to WW , ZZ are suppressed at tree level even when $m_h > 2m_W$. In contrast, for illustrative purposes, we are using $\tilde{\alpha} = \pi/4$ in which case $h \rightarrow WW$ becomes the dominant decay.

we have considered the consequences of extending the scalar sector of the SM with a second scalar doublet such that new FC couplings occur at the tree-level. For the most promising ones, the $t\bar{c}\nu_e\bar{\nu}_e$ and $t\bar{c}e^+e^-$ final states, we found that within a large portion of the free parameter space of the FC 2HDM, these new FC couplings may give rise to appreciable production rates which can unambiguously indicate the existence of new physics. In particular, in a NLC running at energies of $\sqrt{s} \gtrsim 1$ TeV and an integrated luminosity of the order of $\mathcal{L} \gtrsim 10^2$ [fb] $^{-1}$, Model III (with $\lambda = 1$) predicts hundreds and up to thousands of $t\bar{c}\nu_e\bar{\nu}_e$ events and several tens to hundreds $t\bar{c}e^+e^-$ events.

References

- [1] S. Bar-Shalom, G. Eilam, A. Soni and J. Wudka, hep-ph-9703221, Report no.: UCRHEP-T185 (UC Riverside, 1997).
- [2] S. Glashow and S. Weinberg, *Phys. Rev. D* **15**, 1958 (1977); M. Luke and M.J. Savage, *Phys. Lett. B* **307**, 387 (1993); D. Atwood, L. Reina and A. Soni, hep-ph-9609279.
- [3] M.J. Savage, *Phys. Lett. B* **266**, 135 (1991); W.S. Hou, *Phys. Lett. B* **296**, 179 (1992); L.J. Hall and S. Weinberg, *Phys. Rev. D* **48**, R979 (1993); D. Atwood, L. Reina and A. Soni, *Phys. Rev. Lett.* **75**, 3800 (1995), *Phys. Rev. D* **53**, 1196 (1996); W.-S. Hou and G.-L. Lin, *Phys. Lett. B* **379**, 261 (1996).
- [4] T.P. Cheng and M. Sher, *Phys. Rev. D* **35**, 3484 (1987); M. Sher and Y. Yuan, *Phys. Rev. D* **44**, 1461 (1991).
- [5] E. Jenkins, hep-ph-9612211, Report-no.: UCSD/PTH 96-28 (UC San Diego, 1996); D. Atwood, Jefferson Laboratory and M. Sher, College of William and Mary, private communication (1997).