

RAL-97-017
DESY 97-063
CERN-TH/97-67
April 1997

Pair production of scalar leptoquarks at the Tevatron

M. KRÄMER^a, T. PLEHN^b, M. SPIRA^c, AND P.M. ZERWAS^b

^a*Rutherford Appleton Laboratory, Chilton, Didcot, OX11 0QX, UK*

^b*Deutsches Elektronen-Synchrotron DESY, D-22603 Hamburg, FRG*

^c*TH Division, CERN, CH-1211 Geneva 23, Switzerland*

Abstract

We present the cross section for pair production of scalar leptoquarks LQ in $p\bar{p}$ collisions, $p + \bar{p} \rightarrow LQ + \overline{LQ} + X$, at the Fermilab Tevatron in next-to-leading order QCD. Including the higher-order corrections stabilizes the theoretical prediction and increases the size of the cross section for renormalization/factorization scales close to the mass of the leptoquarks. This leads to an increase of the lower bound on the mass of scalar leptoquarks by up to 15 GeV with respect to earlier analyses.

1. Theoretical speculations have focussed on two different elements to explain the recently observed surplus of DIS e^+p events at HERA [1]: contact interactions at an effective scale $\Lambda_{eq} \gtrsim 1.5$ TeV, and narrow resonance formation at a mass scale $M \sim 200$ GeV. The resonance interpretation is based in particular on the H1 data which appear to cluster in a narrow range at invariant (eq) masses of about 200 GeV. Such resonances [2–7] can be identified with scalar squarks in supersymmetric theories with R -Parity breaking or with leptoquarks in general.

Leptoquarks encompass a large variety of particles which can be classified in multiplets according to spin, isospin and hypercharge [8]. The production of leptoquarks in positron collisions with sea quarks requires large Yukawa couplings, which can in general not be reconciled with bounds from rare decay processes, nor with the early e^-p scattering data from HERA. However, the Yukawa couplings in positron collisions with valence quarks, $\lambda \sim 1/30$, are so small that they are not in conflict with any such bounds. Moreover, they cannot be ruled out by present limits on $eeqq$ contact interactions from LEP [9] or from the Tevatron [10]. The most powerful competitor in this scenario is the pair production of leptoquarks [11] at the Tevatron¹

$$p + \bar{p} \rightarrow LQ + \overline{LQ} + X \quad (1)$$

Mass bounds on vector leptoquarks, which decay solely into charged leptons and quarks, appear significantly above 200 GeV in the analyses of Refs.[12,13]. Even if the unknown anomalous couplings of vector leptoquarks are chosen such as to minimize the cross section, the minimum mass is 210 GeV, see [3,6]. The present limits for scalar leptoquarks are near 200 GeV [12]. The experimental bounds will be refined further by the two Tevatron experiments in the near future. The limits for scalar leptoquarks are particularly important since they are essentially parameter-free. The cross sections for pair production of scalar leptoquarks involve only the strong coupling constant, and they do not depend on unknown Yukawa couplings.

Anticipating the refinement of the Tevatron limits on the masses of scalar leptoquarks, a solid theoretical prediction of the production cross section² is mandatory, the more the gap narrows between the Tevatron mass bounds and the HERA mass estimates. Based on previous experience from the production of squark pairs in hadron collisions [15], it is expected that higher-order QCD corrections increase the production cross section compared to the predictions at the Born level. Experimental mass bounds are therefore shifted upwards. Moreover, by reducing the dependence of the cross section on spurious

¹Another source of leptoquarks at the Tevatron is associated production $p\bar{p} \rightarrow LQ + \bar{l} + X$ [11]. The cross section for this process depends on the leptoquark Yukawa coupling; it is significantly smaller than for leptoquark pair production [3].

²Soft gluon corrections to the production of leptoquark pairs have been discussed in Ref.[14] [based, though, on erroneous Born calculations].

parameters, *i.e.* the renormalization and factorization scales, the cross sections in next-to-leading order QCD are under much better theoretical control than the leading-order estimates. The next-to-leading order analysis will be presented in this letter.

2. The basic processes for the production of leptoquark pairs at the Tevatron are quark-antiquark annihilation and gluon-gluon fusion:

$$\begin{aligned} q + \bar{q} &\rightarrow LQ + \overline{LQ} \\ g + g &\rightarrow LQ + \overline{LQ} \end{aligned} \quad (2)$$

Any non-pointlike structures of leptoquarks which may occur in compositeness scenarios, are expected at scales only above ~ 1 TeV; in other scenarios leptoquarks are generically pointlike particles. The gluon-leptoquark interactions are therefore determined by the non-abelian $SU(3)_C$ gauge symmetry of scalar QCD so that the theoretical predictions for the pair production of scalar leptoquarks are parameter-free.

The diagrams corresponding to the processes (2), are shown in Fig.1a; the only new element of scalar QCD is the quartic coupling between gluons and leptoquarks which follows from the $SU(3)_C$ gauge invariance of the interaction. The cross sections of the parton processes (2) may be written as [16]

$$\begin{aligned} \hat{\sigma}_{\text{LO}}[q\bar{q} \rightarrow LQ + \overline{LQ}] &= \frac{\alpha_s^2 \pi}{\hat{s}} \frac{2}{27} \beta^3 \\ \hat{\sigma}_{\text{LO}}[gg \rightarrow LQ + \overline{LQ}] &= \frac{\alpha_s^2 \pi}{96\hat{s}} \left[\beta (41 - 31\beta^2) + (18\beta^2 - \beta^4 - 17) \log \frac{1+\beta}{1-\beta} \right] \end{aligned} \quad (3)$$

where $\sqrt{\hat{s}}$ is the invariant energy of the subprocess and $\beta = \sqrt{1 - 4M_{LQ}^2/\hat{s}}$. The cross sections coincide with the cross sections for squark-pair production in the limit of large gluino masses [15,17]. The quark-antiquark annihilation is the driving mechanism at the Tevatron for large leptoquark masses.

The QCD radiative corrections to the order α_s include virtual corrections, the bremsstrahlung of gluons and contributions from gluon-quark collisions. The virtual corrections can be classified in self-energy diagrams and vertex corrections for quarks, gluons and leptoquarks according to the rules of standard and scalar QCD, and initial/final state interactions. In addition to gluon radiation off all colored lines, gluons can also be emitted from scalar vertices. Finally, the inelastic Compton process, diagram (1b), must be added in order α_s^3 of the cross section. The amplitudes have been evaluated in the Feynman gauge. After the singularities are isolated by means of dimensional regularization, the renormalization has been carried out in the $\overline{\text{MS}}$ scheme. The masses of the light quarks (u,d,s,c,b) have been neglected while the mass parameter of the leptoquark has been defined on-shell. We have chosen a renormalization and factorization scheme in which the

massive particles (top quark, leptoquark) are decoupled smoothly for momenta smaller than their mass [18]. This implies that the heavy particles do not contribute to the evolution of the QCD coupling and the parton densities. The computation of the cross section for gluon emission has been performed by adopting the phase space slicing method (see e.g. [19]): a cut-off Δ has been introduced for the invariant mass of the leptoquark-gluon system in the final state, which separates soft from hard gluon radiation. If both contributions are added up, any Δ dependence disappears from the total cross section for $\Delta \rightarrow 0$. The infrared singularities cancel when the emission of soft gluons is added to the virtual corrections. The remaining collinear initial-state singularities are absorbed into the renormalization of the parton densities [20], defined in the $\overline{\text{MS}}$ factorization scheme.

The perturbative expansion of the total parton cross section can be expressed in terms of scaling functions,

$$\hat{\sigma}_{ij}(s, M_{LQ}^2) = \frac{\alpha_s^2(\mu^2)}{M_{LQ}^2} \left[f_{ij}^{(0)}(\eta) + 4\pi\alpha_s(\mu^2) \left\{ f_{ij}^{(1)}(\eta, r_t) + \bar{f}_{ij}^{(1)}(\eta) \ln \left(\frac{\mu^2}{M_{LQ}^2} \right) \right\} \right] \quad (4)$$

with $i, j = g, q, \bar{q}$ denoting the initial-state partons. For simplicity, we have identified the renormalization scale with the factorization scale $\mu_R = \mu_F = \mu$. The scaling functions depend on the invariant parton energy $\sqrt{\hat{s}}$ through $\eta = \hat{s}/4M_{LQ}^2 - 1$ and, very mildly, on the ratio of the particle masses $r_t = m_{\text{top}}/M_{LQ}$. The scaling functions $f_{ij}^{(0,1)}$ and $\bar{f}_{ij}^{(1)}$ are displayed in Fig.2 for the quark-antiquark, gluon-gluon and gluon-quark channels, respectively. The scaling functions $f_{ij}^{(1)}$ are decomposed into a "virtual + soft" (V+S) part, and a "hard" (H) gluon-radiation part; the $\ln^j \Delta$ ($j = 1, 2$) singularities of the (V+S) cross section are mapped into (H), cancelling the logarithms so that these functions are independent of Δ in the limit $\Delta \rightarrow 0$.

From Fig.2(a) we can infer that the next-to-leading order corrections to the gluon-gluon channel are very important near the threshold $\sqrt{\hat{s}} \gtrsim 2M_{LQ}$. The large size of the corrections close to the threshold is partly due to gluon radiation off the initial-state partons, which generates contributions of the type $\beta \ln^j \beta$ ($j = 1, 2$); the $\ln^2 \beta$ terms are universal and can be exponentiated [21]. At the threshold, $\sqrt{\hat{s}} \rightarrow 2M_{LQ}$, the next-to-leading order cross section for the gg initial states is non-zero: The Sommerfeld rescattering contribution, due to the exchange of Coulomb gluons between the leptoquark pair in the final state, gives rise to a $1/\beta$ singularity which compensates the phase space factor β . At large parton energies, the hard coefficients $f_{gg}^{(1,H)}$ and $f_{gq}^{(1)}$ approach plateaus, that are built up by the flavor-excitation and gluon-splitting mechanisms. The exchange of gluons in the t - and u - channels leads to an asymptotically constant cross section, which is to be contrasted with the scaling behavior $\sim 1/\hat{s}$ of the leading-order process.

The $p\bar{p}$ cross section is found by folding the parton cross sections with the gluon and

light-quark luminosities in $p\bar{p}$ collisions:

$$\sigma[p\bar{p} \rightarrow LQ + \overline{LQ} + X] = \sum_{i,j=g,q(\bar{q})} \int d\tau \frac{d\mathcal{L}^{ij}}{d\tau} \hat{\sigma}_{ij}(\hat{s} = \tau s) \quad (5)$$

Due to the dominating $q\bar{q}$ luminosity for large parton momenta, the total cross section is built up primarily by quark-antiquark initial states for leptoquark masses $M_{LQ} \gtrsim 100$ GeV. For the numerical analysis we adopt the CTEQ4M parametrization of the parton densities [22]. The QCD coupling is evaluated in the $\overline{\text{MS}}$ scheme for $n_{\text{lf}} = 5$ active flavors and $\Lambda^{(5)} = 202$ MeV, and the top quark mass is set to $m_{\text{top}} = 175$ GeV [23].

The scale dependence of the theoretical prediction is reduced significantly when higher order QCD corrections are included. This is demonstrated in Fig.3 where we compare the renormalization/factorization scale dependence at the leading and next-to-leading order of the total cross section. For a consistent comparison of the LO and NLO results, we have calculated all quantities [*i.e.* $\alpha_s(\mu^2)$, the parton densities, and the partonic cross sections] in leading and next-to-leading order, respectively. The scale dependence of the leading-order cross section is steep and monotonic: Changing the scale from $\mu = 2M_{LQ}$ to $\mu = M_{LQ}/2$, the LO cross section increases by 100%. At next-to-leading order the scale dependence is strongly reduced, to about 30% in this interval. The NLO cross section runs through a broad maximum near $\mu \sim M_{LQ}/2$, which supports the stable behavior in μ .

3. The QCD radiative corrections enhance the cross section for the production of leptoquarks above the central value $\mu \sim M_{LQ}$. If, as often done, a LO cross section is calculated in a hybrid form, *i.e.* using parton cross sections in Born approximation but NLO parton densities and α_s in two-loop order, the enhancement is close to 40%. If, moreover, the so-defined LO cross section is evaluated at large scales $\mu \sim \sqrt{\hat{s}}$, the enhancement in next-to-leading order is as big as $\sim 70\%$, nearly independent of the leptoquark mass. The convergence of the perturbative approach should however be judged by examining a properly defined K -factor, $K = \sigma_{\text{NLO}}/\sigma_{\text{LO}}$, with all quantities in the numerator and denominator calculated consistently in NLO and LO, respectively. In the interesting mass range between $150 \leq M_{LQ} \leq 250$ GeV, these K -factors vary only between 1.20 and 1.08, as shown in Table 1. They are small enough to assure a reliable perturbative expansion.³

³The results nearly coincide with the cross sections for the production of squark-antisquark pairs in the limit of large gluino mass. Supersymmetry predicts quartic self-interactions to order α_s^2 between the squarks. No such self-couplings have been considered hitherto for leptoquarks in general. These couplings affect the cross sections only through rescattering corrections involving heavy leptoquark loops so that their impact on the cross section is small. We have checked that the results after removing these diagrams are identical for large gluino masses.

The impact of the next-to-leading order QCD corrections on the present experimental lower mass limits for scalar leptoquarks is illustrated in Fig.4. We compare the NLO result based on the default settings (CTEQ4M parton densities and $\mu = M_{LQ}$) with the LO cross section adopted in earlier analyses (CTEQ3M parton densities [24] and two-loop α_s , evaluated at μ equal to the partonic centre-of-mass energy $\sqrt{\hat{s}}$).⁴ Taken at face value, the next-to-leading order corrections increase the mass limit for a first-generation scalar leptoquark by about 15 GeV. [The shift is much smaller if the LO cross sections are evaluated for LO parton densities and α_s at the renormalization/factorization scale $\mu = M_{LQ}$, as demonstrated by the broken line in Fig.4.] The shaded band reflects the remaining theoretical uncertainty at NLO due to the choice of the renormalization/factorization scale when μ is varied in the range $M_{LQ}/2 \leq \mu \leq 2M_{LQ}$. Since the cross section in the interesting mass region $M_{LQ} \gtrsim 150$ GeV is built up mainly by the quark-antiquark channels, thus based on well-measured parton densities, the variation between different parton parametrizations (CTEQ4M [22], GRV [26] and MRS(R2) [27]) is less than 5 %.

Evaluated on the basis of the NLO cross sections presented in this letter, the data from the Fermilab Tevatron, which were presented in Refs.[12], lead to parameter-free lower limits of about $M_{LQ} > 190$ GeV and 210 GeV for scalar leptoquarks decaying to charged leptons in the present D0 and CDF analyses.

Acknowledgements:

We have benefitted from discussions and communications with S. Hagopian, S. Lammel, and G. Landsberg. Special thanks go to J. Blümlein, H. Dreiner, M. Mangano, and H. Weerts for the careful reading and valuable comments on the manuscript.

References

- [1] C. Adloff *et al.*, H1 Collaboration, Report No. DESY 97-024, and Z. Phys. C in press; J. Breitweg *et al.*, Zeus Collaboration, Report No. DESY 97-025, and Z. Phys. C in press.
- [2] G. Altarelli, J. Ellis, G.F. Guidice, S. Lola, and M.L. Mangano, Report No. CERN-TH/97-40 (hep-ph/9703276); J. Kalinowski, R. Rückl, H. Spiesberger, and P.M. Zerwas, Report No. DESY 97-038 (hep-ph/9703288), Z. Phys. C in press; J.L. Hewett and T.G. Rizzo, Report No. SLAC-PUB-7430 (hep-ph/9703337).
- [3] J. Blümlein, Report No. DESY 97-032 (hep-ph/9703287), Z. Phys. C in press.

⁴It is not legitimate to use $\mu = \sqrt{\hat{s}}$ beyond LO since this choice of scale results in an error of order α_s no matter how accurately the hard scattering cross section is calculated [25]. By contrast, the choice $\mu = M_{LQ}$ is legitimate and, moreover, provides a reasonable starting point for the perturbative expansion, leading to well-controlled higher-order corrections as evident from Fig.3.

- [4] D. Choudhury and S. Raychaudhuri, Report No. CERN-TH/97-026 (hep-ph/9702392); H. Dreiner and P. Morawitz, Report RAL (hep-ph/9703279); T. Kon and T. Kobayashi, Report No. ITP-SU-97/02 (hep-ph/9704221); R. Barbieri, A. Strumia, and Z. Berezhiani, Report No. IFUP-YH 13/97 (hep-ph/9704275).
- [5] K.S. Babu, C. Kolda, J. March-Russell, and F. Wilczek, Report No. IASSNS-HEP-97-04 (hep-ph/9703299).
- [6] I. Montvay, Report No. DESY 97-058 (hep-ph/9704280).
- [7] Z. Kunszt and W.J. Stirling, Report No. DTP/97/16 (hep-ph/9703427); T. Plehn, H. Spiesberger, M. Spira, and P.M. Zerwas, Report No. DESY 97-043 (hep-ph/9703433), Z. Phys. C in press; C. Friberg, E. Norrbin, and T. Sjöstrand, Report No. LU-TP-97-04 (hep-ph/9704214).
- [8] W. Buchmüller, R. Rückl, and D. Wyler, Phys. Lett. **B191** (1987) 442.
- [9] See Opal Physics Note PN 280, Opal collaboration at LEP, unpublished.
- [10] A. Bodek, CDF Collaboration, talk at the ICHEP Conference, Warshaw 1996, Report No. CDF-3870.
- [11] J.L. Hewett and S. Pakvasa, Phys. Rev. **D37** (1988) 3165; O.J.P. Eboli and A.V. Olinto, Phys. Rev. **D38** (1988) 173; A. Dobado, M.J. Herrero, and C. Munoz, Phys. Lett. **B207** (1988) 97; V. Barger, K. Hagiwara, T. Han, and D. Zeppenfeld, Phys. Lett. **B220** (1989) 464; M. de Montigny and L. Marleau, Phys. Rev. **D40** (1989) 2869.
- [12] J. Wightman *et al.*, D0 Collaboration, Proceedings, Les Rencontres de la Vallee d'Aoste, 1997; J. Hobbs *et al.*, D0 Collaboration, Proceedings, XXXII Rencontres de Moriond, 1997; H. Montgomery, talk at the 5th International Workshop on Deep Inelastic Scattering and QCD; Report of the CDF Collaboration, in preparation.
- [13] For earlier experimental results see: F. Abe *et al.*, CDF Collaboration, Phys. Rev. **D48** (1993) R3939, Phys. Rev. Lett. **75** (1995) 1012; S. Abachi *et al.*, D0 Collaboration, Phys. Rev. Lett. **72** (1994) 965, Phys. Rev. Lett. **75** (1995) 3618.
- [14] M. de Montigny and L. Marleau, Phys. Rev. **D41** (1990) 3523.
- [15] W. Beenakker, R. Höpker, M. Spira, and P.M. Zerwas, Phys. Rev. Lett. **74** (1995) 2905, and Report No. DESY-96-150 (hep-ph/9610490), Nucl. Phys. B in print.
- [16] J.A. Grifols and A. Méndez, Phys. Rev. **D26** (1982) 324; I. Antoniadis, L. Baulieu, and F. Delduc, Z. Phys. **C23** (1984) 119; E. Eichten, I. Hinchliffe, K.D. Kane, and C. Quigg, Rev. Mod. Phys. **C56** (1984) 579; G. Altarelli and R. Rückl, Phys. Lett. **B144** (1984) 126; S. Dawson, E. Eichten, and C. Quigg, Phys. Rev. **D31** (1985) 1581; J. Bümlein, E. Boos, and A. Kryukov, Report No. DESY 96-174 (hep-ph/9610408), Z. Phys. C in press.

- [17] G.L. Kane and J.P. Leveille, Phys. Lett. **B112** (1982) 227; P.R. Harrison and C.H. Llewellyn-Smith, Nucl. Phys. **B213** (1983) 223 [Err. Nucl. Phys. **B223** (1983) 542]; E. Reya and D.P. Roy, Phys. Rev. **D32** (1985) 645; S. Dawson, E. Eichten, and C. Quigg, in Ref.[16]; H. Baer and X. Tata, Phys. Lett. **B160** (1985) 159.
- [18] J. Collins, F. Wilczek, and A. Zee, Phys. Rev. **D18** (1978) 242; W.J. Marciano, Phys. Rev. **D29** (1984) 580; P. Nason, S. Dawson, and R.K. Ellis, Nucl. Phys. **B303** (1988) 607.
- [19] W. Beenakker, H. Kuijf, W.L. van Neerven, and J. Smith, Phys. Rev. **D40** (1989) 54.
- [20] G. Altarelli, R.K. Ellis, and G. Martinelli, Nucl. Phys. **B157** (1979) 461; W. Furmanski and R. Petronzio, Z. Phys. **C11** (1982) 293.
- [21] G.S. Sterman, Nucl. Phys. **B281** (1987) 310; S. Catani and L. Trentadue, Nucl. Phys. **B327** (1989) 323 and *ibid.* **B353** (1991) 183.
- [22] H.L. Lai, *et al.*, Phys. Rev. **D55** (1997) 1280.
- [23] F. Abe *et al.*, CDF Collaboration, Phys. Rev. Lett. **74** (1995) 2626; S. Abachi *et al.*, D0 Collaboration, Phys. Rev. Lett. **74** (1995) 2632.
- [24] H.L. Lai, *et al.*, Phys. Rev. **D51** (1995) 4763.
- [25] J. Collins, D.E. Soper, and G. Sterman, in Perturbative Quantum Chromodynamics (ed. A.H. Mueller), World Scientific, Singapore (1989).
- [26] M. Glück, E. Reya, and A. Vogt, Z. Phys. **C67** (1995) 433.
- [27] A.D. Martin, R.G. Roberts, and W.J. Stirling, Phys. Lett. **B387** (1996) 419.

M_{LQ} [GeV]		$\sigma_{q\bar{q}}$	σ_{gg}	$\tilde{\sigma}_{gq}$	σ_{tot} [pb]	K
150	LO	0.741	0.244		0.985	1.20
	NLO	0.722	0.490	-0.028	1.184	
175	LO	0.318	0.071		0.389	1.15
	NLO	0.311	0.146	-0.010	0.447	
200	LO	0.142	0.022		0.164	1.12
	NLO	0.141	0.047	-0.004	0.184	
250	LO	0.030	0.003		0.033	1.08
	NLO	0.030	0.006	-0.001	0.035	

Table 1: *LO and NLO results for the total cross section $p + \bar{p} \rightarrow LQ + \overline{LQ} + X$ at the Tevatron energy $\sqrt{s} = 1.8$ TeV for various values of the leptoquark mass M_{LQ} . All quantities [$\alpha_s(Q^2)$, the parton densities, and the partonic cross sections] have been calculated consistently in leading and next-to-leading order, respectively. Also shown is the K factor defined as $K = \sigma_{\text{NLO}}/\sigma_{\text{LO}}$. The CTEQ4M(L) parton densities with the associated values of α_s and the central scale $\mu = M_{LQ}$ have been adopted. [The negative sign of $\tilde{\sigma}_{gq}$ is a mere artifact of subtracting collinear initial-state singularities via mass factorization.]*

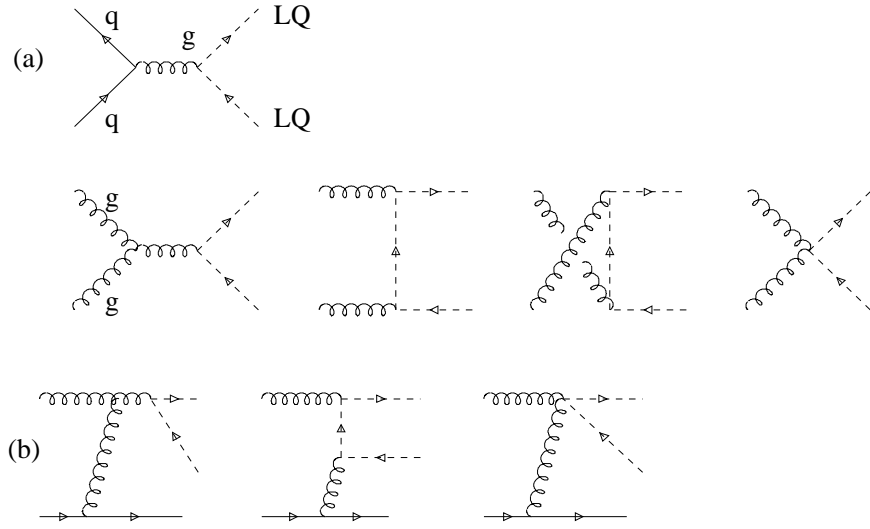


Figure 1: *Generic diagrams for pair production of scalar leptoquarks in hadron collisions: (a) $q\bar{q}$ annihilation and gg fusion; (b) the gluon-quark subprocess.*

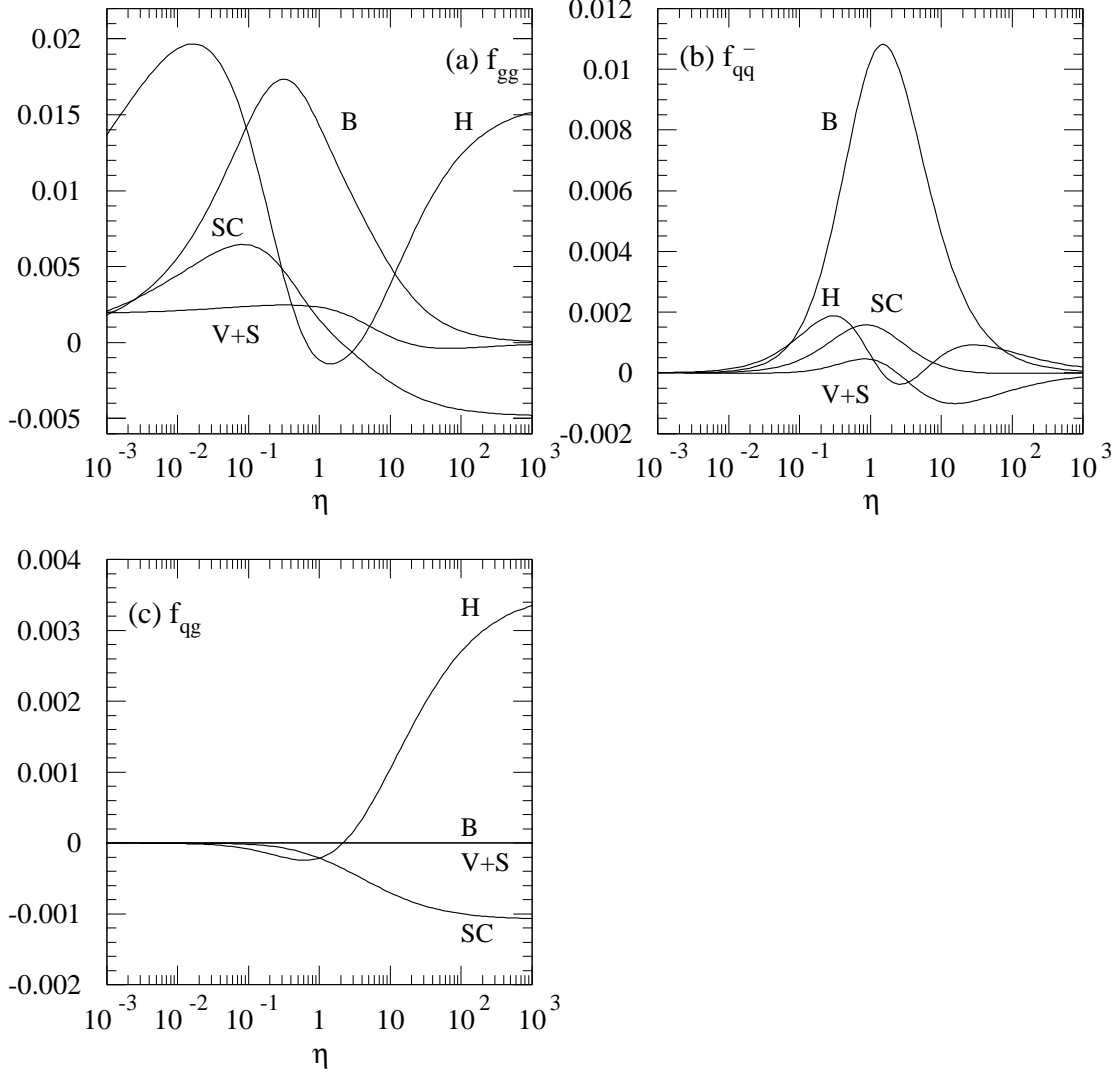


Figure 2: The scaling functions for scalar leptoquark pair production in gg (a), $q\bar{q}$ (b), and gq (c) collisions versus $\eta = \hat{s}/4M_{LQ}^2 - 1$. The notation follows Eq.(4); B denotes the lowest-order scaling function, $V+S$ the sum of virtual and soft corrections, H the contribution of hard gluon emission, SC the scale-dependent scaling function.

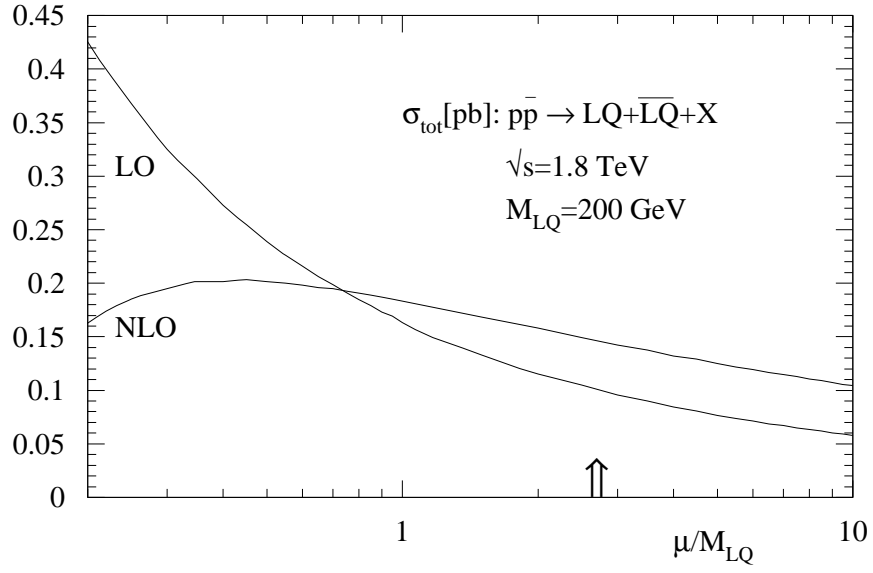


Figure 3: *Renormalization/factorization scale dependence of the total cross section $p+\bar{p} \rightarrow LQ + \overline{LQ} + X$ at the Tevatron energy $\sqrt{s} = 1.8$ TeV. Parameters as described in the text. The arrow indicates the value of the average invariant energy $\langle \hat{s} \rangle^{1/2}$ in the hard subprocess.*

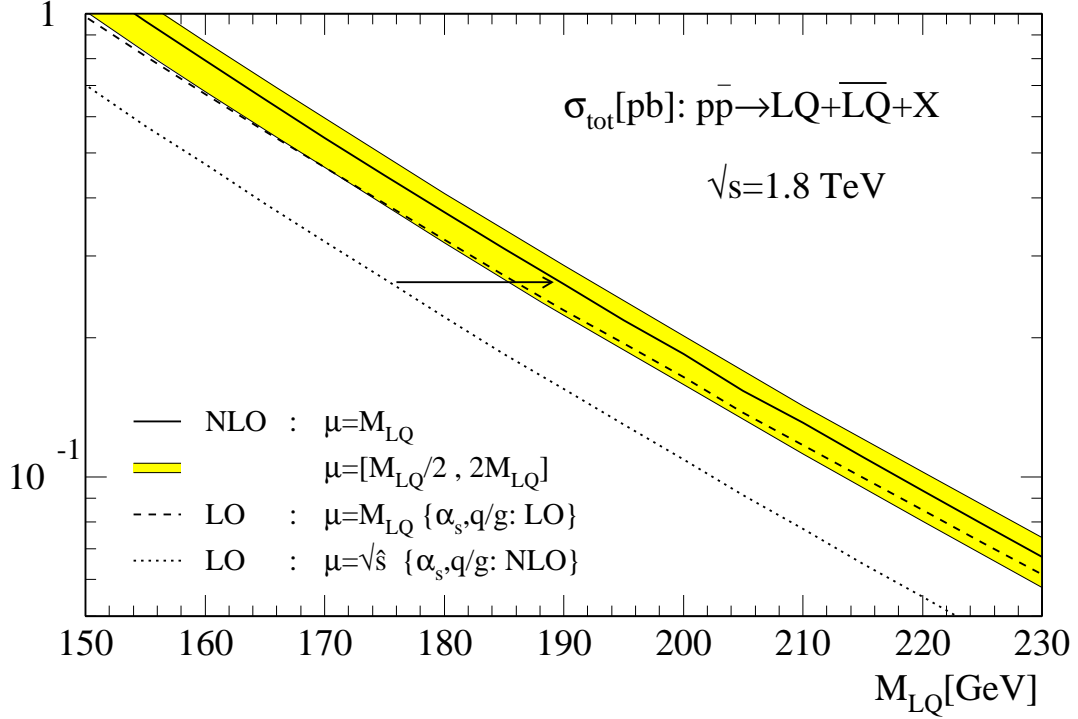


Figure 4: The total cross section for the production of leptoquark pairs, $p + \bar{p} \rightarrow LQ + \bar{L}\bar{Q} + X$, at the Tevatron energy $\sqrt{s} = 1.8 \text{ TeV}$ as a function of the leptoquark mass M_{LQ} . The next-to-leading order result (NLO) is compared with various options of parameters in, partially hybrid, LO calculations. The variation of the NLO cross section with the value of the renormalization/factorization scale is indicated by the shaded band. The increase of the lower bound on the leptoquark mass, compared to the earlier analyses, is demonstrated by the horizontal arrow.