

Exact formulae for Higgs production through $e\gamma \rightarrow eH$ in the non-linear R_ξ -gauge

U. Cotti^{1*}, J.L. Diaz-Cruz^{1†} and J.J. Toscano^{2‡}

¹*Instituto de Física, BUAP A.P. J-48, 72570 Puebla, Pue. México*

²*Colegio de Física, FCFM-BUAP, 72570 Puebla, Pue. México*

(April 11, 1997)

We study the production of the SM Higgs boson (H^0) at future $e\gamma$ colliders, through the reaction $e\gamma \rightarrow eH^0$. The amplitude is evaluated using the non-linear R_ξ -gauge, which greatly simplifies the calculation. Complete analytical expressions for the amplitudes are presented, which include the contributions from 1-loop triangles $\gamma\gamma^*H^0$ and γZ^*H^0 as well as the W- and Z-boxes with their related eeH^0 triangle graphs. The resulting cross section for this mechanism indicates that it could be used to detect the Higgs signal and to test its properties.

I. INTRODUCTION

The search for the standard Model (SM) Higgs boson at future colliders, has become the focus of extensive studies, mainly because of its importance as a test of the mechanism of electroweak symmetry breaking [1]. At the *next e^+e^- linear collider* (NLC), it will be possible to study some features of the SM Higgs boson (H^0), through the production reactions $e^+e^- \rightarrow HZ$, and $e^+e^- \rightarrow H\gamma$ [2–4]. However, given the prospect for studying $e\gamma$ collisions at the NLC through its operation in the photon mode [5], it is convenient to have a production mechanism that can be used to study the detection of the Higgs boson in this mode. Besides the interest to detect a Higgs boson in any machine, it is important to study carefully the possibility to test its couplings to all the SM particles, since this will help to determine whether it corresponds to the SM or to some of its extensions.

The production of H^0 in $e\gamma$ has already been evaluated using the Williams-Weizsacker approximation, namely through the $\gamma\gamma \rightarrow H$ mechanism with on-shell photons [6–9], with the conclusion that this reaction will dominate over the mode $e^+e^- \rightarrow H\gamma$, and it can be useful to study the vertex $H\gamma\gamma$. However, in order to improve the precision of the calculation, and the confidence on the result, it is necessary to consider the full two-body reaction $e\gamma \rightarrow eH^0$, which includes the contributions from 1-loop vertices $\gamma\gamma^*H^0$, γZ^*H^0 , and the W- and Z-boxes. The reaction $e\gamma \rightarrow eH^0$ can be used also to study the vertex $H\gamma Z$, provided that it could be possible to separate its effects from the other contributions.

In this paper, we calculate the cross-section for the reaction $e\gamma \rightarrow He$, using a nonlinear R_ξ -gauge [10–13]. We present complete analytical expressions for the amplitudes, and show the power of the non-linear gauge in verifying the gauge invariance of the result. In this gauge some 3-point vertices WVG , as well as some 4-point vertices $WVGH$, are absent; V represents the neutral gauge bosons Z, A and G^\pm denotes the charged Goldstone boson. Thus, the number of diagrams is reduced considerably.

In order to derive the Feynman rules arising from the nonlinear R_ξ gauge, one needs to specify the gauge fixing term, which has the form [3]

$$\mathcal{L}_{GF} = -\frac{1}{2\xi_Y} (f^Y)^2 - \frac{1}{2\xi_i} (f^i)^2, \quad (1)$$

where the $SU(2)_L$ and $U(1)_Y$ f -functions are given by:

$$f^i = [\delta^{ij}\partial_\mu - g'B_\mu\epsilon^{ij3}]W^{j\mu} + ig\xi_i \left[\phi'^\dagger \frac{\tau^i}{2} \langle \phi \rangle_0 - \langle \phi \rangle_0^\dagger \frac{\tau^i}{2} \phi' + i\epsilon^{ij3} \phi'^\dagger \frac{\tau^j}{2} \phi' \right], \quad (2)$$

$$f^Y = \partial_\mu B^\mu + ig'\xi_Y \left[\phi'^\dagger \frac{1}{2} \langle \phi \rangle_0 - \langle \phi \rangle_0^\dagger \frac{1}{2} \phi' \right], \quad (3)$$

*e-mail: ucotti@sirio.ifuap.buap.mx

†e-mail: ldiaz@sirio.ifuap.buap.mx

‡e-mail: jtoscana@fcfm.buap.mx

respectively, with $\langle\phi\rangle_0^\dagger = \frac{1}{\sqrt{2}}(0, v)$ denoting the v.e.v. of the neutral component of the Higgs doublet and $\phi' = \phi - \langle\phi\rangle_0$. Using now the definitions: $f^\pm = \frac{f^1 \mp if^2}{\sqrt{2}}$, $f^Z = c_W f^3 - s_W f^Y$, $f^A = c_W f^3 + s_W f^Y$, $c_W = \cos\theta_W$, $s_W = \sin\theta_W$, one obtains:

$$f^+ = (\partial_\mu - ig' B_\mu) W^{+\mu} + ig(\xi_1 - \xi_2) G_W^- \frac{(v + H^0 + iG_Z)}{4} - ig(\xi_1 + \xi_2) G_W^+ \frac{(v + H^0 - iG_Z)}{4}, \quad (4a)$$

$$f^Z = \partial_\mu Z^\mu - (c_W^2 \xi_3 + s_W^2 \xi_Y) M_Z G_Z, \quad (4b)$$

$$f^A = \partial_\mu A^\mu - \frac{s_W}{c_W} (\xi_3 - \xi_Y) M_Z G_Z. \quad (4c)$$

The gauge parameters ξ_Y, ξ_i are all chosen to be unity, which defines the non-linear 't Hooft-Feynman gauge. After substituting these expressions in the gauge-fixing lagrangian, and including them in the full gauge and Higgs lagrangian, one derives the non-linear vertices for the scalar and gauge-sector, which are summarized in ref. [3].

The diagrams encountered in the calculation of the $e^- \gamma \rightarrow e^- H^0$ include: i) graphs with the triangle AA^*H and AZ^*H loop (Fig. 1a), ii) graphs with W - and Z -mediated box diagrams and the related triangles with external fermion legs (Figs. 1b, 1c, 1d), and ii) those with Z - A and Z - H self energies (Figs. 1e, 1f). It results that these sets are *separately* gauge invariant.

The diagrams of Figs. 1a involves a virtual gauge bosons (Z^0 or γ) in the t-channel. The relevant contributions to these triangle graphs include the heaviest fermions (the top and bottom quarks), W^\pm - G^\pm bosons and ghosts, however the amplitudes for each subset are also separately gauge invariant, thus the total amplitude is also gauge invariant. The remaining diagrams (Figs. 1b, 1c, 1d) have no gauge boson poles. They consist of box diagrams, with the Higgs boson emerging from one of the box vertices, together with associated triangle diagrams eeH^0 . There are two such combinations of boxes and triangles: one with Z 's in the loops and one with W 's in the loops. The amplitude for the graphs of Fig. 1-e, which consist of tadpole and bubble diagrams, with fermions, W^\pm - G^\pm bosons and ghosts in the loops, combine to give vanishing results, which is a consequence of using the non-linear gauge. On the other hand, the amplitude for the graphs of Fig. 1-f vanish in the approximation $m_e = 0$.

We have evaluated the amplitudes using dimensional regularization, with the help of the programs FeynCalc [14] and the numerical package FF [15,16]. Our result for the total amplitude is written as follows:

$$\mathcal{M} = \mathcal{M}_\gamma + \mathcal{M}_Z + \mathcal{M}_Z^{\text{box}} + \mathcal{M}_W^{\text{box}}. \quad (5)$$

The contribution to the matrix element from the A - and Z -triangles is given by:

$$\mathcal{M}_{\gamma,Z} = \frac{i\alpha^2 M_W}{4s_W^3 c_W^4} \bar{u}(p_2) (a_{\gamma,Z} - b_{\gamma,Z} \gamma_5) \gamma^\nu u(p_1) \epsilon^\mu(k_1, \lambda_1) F_{\gamma,Z}(k_1 \cdot k_2 g_{\mu\nu} - k_{1\nu} k_{2\mu}), \quad (6)$$

where

$$F_\gamma = \frac{4s_W^2 c_W^4}{M_W^2 t} \left\{ 2N_C Q_f^2 H_f + \frac{\lambda_W}{\lambda_W - \tau_W} \left\{ -\frac{1}{2} \frac{\tau_W}{\tau_W - \lambda_W} (2 + 7\tau_W) [B_0(M_H^2, M_W^2, M_W^2) - B_0(t, M_W^2, M_W^2)] \right. \right. \\ \left. \left. + 2 + 3\tau_W + \left(2 + 3\tau_W + 8 \frac{\tau_W - \lambda_W}{\lambda_W} \right) 2M_W^2 C_0(t, M_H^2, M_f^2) \right\} \right\}, \quad (7)$$

$$F_Z = \frac{c_W^4}{M_W^2(t - M_Z^2)} \left\{ -\frac{C_V^f N_C Q_f H_f}{c_W^2} + 4(3 - t_W^2) M_W^2 C_0(t, M_H^2, M_W^2) \right. \\ \left. + \frac{\tau_W \lambda_W}{2(\tau_W - \lambda_W)} \left[5 + \frac{2}{\tau_W} - \left(1 + \frac{2}{\tau_W} \right) t_W^2 \right] \left\{ 1 - \frac{\tau_W}{2} [B_0(M_H^2, M_W^2, M_W^2) - B_0(t, M_W^2, M_W^2)] \right. \right. \\ \left. \left. + 2M_W^2 C_0(t, M_H^2, M_W^2) \right\} \right\}. \quad (8)$$

The function H_f represents the fermionic contribution to the loops and is given by:

$$H_f = \frac{\tau_f \lambda_f}{\tau_f - \lambda_f} - \frac{\lambda_f \tau_f^2}{(\tau_f - \lambda_f)^2} [B_0(M_H^2, M_f^2, M_f^2) - B_0(t, M_f^2, M_f^2)] + 2 \left(1 + \frac{\tau_f \lambda_f}{\tau_f - \lambda_f} \right) M_f^2 C_0(t, M_H^2, M_f^2), \quad (9)$$

with

$$\begin{aligned} a_\gamma &= 1, \quad b_\gamma = 0, \quad a_Z = 1 - 4s_W^2, \quad b_Z = 1, \\ \tau_x &= \frac{4M_x^2}{M_H^2}, \quad \lambda_x = \frac{4M_x^2}{t}, \quad t_x = \frac{s_x}{c_x}. \end{aligned} \quad (10)$$

Although one can write analytical expressions for the previous B_0 and C_0 scalar functions, they are also evaluated with the help of the FF package. The full dependence of the above C_0 's is the following:

$$C_0(t, M_H^2, M_t^2) = C_0(0, t, M_H^2, M_t^2, M_t^2, M_t^2), \quad (11a)$$

$$C_0(t, M_H^2, M_W^2) = C_0(0, t, M_H^2, M_W^2, M_W^2, M_W^2). \quad (11b)$$

The result for the contribution of the Z-mediated box diagram to the amplitude, including the related Hee triangle graph, is the following:

$$\begin{aligned} \mathcal{M}_Z^{\text{box}} &= \frac{i\alpha^2 M_Z}{4s_W^3 c_W^3} \bar{u}(p_2) \gamma^\nu (a_Z - \gamma_5)^2 u(p_1) \epsilon^\mu(k_1, \lambda_1) [-A(t, s, u) (k_1 \cdot p_1 g_{\mu\nu} - p_{1\mu} k_{1\nu}) \\ &\quad + A(t, u, s) (k_1 \cdot p_2 g_{\mu\nu} - p_{2\mu} k_{1\nu})], \end{aligned} \quad (12)$$

with $s = (p_1 + k_1)^2$, $t = (k_2 - k_1)^2$, $u = (k_1 - p_2)^2$, and

$$\begin{aligned} A(t, s, u) &= \frac{1}{2st} \left[\left(\frac{s - M_Z^2}{s} \right) (M_Z^2(s + u) - su) D_{0Z}(1, 2, 3, 4) \right. \\ &\quad + (s - M_Z^2) \left[C_{0Z}(1, 2, 4) + \frac{u}{s} C_{0Z}(1, 2, 3) - \frac{t + u}{s} C_{0Z}(2, 3, 4) \right. \\ &\quad \left. \left. + \frac{1}{s} \left(t - s - 2M_Z^2 \frac{st}{(s + t)(s - M_Z^2)} \right) C_{0Z}(1, 3, 4) \right] + \frac{2t}{s + t} (B_{0Z}(3, 4) - B_{0Z}(1, 3)) \right], \end{aligned} \quad (13)$$

and the arguments of the scalar functions are

$$B_{0Z}(1, 3) = B_0(u, , m_e^2, M_Z^2), \quad (14a)$$

$$B_{0Z}(3, 4) = B_0(M_H^2, M_Z^2, M_Z^2), \quad (14b)$$

$$C_{0Z}(1, 2, 3) = C_0(0, 0, u, m_e^2, m_e^2, M_Z^2), \quad (14c)$$

$$C_{0Z}(1, 2, 4) = C_0(0, s, 0, m_e^2, m_e^2, M_Z^2), \quad (14d)$$

$$C_{0Z}(1, 3, 4) = C_0(0, M_H^2, u, m_e^2, M_Z^2, M_Z^2), \quad (14e)$$

$$C_{0Z}(2, 3, 4) = C_0(s, 0, M_H^2, M_Z^2, m_e^2, M_Z^2), \quad (14f)$$

$$D_{0Z}(1, 2, 3, 4) = D_0(0, s, M_H^2, u, 0, 0, m_e^2, m_e^2, M_Z^2, M_Z^2). \quad (14g)$$

The labels 1, 2, 3, 4 in D_0 are associated to the internal loop-masses, namely to the last four entries of D_0 . Then, the $B_0(C_0)$ functions are obtained by suppressing two (one) of the propagators that appear in the D_0 function.

The expression for the amplitude coming from the W-box and its related eeH^0 triangle graph is given by:

$$\begin{aligned} \mathcal{M}_W^{\text{box}} &= \frac{i\alpha^2 M_W}{2s_W^3} \bar{u}(p_2) \gamma^\nu (1 - \gamma_5)^2 u(p_1) \epsilon^\mu(k_1, \lambda_1) [(A_1(t, s, u) + A_2(t, u, s)) (k_1 \cdot p_1 g_{\mu\nu} - p_{1\mu} k_{1\nu}) \\ &\quad - (A_2(t, s, u) + A_1(t, u, s)) (k_1 \cdot p_2 g_{\mu\nu} - p_{2\mu} k_{1\nu})], \end{aligned} \quad (15)$$

where

$$\begin{aligned}
A_1(t, s, u) = & \frac{1}{2st} \left[\left(\frac{s - M_W^2}{s} \right) (M_W^2(s + u) + st) D_{0W}(1, 2, 3, 4) \right. \\
& + (s - M_W^2) \left[C_{0W}(2, 3, 4) - \frac{t}{s} C_{0W}(1, 3, 4) + \frac{u+t}{s} C_{0W}(1, 2, 4) - \frac{s+u}{s} C_{0W}(1, 2, 3) \right] \\
& \left. + \frac{2t}{s+u} [B_{0W}(1, 2) - B_{0W}(1, 3)] \right], \tag{16}
\end{aligned}$$

$$\begin{aligned}
A_2(t, s, u) = & \frac{1}{2tu} \left[\left(\frac{t + u - M_W^2}{u} \right) (M_W^2(s + u) - st) - 2M_W^2 t \right] D_{0W}(1, 2, 3, 4) \\
& + (t + u - M_W^2) \left[\frac{s}{u} C_{0W}(2, 3, 4) + \frac{t}{u} C_{0W}(1, 3, 4) - \frac{s+u}{u} C_{0W}(1, 2, 3) + \frac{u^2 - 2tu - t^2}{u(t+u)} C_{0W}(1, 2, 4) \right] \\
& + \frac{2t}{t+u} [B_{0W}(2, 4) - B_{0W}(1, 2)] + \frac{2t}{s+u} [B_{0W}(1, 3) - B_{0W}(1, 2)] \Big]. \tag{17}
\end{aligned}$$

The scalar functions that appear before have the following arguments:

$$B_{0W}(1, 2) = B_0(M_H^2, M_W^2, M_W^2), \tag{18a}$$

$$B_{0W}(1, 3) = B_0(t, M_H^2, M_H^2), \tag{18b}$$

$$B_{0W}(2, 4) = B_0(s, 0, M_W^2), \tag{18c}$$

$$C_{0W}(1, 2, 3) = C_0(t, 0, M_H^2, M_W^2, M_W^2, M_W^2), \tag{18d}$$

$$C_{0W}(1, 2, 4) = C_0(0, s, M_H^2, M_W^2, 0, M_W^2), \tag{18e}$$

$$C_{0W}(1, 3, 4) = C_0(0, 0, t, M_W^2, 0, M_W^2), \tag{18f}$$

$$C_{0W}(2, 3, 4) = C_0(0, 0, s, 0, M_W^2, M_W^2), \tag{18g}$$

$$D_{0W}(1, 2, 3, 4) = D_0(0, 0, 0, M_H^2, t, s, M_W^2, 0, M_W^2, M_W^2). \tag{18h}$$

In order to obtain the cross-section, one has to square the total amplitude, sum and average over initial and final polarizations, then the correspondent differential cross section for the reaction $\gamma + e \rightarrow H + e$ is expressed as follows:

$$\frac{d\hat{\sigma}}{dt} = \frac{1}{16\pi s^2} |\overline{\mathcal{M}}|^2 \tag{19}$$

where:

$$|\overline{\mathcal{M}}|^2 = \frac{\alpha^4 M_W^2 (-t)}{64 s_W^6 c_W^8} \left\{ (s^2 + u^2) \left[|F_\gamma|^2 + 2a_Z \text{Re}(F_\gamma^* F_Z) + (1 + a_Z^2) |F_Z|^2 \right] + s^2 f_s + u^2 f_u \right\}, \tag{20}$$

with

$$\begin{aligned}
f_s = & |A_{12}|^2 + (1 + 6a_Z^2 + a_Z^4) |A_s|^2 + 2\text{Re}(A_{12} F_\gamma^*) - 2(1 + a_Z^2) \text{Re}(A_s F_\gamma^*) \\
& - 2(1 + a_Z)^2 \text{Re}(A_{12} A_s^*) + 4(1 + a_Z) \text{Re}(A_{12} F_Z^*) - 2(a_Z^3 + 3a_Z) \text{Re}(A_s F_Z^*), \tag{21}
\end{aligned}$$

with $f_u = f_s(s \rightarrow u; A_{12} \rightarrow -A_{21}; A_s \rightarrow -A_u)$, $A_s = A(t, s, u)$, $A_u = A(t, u, s)$, and also:

$$\begin{aligned}
A_{12} &= 2c_W^4 [A_1(t, s, u) + A_2(t, u, s)] \\
A_{21} &= 2c_W^4 [A_2(t, s, u) + A_1(t, u, s)]. \tag{22}
\end{aligned}$$

Finally, in order to obtain the total cross-section (σ_T), one needs to convolute $\hat{\sigma}$ with the photon distribution [8], namely

$$\sigma_T = \frac{1}{S} \int_{M_H^2}^{0.83S} F_\gamma\left(\frac{s}{S}\right) \hat{\sigma}(s), \quad (23)$$

where S denotes the squared c.m. energy of the e^+e^- -system, and the photon distribution is given by

$$F_\gamma(x) = \frac{1}{D(\xi)} \left[1 - x + \frac{1}{1-x} \frac{4x}{\xi(1-x)} - \frac{4x^2}{\xi^2(1-x)^2} \right], \quad (24)$$

where:

$$D(\xi) = \left[\left(1 - \frac{4}{\xi} - \frac{8}{\xi^2}\right) \log(1 + \xi) + \frac{1}{2} + \frac{8}{\xi} - \frac{1}{2(1 + \xi)^2} \right]. \quad (25)$$

We present in Fig. 2 the resulting cross-section for our process. We have taken $m_t \sim 175$ GeV [17], and the values for the electroweak parameters given in the table of particle properties [18]. In fact, it happens that the contributions of the boxes can be neglected. Although the cross section is small, about 6 fb for $m_H = 200$ GeV and $E_{c.m.} = 500$ GeV, it is larger than the one for the reaction $e^+e^- \rightarrow H + \gamma$ [4]. With the expected NLC luminosities ($100 \text{ fb}^{-1}/\text{yr}$) it will be possible to observe up to about 600 $H + e$ events, which should allow to study the properties of the Higgs boson. Our results reproduce correctly the value reported in Ref. [4] which uses only the photon-pole contribution, for the total cross-section; we find $\sigma = 6.1$ fb, whereas they find $\sigma = 5.9$ fb, for $E_{c.m.} = 500$ GeV and $M_H = 200$ GeV.

The final signature depends on the Higgs boson mass. For instance, if we focus on the intermediate-mass region ($M_W < M_H < 2M_W$) the dominant Higgs decay is into $b\bar{b}$ pairs, and in order to estimate the backgrounds that need to be considered, one could rely on the results of Ref. [4], which considers the production of $e\gamma \rightarrow e + b\bar{b}$ in the context of their study of the production of the pseudoscalar A^0 of the MSSM, and they conclude that this background can be handled, and detection of the signal is possible. In our case, since the event rates are of the same order, we believe that the signal from H^0 can be detected too ¹.

In conclusion, we have studied the production of the SM Higgs boson (H^0) at future $e\gamma$ colliders, through the reaction $e\gamma \rightarrow eH^0$. The amplitude is evaluated using a non-linear R_ξ -gauge, which greatly simplifies the calculation, and allows to present complete analytical expressions for the amplitudes. The resulting cross section for this mechanism indicates that it could allow the detection of the Higgs boson, and can also be used to test the Higgs boson properties.

ACKNOWLEDGMENTS

We acknowledge financial support from CONACYT and SNI (Mexico).

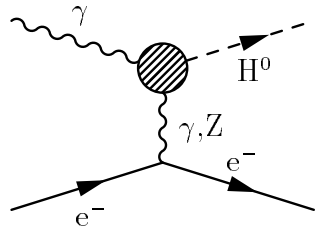
-
- [1] J. F. Gunion, H. E. Haber, G. Kane, and S. Dawson, *The Higgs hunter's guide*. No. 80 in Frontiers in Physics. Addison-Wesley, Reading, MA, USA, 1985.
 - [2] A. Barroso, J. Pulido, and J. C. Romao, "Higgs production at $e^+ e^-$ colliders," *Nucl. Phys.* **B267** (1986) 509–530.
 - [3] D. A. Dicus and C. Kao, "Production of Z boson pairs at photon linear colliders," *Phys. Rev.* **D49** (1994) 1265–1271, [hep-ph/9308330](#).
 - [4] D. A. Dicus and W. W. Repko, "Production of pseudoscalar Higgs-bosons in $e\gamma$ collisions," *Phys. Rev.* **D53** (1996) 3616–3619, [hep-ph/9601297](#).
 - [5] G. Giacomelli and P. Giacomelli, "Particle searches at LEP," *Riv. Nuovo Cim.* **16** (1993) 1–58.
-

¹ After completion of this work, we became aware that the same calculation has been performed by E. Gabrielli et al. [19], but in the linear gauge. Comparing the number of graphs arising in each method illustrates the power of the non-linear gauge, since the number of graphs that we have evaluated is reduced considerably. Some differences among our works can be noticed, for instance in our paper the cross-section includes folding with the photon distributions, which is not done in their paper. We also agree with Ref. [4], that the Williams-Weizsacker approximation overestimates the exact result, whereas in ref. [19] it is found the opposite.

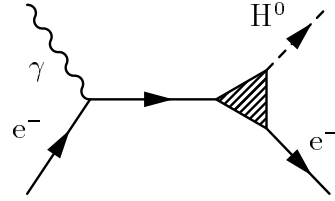
- [6] O. J. P. Éboli, M. C. Gonzalez-Garcia, A. Lopez-Fernandez, S. F. Novaes, and J. W. F. Valle, “Searching for an invisibly decaying Higgs boson in $e^+ e^-$, $e\gamma$ and $\gamma\gamma$ collisions,” *Nucl. Phys.* **B421** (1994) 65–79, [hep-ph/9312278](#).
- [7] O. J. P. Éboli, M. C. Gonzalez-Garcia, F. Halzen, and D. Zeppenfeld, “Measuring the gamma-gamma coupling of the Higgs at linear colliders,” *Phys. Rev.* **D48** (1993) 1430–1432, [hep-ph/9302284](#).
- [8] O. J. P. Éboli, M. C. Gonzalez-Garcia, and S. F. Novaes, “Identifying the Higgs boson in electron-proton collisions,” *Phys. Rev.* **D49** (1994) 91–95, [hep-ph/9304248](#).
- [9] O. J. P. Éboli, M. C. Gonzalez-Garcia, and S. F. Novaes, “Production of Z - Higgs boson pairs at photon linear colliders,” *Phys. Rev.* **D50** (1994) 3546–3548.
- [10] K. Fujikawa, B. W. Lee, and A. I. Sanda, “Generalized renormalizable gauge formulation of spontaneously broken gauge theories,” *Phys. Rev.* **D6** (1972) 2923.
- [11] M. Bace and N. D. H. Dass, “Parity violating Compton amplitude in unified theories,” *Ann. Phys.* **94** (1975) 349.
- [12] M. B. Gavela, G. Girardi, C. Malleville, and P. Sorba, “A nonlinear R_ξ gauge condition for the electroweak $SU(2) \otimes U(1)$ model,” *Nucl. Phys.* **B193** (1981) 257.
- [13] N. G. Deshpande and M. Nazerimonfared, “Flavor changing electromagnetic vertex in a nonlinear R_ξ gauge,” *Nucl. Phys.* **B213** (1982) 390.
- [14] R. Mertig, M. Bohm, and A. Denner, “FEYN CALC: Computer algebraic calculation of Feynman amplitudes,” *Comput. Phys. Commun.* **64** (1990) 345.
- [15] G. J. van Oldenborgh and J. A. M. Vermaseren, “New algorithms for one loop integrals,” *Z. Phys.* **C46** (1990) 425–438.
- [16] G. J. van Oldenborgh, “FF: A Package to evaluate one loop Feynman diagrams,” *Comput. Phys. Commun.* **66** (1990) 1.
- [17] **CDF** Collaboration, F. Abe *et. al.*, “Evidence for top quark production in \bar{p} -p collisions at $\sqrt{s} = 1.8$ TeV,” *Phys. Rev. Lett.* **73** (1994) 225–231, [hep-ex/9405005](#).
- [18] **Particle Data Group** Collaboration, R. M. Barnett *et. al.*, “Review of particle physics,” *Phys. Rev.* **D54** (1996) 1–720.
- [19] E. Gabrielli, V. A. Ilin, and B. Mele, “ $Z\gamma H$ vertex effects in Higgs production at future $e\gamma$ linear colliders,” [hep-ph/9702414](#).

FIG. 1. Classification of graphs that contributes to the reaction $e\gamma \rightarrow eH^0$.

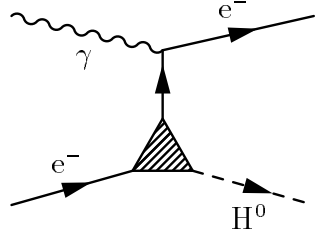
FIG. 2. The cross section for the reaction $e\gamma \rightarrow eH^0$ at $\sqrt{s} = 500$ GeV and $\sqrt{s} = 1$ TeV.



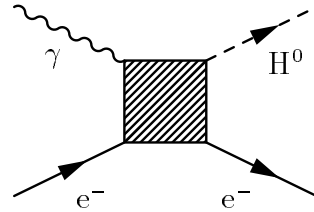
(a)



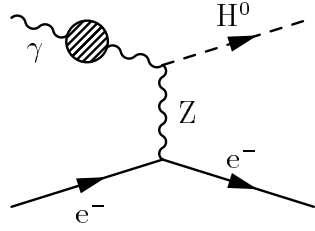
(b)



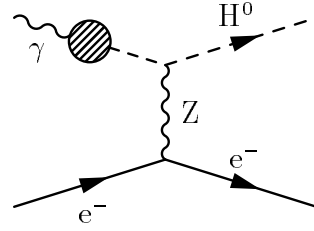
(c)



(d)



(e)



(f)

Figure 1:
“Exact formulae for Higgs production ...”

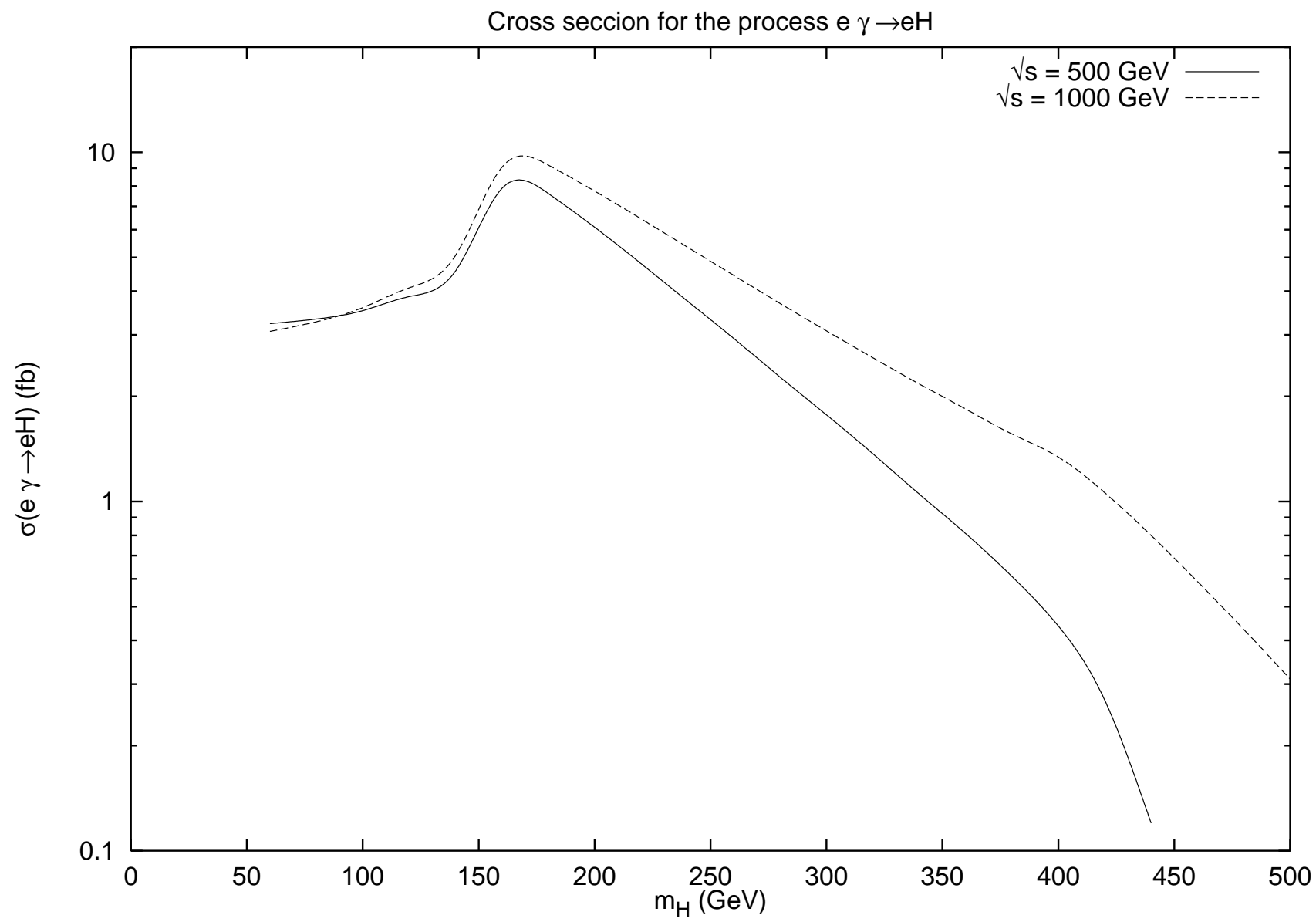


Figure 2:
“Exact formulae for Higgs...”