

ITP-SU-97/02  
hep-ph/9704221  
April, 1997

## Stops in R-parity Breaking Model for High- $Q^2$ Events at HERA

Tadashi Kon

Faculty of Engineering, Seikei University, Tokyo 180, Japan  
kon@ge.seikei.ac.jp

Tetsuro Kobayashi

Faculty of Engineering, Fukui Institute of Technology, Fukui 910, Japan  
koba@ge.seikei.ac.jp

### Abstract

We investigate an event excess in the reaction  $e^+p \rightarrow e^+X$  with large  $x$  and high  $Q^2$  observed at HERA and show that the events could naturally be interpreted as a signature of the production of the scalar top quarks (stops) in a supersymmetric model with  $R$ -parity breaking interactions. The HERA events are characterized by the broad mass distribution and in fact it can be simulated by our specific scenario if we consider almost degenerate two mass eigenstates  $\tilde{t}_1$  and  $\tilde{t}_2$  of the stops.

Recently both the H1 and ZEUS Collaboration reported that an event excess in the deep inelastic scattering (DIS)  $e^+p \rightarrow e^+X$  with large  $x$  and high  $Q^2$  had been observed [1, 2] at HERA. The total data sample analyzed at the H1 and ZEUS corresponds to respectively accumulated luminosity of  $14.2\text{pb}^{-1}$  and  $20.1\text{pb}^{-1}$  in positron ( $27.5\text{GeV}$ ) – proton ( $820\text{GeV}$ ) collisions. For high  $Q^2$  ( $> 15,000\text{GeV}^2$ ) region 12 events are observed at both the H1 and ZEUS, while the Standard Model expectation are  $4.7 \pm 0.8$  and  $8.7 \pm 0.7$ , respectively. Combining these results we get  $N_{obs} = 24$  ( $\sigma_{obs} \simeq 0.71\text{pb}$ ) against  $N_{exp} = 13 \pm 1$  ( $\sigma_{exp} \simeq 0.38\text{pb}$ ).

The event excess is characterized by not only a high four momentum transfer  $Q^2$  but also a large Bjorken parameter  $x \gtrsim 0.3$ . Interestingly, the events seem to cluster at invariant mass  $M = 200 \sim 220\text{GeV}$ , where  $M$  is directly determined from  $x$  by  $M \equiv \sqrt{x\bar{s}}$ . However, while the excess events of the H1 seem to cluster at  $M \simeq 200\text{GeV}$ , those of the ZEUS have a broader distribution around  $M \simeq 220\text{GeV}$ . Statistical consistency between the H1 and ZEUS data was discussed in ref.[3], where a possible single resonance structure was assumed. Here we will simply combine both data since each statistical significance is still not so high enough.

Some possible interpretations of the events have already been given ;

- (A) four fermion contact interaction [6, 8, 11]
- (B) leptoquark production [3, 6, 7, 9, 11, 12]
- (C) scalar quark production in the supersymmetric (SUSY) model with R-parity breaking (RB) interactions [4, 5, 6, 7, 10, 11, 12]

In this letter we investigate one of scenarios of the category (C), the scalar top (stop) [13] production in the RB SUSY model [4, 5, 6, 7]. For we have first proposed the scenario at HERA experiments long since [14, 15]. On the other hand, possibilities of the search for the squarks in the first or second generation at HERA have originally been discussed in ref.[16, 17].

The discussion is based on the minimal SUSY standard model (MSSM) with an RB interaction

$$L = \lambda'_{ijk}(\widetilde{u_{jL}}\overline{d_k}P_L e - \overline{\widetilde{d_{kR}}}e^c P_L u_j) + h.c., \quad (1)$$

where  $P_{L,R}$  read left and right handed chiral projection operators, respectively. The interaction Lagrangian (1) has been derived from the general RB superpotential [18];

$$W_R = \lambda_{ijk}\hat{L}_i\hat{L}_j\hat{E}^c_k + \lambda'_{ijk}\hat{L}_i\hat{Q}_j\hat{D}^c_k + \lambda''_{ijk}\hat{U}^c_i\hat{D}^c_j\hat{D}^c_k, \quad (2)$$

where  $i, j, k$  are generation indices. The first two terms violate the lepton number  $L$  and the last term violates the baryon number  $B$ . If we want to explain such unresolved problems as (i) the cosmic baryon number violation, (ii) the origin of the masses and the magnetic moments of neutrinos and (iii) some interesting rare processes in terms of the  $L$  and/or  $B$  violation,  $R$ -parity breaking terms must be incorporated in the MSSM. The coupling Eq. (1) will be most suitable for the  $ep$  collider experiments at HERA because the squark  $\widetilde{u_{jL}}$  or  $\overline{\widetilde{d_{kR}}}$  will be produced in the  $s$ -channel in  $e^+q$  sub-processes.

$$e^+ + d_k \rightarrow \widetilde{u_{jL}} \rightarrow e^+ + d_k \quad (3)$$

$$e^+ + \overline{u_j} \rightarrow \overline{\widetilde{d_{kR}}} \rightarrow e^+ + \overline{u_j}. \quad (4)$$

The upper bounds on the coupling constants  $\lambda'_{1jk}$  have already been settled by some experiments, neutrinoless double beta decay [19], charged current universality [18, 20], atomic parity violation (APV) [18, 20, 21] and  $\nu_e$  mass [22]. Among nine candidate coupling constants  $\lambda'_{1jk}$  some are severely constrained by these experiments. To explain the observed cross section ( $\sim 0.7\text{pb}$ ) as well as to circumvent the experimental constraints, we should consider the two kinds of processes (3) in which a valence quark in the proton participates,

$$e^+ + d \rightarrow \widetilde{c}_L \rightarrow e^+ + d \quad (5)$$

$$e^+ + d \rightarrow \widetilde{t}_L \rightarrow e^+ + d. \quad (6)$$

In fact, the stringest upper bounds on the corresponding coupling constants coming from the APV experiments are not so severe,

$$\lambda'_{121}, \lambda'_{131} < 0.13 \quad (7)$$

for  $m_{\widetilde{c}_L}, m_{\widetilde{t}_L} \simeq 200\text{GeV}$ . Note that the scalar charm (scharm)  $\widetilde{c}_L$  and the stop  $\widetilde{t}_L$  cannot couple to any neutrinos via  $R$ -breaking interactions. That is, no event excesses are expected in the charged current process  $ep \rightarrow \nu q X$  in the squark scenarios. This is a unique property of the squark scenarios which could be useful for us to distinguish the squarks from leptoquarks.

Here we pay attention to a fact that the stops ( $\widetilde{t}_L, \widetilde{t}_R$ ) are naturally mixed each other [13] due to a large top quark mass [23] and the mass eigenstates ( $\widetilde{t}_1, \widetilde{t}_2$ ) are parametrized by a mixing angle  $\theta_t$ ,

$$\widetilde{t}_L = \widetilde{t}_1 \cos \theta_t - \widetilde{t}_2 \sin \theta_t. \quad (8)$$

In this case the interaction Lagrangian (1) for the stops is written by

$$L = \lambda'_{131} (\cos \theta_t \widetilde{t}_1 \bar{d} P_L e - \sin \theta_t \widetilde{t}_2 \bar{d} P_L e) + h.c.. \quad (9)$$

It should be emphasized that only one scharm  $\widetilde{c}_L$  could be coupled to  $e^+ d$  in the scenario with  $\lambda'_{121} \neq 0$ .

Before discussing numerical results, we examine the decay modes of the stop. In the MSSM, the stop lighter than the other squarks in the 1st and 2nd generations and the gluino can decay into various final states :

$$\begin{aligned} \widetilde{t} &\rightarrow t \widetilde{Z}_k && \text{(a)} \\ &\rightarrow b \widetilde{W}_i && \text{(b)} \\ &\rightarrow W \widetilde{b} && \text{(c)} \\ &\rightarrow b \ell \widetilde{\nu} && \text{(d)} \\ &\rightarrow b \nu \widetilde{\ell} && \text{(e)} \\ &\rightarrow b W \widetilde{Z}_k && \text{(f)} \\ &\rightarrow b f \bar{f} \widetilde{Z}_k && \text{(g)} \\ &\rightarrow c \widetilde{Z}_1 && \text{(h)} \\ &\rightarrow e d, && \text{(i)} \end{aligned}$$

where  $\widetilde{Z}_k$  ( $k = 1 \sim 4$ ),  $\widetilde{W}_i$  ( $i = 1, 2$ ),  $\widetilde{\nu}$  and  $\widetilde{\ell}$ , respectively, denote the neutralino, the chargino, the sneutrino and the charged slepton. (a)  $\sim$  (h) are the  $R$ -parity conserving decay modes, while (i) is only realized through the RB couplings (9).

If we consider the RB coupling with  $\lambda'_{131} > 0.01$ , the decay modes (d) to (h) are negligible due to their large power of  $\alpha$  arising from multiparticle final state or one loop contribution. Moreover, in the present case ( $m_{\tilde{t}_1} \simeq 200\text{GeV}$ ) the mode (a) will be kinematically suppressed. Then only two body decay modes (b), (c) and (i) are left for our purpose.

In Fig.1 we show the  $\lambda'_{131}$  dependence of the total cross section for the process,

$$e^+p \rightarrow \tilde{t}_1 X \rightarrow e^+qX, \quad (10)$$

where we take  $m_{\tilde{t}_1} = 210\text{GeV}$ ,  $\theta_t = 0$  and  $Q^2 > 15,000\text{GeV}^2$ . The horizontal lines correspond to the observed cross section at HERA,  $\sigma_{obs} = (0.71 \pm 0.15)$  pb. We find the HERA data could be explained by  $\lambda'_{131} \simeq 0.04, 0.06$  and  $0.13$  for  $\text{Br}(\tilde{t}_1 \rightarrow e^+d) = 1.0, 0.5$  and  $0.1$ , respectively. This is almost the same result with that given by Altarelli et al. [6]. From the Fig.1 we see that  $0.03 \lesssim \lambda'_{131} < 0.13$  and  $\text{Br}(\tilde{t}_1 \rightarrow e^+d) \gtrsim 0.05$  are needed for us to obtain the required amount of the cross section of about  $0.7\text{pb}$ . These facts immediately lead us to another important consequence,  $\Gamma_{tot}(\tilde{t}) \lesssim 1.5\text{GeV}$ , because

$$\Gamma(\tilde{t}_1 \rightarrow e^+d) = \frac{(\lambda'_{131} \cos \theta_t)^2}{16\pi} m_{\tilde{t}_1} \lesssim 0.07 \text{ GeV} \quad (11)$$

and  $\Gamma_{extra} < (1 - 0.05)/0.05 \Gamma(\tilde{t}_1 \rightarrow e^+d)$ , where  $\Gamma_{extra} \equiv \Gamma_{tot}(\tilde{t}) - \Gamma(\tilde{t}_1 \rightarrow e^+d)$ . Note that results obtained here are not altered even if we consider the stop mixing  $\theta_t \neq 0$ . Moreover, they are applicable to the scharm scenario when we simply replace  $(\tilde{t}_1 \rightarrow \tilde{c}_L, \lambda'_{131} \rightarrow \lambda'_{121})$ .

$\text{Br}(\tilde{t} \rightarrow e^+d) = 1.0$  can easily be realized for  $m_{\tilde{t}} < m_b + m_{\tilde{W}_1}$  and  $m_{\tilde{t}} < m_W + m_{\tilde{b}_1}$ .  
\*. In this case it is difficult to discriminate the stop from one of the leptoquark  $\tilde{S}_{1/2}$  with the charge  $Q = \frac{2}{3}$ . Such a stop (or leptoquark) could be searched at Tevatron through the production mechanism,

$$p\bar{p} \rightarrow \tilde{t}\tilde{t}X \rightarrow eeX \quad (12)$$

Recently *D0* group has reported preliminary bounds on a leptoquark mass as  $M_{LQ} > 194\text{GeV}$  for  $\text{Br}(LQ \rightarrow e^\pm q) = 1.0$  [24]. As has been pointed out by Altarelli et al. [6] and Dreiner et al. [5], detailed analyses at *D0* and a joint analysis of the *D0* and CDF dielectron data will be desirable for discovering or rejecting the stop (or leptoquark) with  $\text{Br}(\tilde{t} \rightarrow e^+d) = 1.0$ .

On the other hand, if the  $\tilde{W}_1$  or  $\tilde{b}$  is light, i.e.,  $m_{\tilde{W}_1} \lesssim m_{\tilde{t}} - m_b$  or  $m_{\tilde{b}} \lesssim m_{\tilde{t}} - m_W$ ,  $\text{Br}(\tilde{t} \rightarrow b\tilde{W}_1)$  or  $\text{Br}(\tilde{t} \rightarrow \tilde{b}W)$  can compete with  $\text{Br}(\tilde{t} \rightarrow e^+d)$ . In this case, we should take into account of the processes

$$ep \rightarrow b\tilde{W}_1X, \quad (13)$$

$$ep \rightarrow \tilde{b}WX \quad (14)$$

It is expected that the detectable cross sections  $\sigma \gtrsim 0.1$  pb for heavy stop with mass  $m_{\tilde{t}} \lesssim 250$  GeV for  $e^+$  beams [15]. In our model the LSP, the lightest neutralino  $\tilde{Z}_1$ , and  $\tilde{b}$

---

\* We cannot easily set  $\text{Br}(\tilde{c}_L \rightarrow e^+d) = 1.0$  because  $\tilde{c}_L$  can decay into  $c\tilde{Z}_1$  via R-conserving interaction with a large branching fraction for a wide range of SUSY parameter space [6].

possibly decay into  $R$ -even particles via only non-zero RB coupling  $\lambda'_{131}$ . A typical decay chains will be

$$ep \rightarrow b\widetilde{W}_1 X \rightarrow b(\ell\nu\widetilde{Z}_1)X \rightarrow b(\ell\nu(bd\nu))X, \quad (15)$$

$$ep \rightarrow \widetilde{b}WX \rightarrow (b\widetilde{Z}_1)WX \rightarrow (b(bd\nu))(\ell\nu)X \quad (16)$$

$$\rightarrow (\nu_e d)WX \rightarrow (\nu_e d)(\ell\nu)X \quad (17)$$

Thus, a possible typical signature of the stop production  $ep \rightarrow b\widetilde{W}_1 X$  or  $ep \rightarrow \widetilde{b}WX$  would be  $2b$ -jets+jet+lepton+  $\cancel{P}_T$  or jet+lepton+  $\cancel{P}_T$ . One of the signals to be detected at HERA is characterized by the high  $P_T$  spectrum of muons. When such event excess could be observed, the stop could clearly be distinguished from the leptoquark  $\widetilde{S}_{1/2}$ .

Next we investigate the  $Q^2$  and  $M$  distributions of the expected events. In this analysis, we use the  $Q_e^2$  and  $M_e$  determined from energies and scattering angles of the final positron in combining the H1 and ZEUS data which are explicitly presented for the selected events refs.[1, 2].

$Q_e^2$  and  $M_e$  distributions of the expected number of events together with the experimental data are shown in Figs.2 and 3. Figure 2 corresponds to the case that only the lighter stop  $\widetilde{t}_1$  with mass  $m_{\widetilde{t}_1} = 210\text{GeV}$  is produced and the heavier one  $\widetilde{t}_2$  is decoupled ( $\theta_t = 0$ ). While the event excess at high  $Q_e^2$  is reproduced, the broad  $M_e$  distribution cannot be well explained. It should be noted that the total decay width of the single stop is smaller than about  $1.5\text{GeV}$  as mentioned in the event rate analysis. Consequently, the observed broad  $M_e$  distribution would not be well explained by the single stop resonance scenario or by equivalent scharm  $\widetilde{c}_L$  scenario.

In Fig.3, on the other hand, we consider the case that two stops are almost degenerate in mass  $(m_{\widetilde{t}_1}, m_{\widetilde{t}_2}) = (205\text{GeV}, 225\text{GeV})$  with the finite mixing angle  $\theta_t = 0.95$ . In this case double resonance peaks could overlap each other and simulate the broad  $M_e$  distribution. The event excess at high  $Q_e^2$  of the data is also reproduced by this scenario. Difference between the one stop and the two stops scenario would be found in the very high  $Q_e^2$  ( $> 40,000\text{GeV}^2$ ) region. For simplicity, we take  $\text{Br}(\widetilde{t}_{1,2} \rightarrow e^+d) = 1.0$  in the calculation of Figs.2 and 3. It should be noted that the broader  $M$  distribution can be obtained for  $\text{Br}(\widetilde{t}_{1,2} \rightarrow e^+d) < 1.0$  than for  $\text{Br}(\widetilde{t}_{1,2} \rightarrow e^+d) = 1.0$ .

It has been pointed out that the ALEPH 4-jet events [25] are possibly explained by the production mechanism  $e^+e^- \rightarrow \widetilde{e}_L\widetilde{e}_R \rightarrow c\bar{d}\bar{c}d$  in the scharm scenario with light sleptons  $m_{\widetilde{e}^-} \lesssim 60\text{GeV}$  [26]. We have discussed the 4-jet events in the stop scenario [27]. In this case possible mechanism is  $e^+e^- \rightarrow \widetilde{\nu}_e\bar{\nu}_e \rightarrow b\bar{d}b\bar{d}$ . Recent analysis of the 4-jet events seems to reveal no  $b$ -quark enhancements and pair production of equal mass particles will be disfavoured. If this is the case, our stop scenario may have no relation to the ALEPH 4-jet events.

We have investigated a possible scenario to explain an event excess in the reaction  $e^+p \rightarrow e^+X$  with large  $x$  and high  $Q^2$  observed by the H1 and ZEUS Collaboration at HERA by the resonance production of the stops with an  $R$ -parity breaking interaction in the framework of the MSSM. The HERA events are characterized by not only high  $Q^2$  but also the broad  $M$  distribution. It can be simulated by our specific scenario if we consider almost degenerate two mass eigenstates  $\widetilde{t}_1$  and  $\widetilde{t}_2$  of the stops.

Our scenario would be confirmed or rejected at HERA or Tevatron through the search for the high  $P_T$  muon events (HERA) or the high  $P_T$   $ee$  events (Tevatron). Moreover, in our favourable scenario,  $m_{\tilde{t}_1, \tilde{t}_2} \simeq 210\text{GeV}$ , one of sbottom  $\tilde{b}_L$  could be light as  $120\text{GeV} \sim 150\text{GeV}$  and it can decay into  $\nu_e d$  via the RB interactions proportional to  $\lambda'_{131}$ . It will be a good target of LEP2 or future linear colliders. Detailed studies of the sbottom production at  $e^+e^-$  colliders in our specific scenario will be reported soon. Needless to say, for our purpose it would be highly desirable to carry out the high luminosity run at HERA for making sure the broad  $M$  distribution.

## Acknowledgements

One of the present authors (T. Kon) was supported in part by the Grant-in-Aid for Scientific Research from the Ministry of Education, Science and Culture of Japan, No. 08640388.

## References

- [1] C. Adloff et al., H1 Collab., DESY preprint, DESY 97-24, hep-ph/9702012
- [2] J. Breitweg et al., ZEUS Collab., DESY preprint, DESY 97-25, hep-ph/9702015
- [3] "Are the H1 and ZEUS "High  $Q^2$  Anomalies" Consistent with Each Other?", M. Drees, preprint APCTP 97-03, hep-ph/9703332
- [4] "R-Parity Violation at HERA ?", D. Choudhury and S. Raychaudhuri, preprint CERN-TH/97-26, hep-ph/9702392
- [5] "High  $Q^2$ -Anomaly at HERA and Supersymmetry", H. Dreiner and P. Morawitz, preprint hep-ph/9703279
- [6] "Pursuing Interpretations of the HERA Large- $Q^2$  Data", G. Altarelli, J. Ellis, G. F. Giudice, S. Lola and K. L. Mangano, preprint CERN-TH/97-40, hep-ph/9703276
- [7] "Leptoquark/Squark Interpretation of HERA Events : Virtual Effects in  $e^+e^-$  Anihilation to Hadrons", J. Kalinowski, R. Rückl, H. Spiesberger and P. M. Zerwas, preprint BI-TP 97/07, hep-ph/9703288
- [8] "Contact interactions and high- $Q^2$  events in  $e^+p$  collisions at HERA", V. Barger, K. Cheung, K. Hagiwara and D. Zeppenfeld, preprint MADPH-97-991, hep-ph/9703311 ; "Bounds on Contact Interactions from LEP1 Data and the High- $Q^2$  HERA Events", M. C. Gonzalez-Garcia and S. F. Novaes, preprint IFT-P.024/97, hep-ph/9703346 ; "Four-Fermion Effective Interactions and Recent Data at HERA", N. Di Bartolomeo and M. Fabbrichesi, preprint SISSA 34/97/EP, hep-ph/9703375
- [9] "Constraints on Leptoquark Masses and Couplings from Rare Processes and Unification", G. K. Leontaris and J. D. Vergados, preprint IOA-TH/97-004, hep-ph/9703338 "On the Expectations for Leptoquarks in the Mass Range of  $O(200\text{GeV})$ ", J.

- Blümlein, preprint DESY 97-032, hep-ph/9703287 ; "QCD Corrections and the leptoquark Interpretation of the HERA High- $Q^2$  Events", Z. Kunszt and W. J. Stirling, preprint DTP/97/16, hep-ph/9703427 ; "Much Ado About Leptoquarks : A Comprehensive Analysis", J. L. Hewett and T. G. Rizzo, preprint SLAC-PUB-7430, hep-ph/9703337
- [10] "R-Parity Violating Supersymmetry at HERA", E. Perez, Y. Sirois and H. Dreiner, preprint hep-ph/9703444
- [11] "Comments on the high- $Q^2$  HERA anomaly", K. S. Babu, C. Kolda, J. March-Russell and F. Wilczek, preprint IASSNS-HEP-97-04, hep-ph/9703299
- [12] "Formation and Decay of Scalar Leptoquarks/Squarks in  $ep$  Collisions", T. Plehn, H. Spiesberger, M. Spira and P. M. Zerwas, preprint DESY 97-43, hep-ph/9703433
- [13] J. Ellis and S. Rudaz, *Phys. Lett.* **128B**, 248 (1983); G. Altarelli and R. Rückl, *Phys. Lett.* **144B**, 126 (1984); I. Bigi and S. Rudaz, *Phys. Lett.* **153B**, 335 (1985) ; K. Hikasa and M. Kobayashi, *Phys. Rev.* **D36**, 724 (1987)
- [14] "Stop Resonances at HERA in R-parity Breaking Models", T. Kon and T. Kobayashi, *Phys. Lett.* **B270**, 81 (1991) ; "Scalar Top Production at HERA", T. Kon, T. Kobayashi and K. Nakamura, *Proc. of the HERA Workshop : "Physics at HERA" 1991*, eds. W. Buchmüller and G. Ingelman, Vol.2, p.1088
- [15] T. Kon, T. Kobayashi, S. Kitamura, K. Nakamura and S. Adachi, *Z. Phys.* **C61**, 239 (1994) ; T. Kon, T. Kobayashi and S. Kitamura, *Phys. Lett.* **B333**, 263 (1994) ; T. Kobayashi, S. Kitamura and T. Kon, *Phys. Lett.* **B376**, 227 (1996) ; *Int. J. Mod. Phys.* **A11** 1875 (1996)
- [16] "Single Squark Production at HERA via R-parity Violating Interactions", J. L. Hewett, "Research Directions for the Decade", *Proc. of 1990 Summer Study on High Energy Physics, Snowmass, 1990*, ed. E. L. Berger, (World Scientific, Singapore, 1992), p.566
- [17] "Finding Supersymmetry via R-parity Violation", J. Butterworth and H. Dreiner, *Proc. of the HERA Workshop : "Physics at HERA" 1991*, eds. W. Buchmüller and G. Ingelman, Vol.2, p.1079 ; *Nucl. Phys.* **B397**, 3 (1993),
- [18] V. Barger, G. F. Giudice and T. Han, *Phys. Rev.* **D40**, 2987 (1989)
- [19] M Hirsch, H. V. Klapdor-Kleingrothaus and S. G. Kovalenko, *Phys. Rev. Lett.* **75** 17 (1995) ; *Phys. Rev.* **D53** 1329 (1996)
- [20] S. Davidson, D. Bailey and B. A. Campbell, *Z. Phys.* **C61** 613 (1994)
- [21] P Langacker, *Phys. Lett.* **B256** 277 (1991)
- [22] R. M. Godbole, P. Roy and X. Tata, *Nucl. Phys.* **B401** 67 (1993)
- [23] F. Abe et al. (CDF Collab.), *Phys. Rev. Lett.* **74**, 2626 (1995) ; S. Abachi et al. (D0 Collab.), *Phys. Rev. Lett.* **74**, 2632 (1995)
- [24] D0 Collab., [http://d0wop.fnal.gov/public/new/lq/lq\\_blurb.html](http://d0wop.fnal.gov/public/new/lq/lq_blurb.html)

- [25] D. Buskulic et al., (ALEPH Collab.), *Phys. Lett.* **B388** 419 (1996) ; *Z. Phys.* **C71** 179 (1996)
- [26] M. Carena, G. F. Giudice, S. Lola and C. E. M. Wagner, preprint CERN-TH-96-352, hep-ph/9612334
- [27] "An  $R$ -parity breaking SUSY approach to rare events at HERA and LEP1.5", T. Kobayashi, T. Kon and S. Kitamura, Contributed paper to *28th Int. Conf. on High Energy Physics, 25 - 31 July 1996, Warsaw, Poland*, pa11 - 030



## Figure Captions

**Figure 1:**  $\lambda'_{131}$  dependence of the total cross section  $\sigma(e^+p \rightarrow \tilde{t}_1 X \rightarrow e^+qX)$ . We take  $m_{\tilde{t}_1} = 210\text{GeV}$ ,  $\theta_t = 0$  and  $Q^2 > 15,000\text{GeV}^2$ . The horizontal lines correspond to the experimental value at HERA,  $\sigma_{obs} = (0.71 \pm 0.15)$  pb.

**Figure 2:**  $Q_e^2$  and  $M_e$  distribution of the expected number of events together with the experimental data. We take  $m_{\tilde{t}_1} = 210\text{GeV}$ ,  $\theta_t = 0$ ,  $\lambda'_{131} = 0.04$  and integrated luminosity  $L = 34\text{pb}^{-1}$ . For  $M_e$  distribution  $Q^2 > 15,000\text{GeV}^2$  and  $y_e > 0.4$  are adopted. Dashed line corresponds to the SM expectation.

**Figure 3:**  $Q_e^2$  and  $M_e$  distribution of the expected number of events together with the experimental data. We take  $m_{\tilde{t}_1} = 205\text{GeV}$ ,  $m_{\tilde{t}_2} = 225\text{GeV}$ ,  $\theta_t = 0.95$ ,  $\lambda'_{131} = 0.045$  and integrated luminosity  $L = 34\text{pb}^{-1}$ . For  $M_e$  distribution  $Q^2 > 15,000\text{GeV}^2$  and  $y_e > 0.4$  are adopted. Dashed line corresponds to the SM expectation.

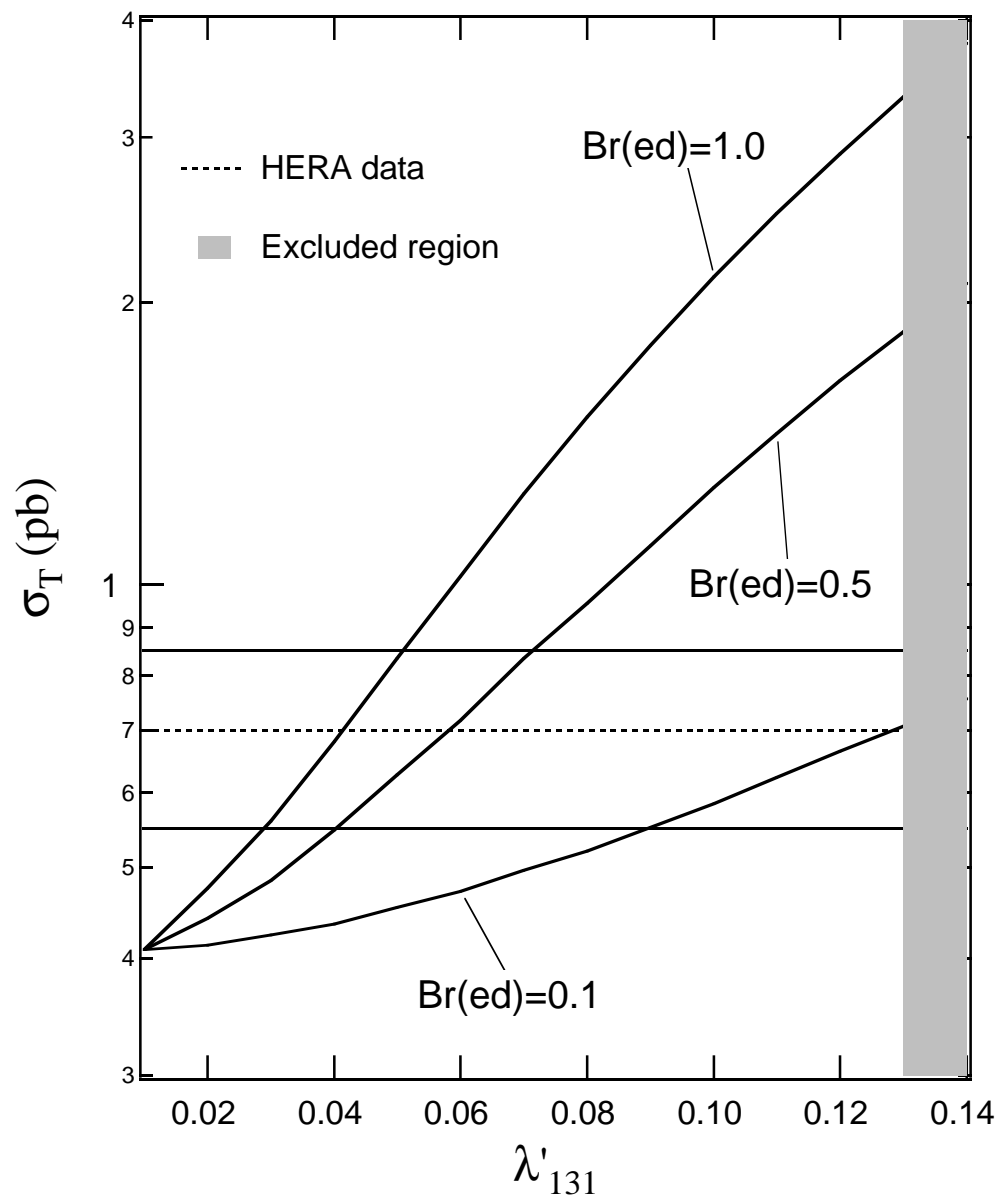


Fig.1

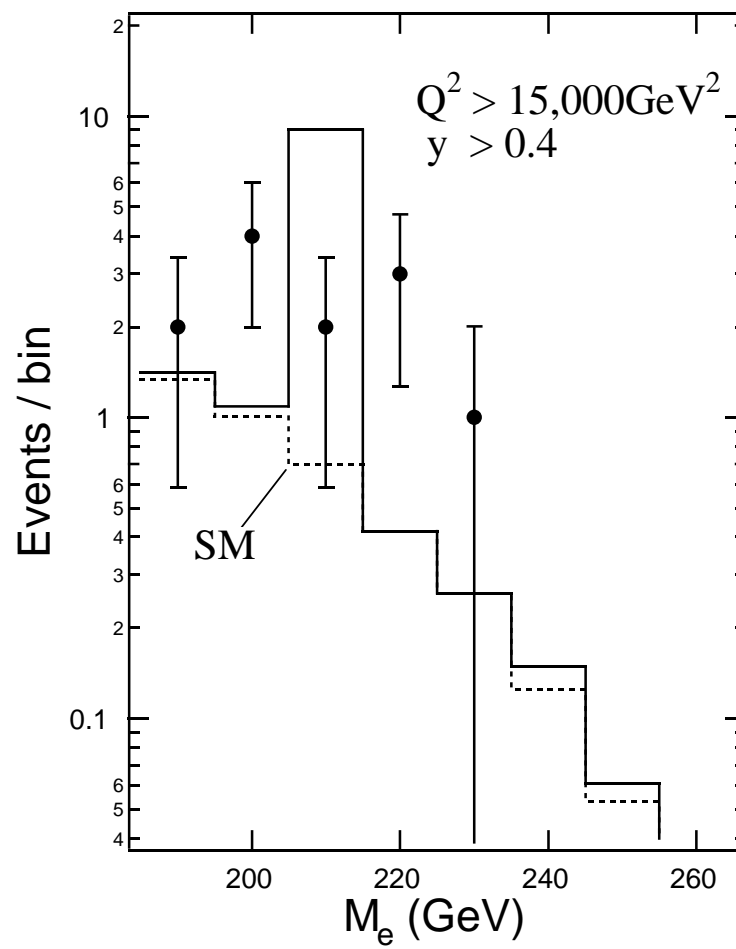
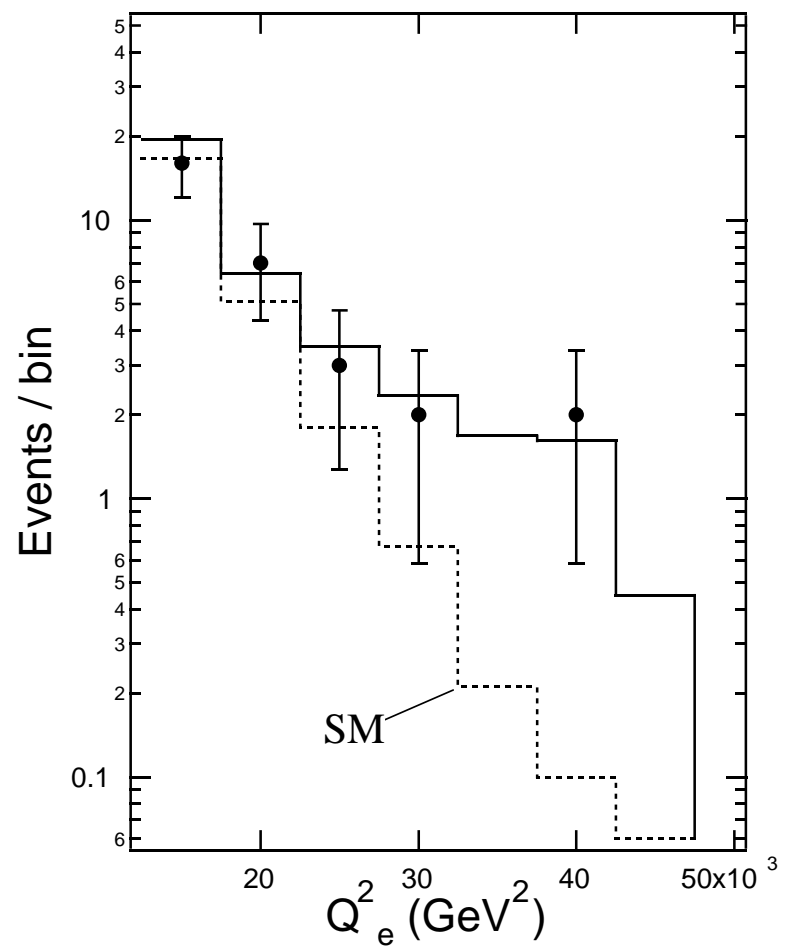


Fig.2

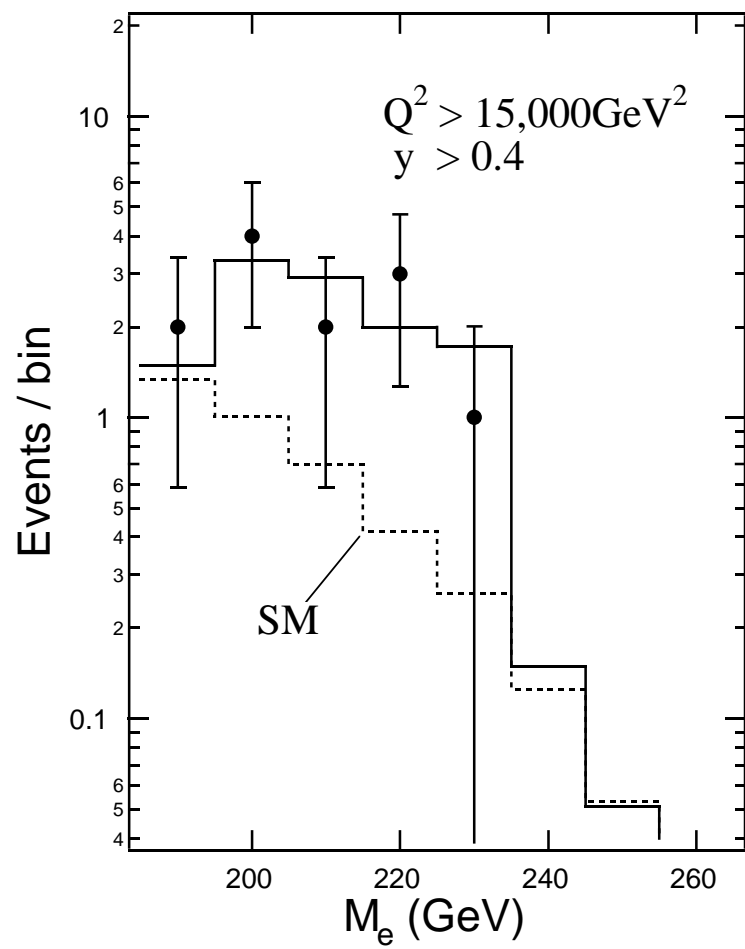
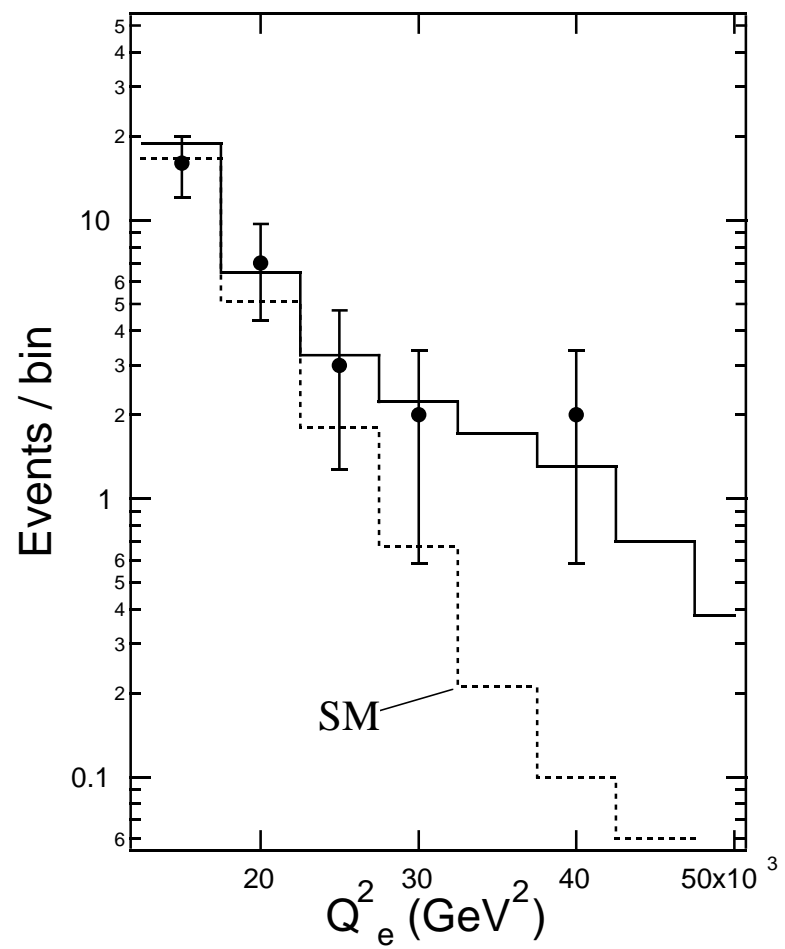


Fig.3