

DTP/97/06
hep-ph/9701366
January 1997

Diffractive electroproduction of ρ meson excitations

A. D. Martin, M. G. Ryskin¹ and T. Teubner

Department of Physics, University of Durham, Durham, DH1 3LE, UK.

Abstract

We use perturbative QCD and parton-hadron duality to estimate the cross sections for the diffractive electroproduction of $\rho'(1^-)$ and $\rho(3^-)$ resonances which occur in the 1.3–1.8 GeV mass interval. We present the cross sections and the ratios σ_L/σ_T as a function of Q^2 . We compare the predictions with those for the diffractive electroproduction of ρ mesons. We show how such diffractive electroproduction measurements at HERA can probe features of the perturbative QCD ‘Pomeron’.

¹Permanent address: Laboratory of Theoretical Nuclear Physics, St. Petersburg Nuclear Physics Institute, Gatchina, St. Petersburg 188350, Russia

The experiments [1] at HERA are measuring the diffractive electroproduction processes $\gamma^*p \rightarrow (2\pi)p$ and $\gamma^*p \rightarrow (4\pi)p$ as a function of invariant mass M of the pionic system, for different intervals of Q^2 , the virtuality of the photon, and of W , the centre-of-mass energy of the γ^*p system. As these are quasi-elastic processes we would expect that at high energy the pionic system will dominantly have spin-parity $J^P = 1^-$. Indeed a strong ρ meson resonant peak is observed [1]. In a previous paper [2] we presented a QCD model which reproduced the observed ρ electroproduction cross section and, in particular, described the Q^2 behaviour of the cross section ratio σ_L/σ_T for ρ meson production in longitudinally and transversely polarised states. Here we study the rate of $\rho'(1^-)$ resonance production in the higher mass interval, 1.3–1.8 GeV. Moreover we are also able to estimate the cross section for the diffractive production of the $\rho(3^-)$ resonance at HERA, the ρ orbital excitation which also occurs in the above mass interval. Given sufficient data, the comparison of $\rho'(1^-)$ and $\rho(3^-)$ production would provide a unique opportunity to study how the QCD ‘Pomeron’ distorts the initial state.

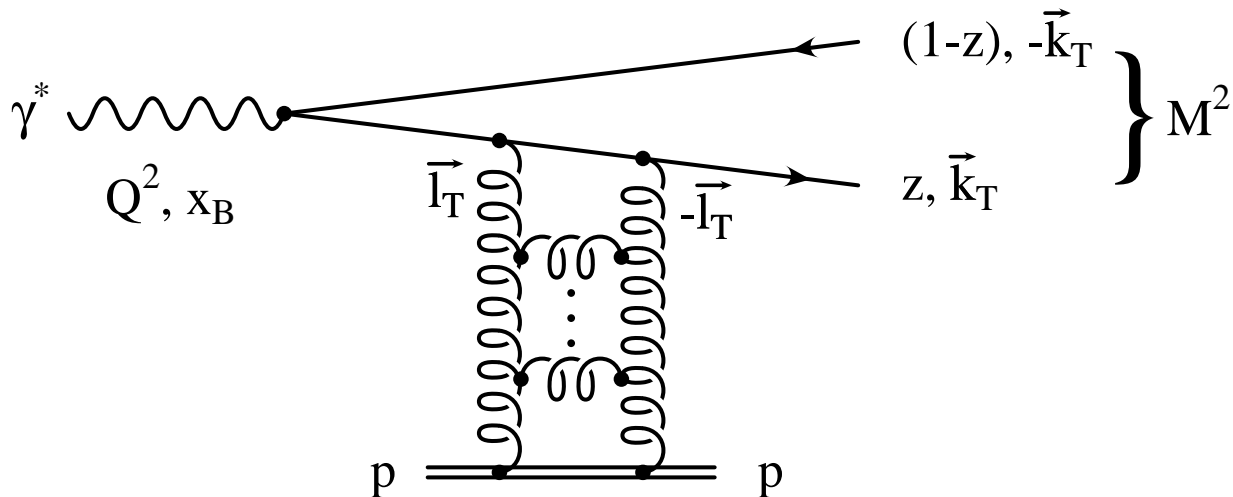


Figure 1: Diffractive open $q\bar{q}$ production in high energy γ^*p collisions. The transverse momenta of the outgoing quarks are $\pm\vec{k}_T$, and those of the exchanged gluons are $\pm\vec{l}_T$.

A perturbative QCD description of diffractive ρ electroproduction, $\gamma^*p \rightarrow \rho p$, was presented in [2]. The cross sections σ_L and σ_T in the HERA energy region were calculated in terms of the known gluon distribution of the proton. The approach was based on the ‘open’ production of light quark-antiquark pairs and parton-hadron duality, see Fig. 1. That is the diffractive dissociation $\gamma^* \rightarrow q\bar{q}$ was calculated in a $q\bar{q}$ invariant mass interval around the ρ resonance for high values of Q^2 and high γ^*p c.m. energy, $W^2 \gg Q^2$, corresponding to the small x regime. In the ρ meson mass interval phase space restrictions force the $q\bar{q}$ pair to dominantly hadronize into two (or three) pions. The projections of the $q\bar{q}$ system into the $I^G = 1^+$ and 0^- channels, corresponding to 2π and 3π production respectively, are in the ratio 9:1. Therefore to obtain the prediction for ρ diffractive production we multiply the $q\bar{q}$ rate by 0.9.

In order to generalize the approach to the diffractive production of higher mass ρ states we summarize the relevant formulae. The cross sections for the production of a $q\bar{q}$ system of mass M by a photon polarised along, and transverse to, the γ^* direction are respectively given by [2]

$$\frac{d\sigma_L}{dM^2} = \frac{4\pi^2 e_q^2 \alpha}{3b} \frac{Q^2}{(Q^2 + M^2)^2} \frac{1}{8} \int_{-1}^1 d\cos\theta \left| d_{10}^1(\theta) \right|^2 |I_L|^2, \quad (1)$$

$$\frac{d\sigma_T}{dM^2} = \frac{4\pi^2 e_q^2 \alpha}{3b} \frac{M^2}{(Q^2 + M^2)^2} \frac{1}{4} \int_{-1}^1 d\cos\theta \left(\left| d_{11}^1(\theta) \right|^2 + \left| d_{1-1}^1(\theta) \right|^2 \right) |I_T|^2, \quad (2)$$

where $d_{\lambda\mu}^J(\theta)$ are the usual rotation matrices. The outgoing quark has the polar angle θ in the $q\bar{q}$ rest frame with respect to the direction of the incoming proton; that is the transverse momentum of the outgoing q is $k_T = \frac{1}{2}M \sin\theta$. The cross sections [2] have been integrated over t assuming an $\exp(-b|t|)$ behaviour. We take the observed slope $b = 5.5 \text{ GeV}^{-2}$, consistent with the average experimental value found in high energy ρ electroproduction for $Q^2 \gtrsim 10 \text{ GeV}^2$ [1].

The quantities $I_{L,T}$ in (1) and (2) are integrations over the transverse momenta $\pm\ell_T$ of the exchanged gluons [3, 4, 2], see Fig. 1,

$$I_L(\theta) = K^2 \int \frac{d\ell_T^2}{\ell_T^4} \alpha_S(\ell_T^2) f(x, \ell_T^2) \left(\frac{1}{K^2} - \frac{1}{K_\ell^2} \right), \quad (3)$$

$$I_T(\theta) = \frac{K^2}{2} \int \frac{d\ell_T^2}{\ell_T^4} \alpha_S(\ell_T^2) f(x, \ell_T^2) \left(\frac{1}{K^2} - \frac{1}{2k_T^2} + \frac{K^2 - 2k_T^2 + \ell_T^2}{2k_T^2 K_\ell^2} \right), \quad (4)$$

where

$$K^2 = k_T^2 (1 + Q^2/M^2) = \frac{1}{4} (Q^2 + M^2) \sin^2\theta, \quad (5)$$

$$K_\ell^2 \equiv \sqrt{(K^2 + \ell_T^2)^2 - 4k_T^2 \ell_T^2}, \quad (6)$$

and where $f(x, \ell_T^2)$ is the gluon distribution of the proton, unintegrated over ℓ_T^2 , evaluated at small x given by $x = (Q^2 + M^2)/W^2$. If we were to assume that the main contributions to $I_{L,T}$ come from the domain $\ell_T^2 < K^2$ then we would have the leading $\ln K^2$ approximation

$$I_L^{LLA} = I_T^{LLA} = \frac{\alpha_S(K^2)}{K^2} \int^{K^2} \frac{d\ell_T^2}{\ell_T^2} f(x, \ell_T^2) = \frac{\alpha_S(K^2)}{K^2} xg(x, K^2) \quad (7)$$

where g , the conventional (integrated) gluon distribution is sampled at the scale given in (5). Here we do not use this approximation, but perform the $d\ell_T^2$ integrations explicitly. To be precise, for $\ell_T^2 > \ell_0^2$ we evaluate the integrals using

$$f(x, \ell_T^2) = \frac{\partial(xg(x, \ell_T^2))}{\partial \ln \ell_T^2} \quad (8)$$

where the gluon distribution g is taken from a recent set of partons, whereas for the contribution from $\ell_T^2 < \ell_0^2$ we assume that the gluon vanishes linearly with ℓ_T^2

$$\alpha_S(\ell_T^2) g(x, \ell_T^2) = \frac{\ell_T^2}{\ell_0^2} \alpha_S(\ell_0^2) g(x, \ell_0^2). \quad (9)$$

This is equivalent to the physical hypothesis that the gluon-proton cross, $\sigma(gp) \sim \alpha_S g(x, \ell_T^2)/\ell_T^2$, should tend to a constant (modulo logarithmic behaviour) at small values of ℓ_T^2 and x . We choose $\ell_0^2 = 1.75 \text{ GeV}^2$ and test the sensitivity of the prediction to variation of ℓ_0^2 about this value.

Since the perturbative QCD ‘hard’ pomeron distorts the initial $\gamma^* \rightarrow q\bar{q}$ wave function, the diffractively produced $q\bar{q}$ pair is not necessarily in a pure $J^P = 1^-$ state. In fact the $(q\bar{q})$ -proton interaction is proportional to the square of the separation, $\Delta\rho_T$, of the quarks in the transverse plane — an example of the effect of colour transparency. The incoming $q\bar{q}$ wave function is distorted by this $\Delta\rho_T$ -dependent amplitude so that the produced system contains a superposition of the $J^P = 1^-, 3^-, \dots$ $q\bar{q}$ states which are accessible by Pomeron exchange. Thus the angular momentum J of the $q\bar{q}$ state may be changed, although for forward scattering the s channel helicity is still conserved. The distortion enters the cross section formula (1) and (2) through the θ dependence of $I_{L,T}$; the integrals which arise from the $q\bar{q}$ interaction with the proton. The $q\bar{q}$ production amplitudes which enter (1) and (2) may therefore be decomposed in the form

$$d_{1\lambda}^1(\theta) I_i(\theta) = \sum_J c_i^J(\lambda) d_{1\lambda}^J(\theta), \quad (10)$$

where $i = L$ or T , so that the probability amplitude for spin J production is proportional to the coefficient

$$c_i^J(\lambda) = \frac{2J+1}{2} \int d\cos\theta \left[d_{1\lambda}^1(\theta) I_i(\theta) \right] d_{1\lambda}^J(\theta) \quad (11)$$

and so spin J production in longitudinally and transversely polarised states is proportional to $|c_L^J(0)|^2$ and $|c_T^J(1)|^2 + |c_T^J(-1)|^2$ respectively. Clearly if the $I_i(\theta)$ were independent of θ then $J^P = 3^-$ $q\bar{q}$ production would be zero, and pure $J^P = 1^-$ production would occur. The integrals are infrared convergent not only for σ_L , but also for σ_T — we quantify the infrared sensitivity of the predictions below.

In ref. [2] parton-hadron duality was invoked to estimate diffractive ρ electroproduction. The $q\bar{q}$ production cross section, projected into the 1^- channel, was integrated over the mass interval $0.6 < M < 1.05 \text{ GeV}$. We summed over $u\bar{u}$ and $d\bar{d}$ production and multiplied by 0.9 to allow for ω production. We found good agreement with the measurements of $\gamma^*p \rightarrow \rho p$ obtained at HERA [1]. Of course the absolute normalisation of the cross section depends on the choice of mass interval and also on the scale of α_S used to estimate the K factor enhancement coming from higher order contributions (which is evaluated as described in refs. [4, 2]). Thus it is the Q^2 behaviour of the total cross section and, more particularly, of the ratio σ_L/σ_T which offer tests of the model. To the best of our knowledge, this is the first time that the Q^2 behaviour of the ratio σ_L/σ_T has been satisfactorily described.

Now measurements of diffractive electroproduction into higher mass pionic systems are becoming available, for instance $\gamma^* \rightarrow 4\pi$ has been observed in the mass range $1.4 < M < 2 \text{ GeV}$ [1]. Indeed there is evidence of a broad peak for $M \sim 1.6 \text{ GeV}$ in the 4π channel, which may be attributed to a combination of the $\rho'(1450, 1700)$ and $\rho(1690)$ resonances with $J^P = 1^-$ and 3^- respectively. To provide estimates of the QCD expectations for the diffractive production of

these resonances we again invoke parton-hadron duality.² In this case we integrate the $J = 1$ and $J = 3$ projections over the mass interval $1.3 < M < 1.8$ GeV. Again we multiply by 0.9 to project onto the $I = 1$ channel. The results are shown in Figs. 2 and 3 by the curves labelled $\rho'(1^-)$ and $\rho(3^-)$ respectively. We also show the results for ρ meson production for comparison. The gluon of the MRS(R2) set of partons [6] is used.

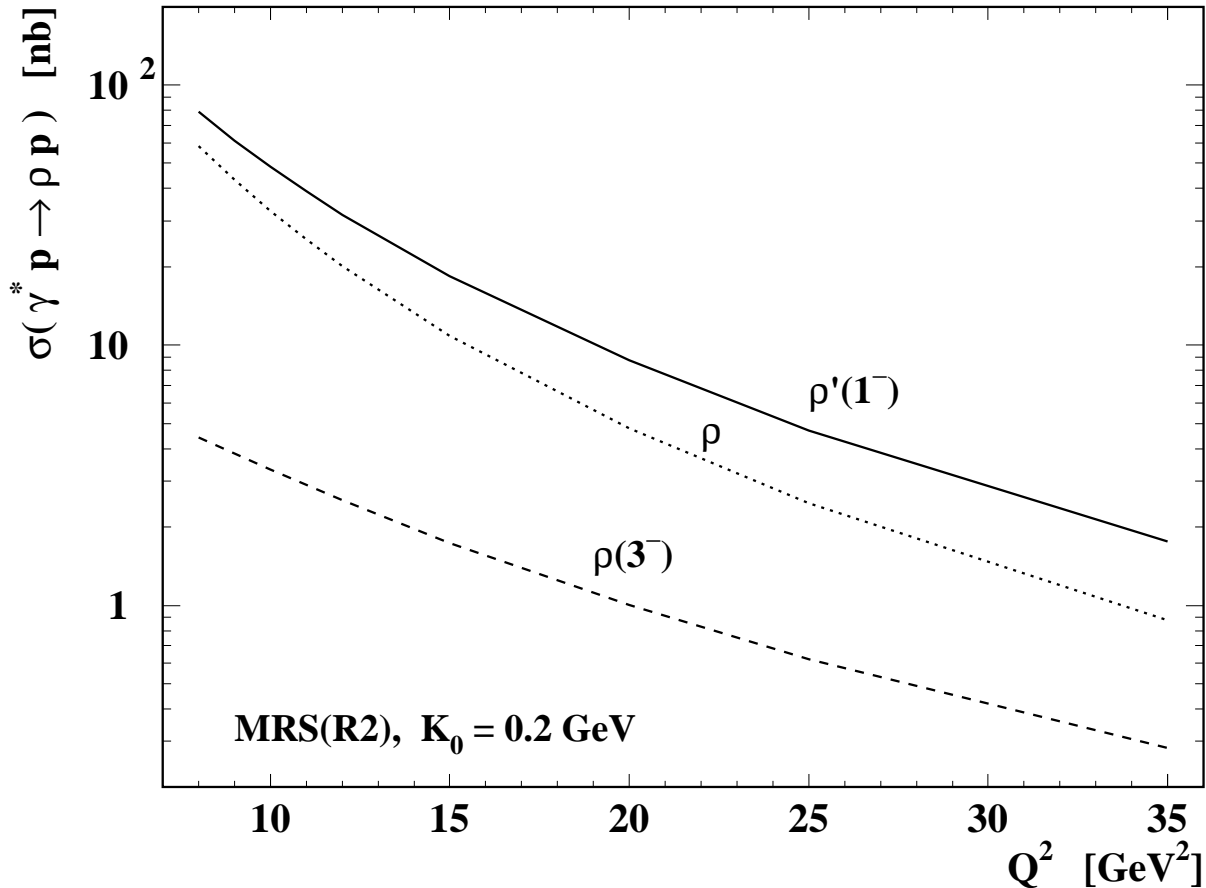


Figure 2: The QCD predictions for the total cross section for diffractive $\rho(1^-, 770 \text{ MeV})$, $\rho'(1^-)$ and $\rho(3^-)$ electroproduction as a function of the photon virtuality Q^2 , where the gluon distribution $g(x, \ell_T^2)$ is evaluated at $x = (Q^2 + M^2)/W^2$ with $W = 83.6 \text{ GeV}$.

How dependent are the predictions on the treatment of the infrared regions of low transverse momenta of the exchanged gluons $\pm \ell_T$ and of the produced quarks $\pm \mathbf{k}_T$? First we note that the results are hardly sensitive to variation of the value of ℓ_0^2 below which we assume that the gluon distribution vanishes linearly in ℓ_T^2 , see (9). For convenience we take $\ell_0^2 = 1.75 \text{ GeV}^2$, but essentially no change occurs for different choices of ℓ_0^2 about this value.

²An alternative approach for ρ' production, which is based on the colour dipole model, can be found in [5].

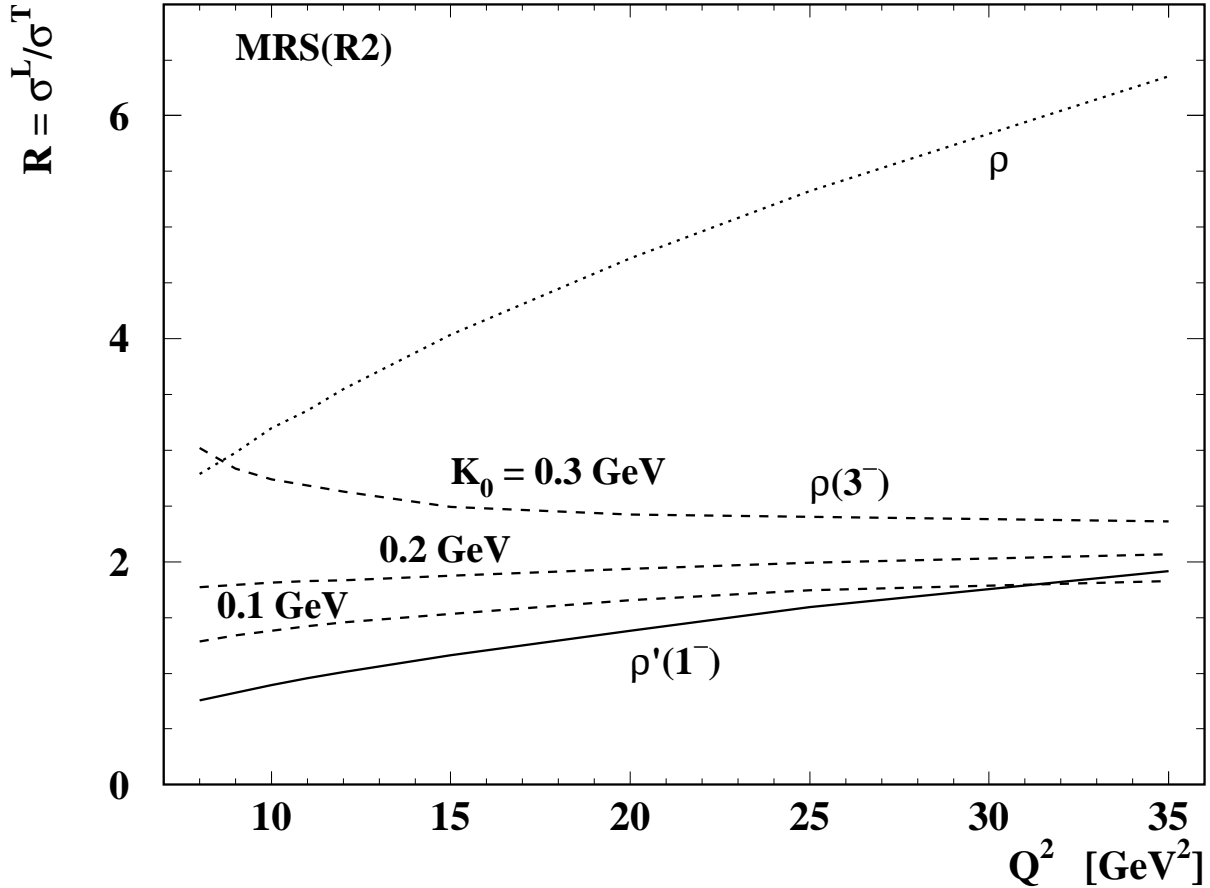


Figure 3: The QCD predictions for $R = \sigma_L/\sigma_T$ as a function of Q^2 for $\rho(1^-, 770 \text{ MeV})$, $\rho'(1^-)$ and $\rho(3^-)$ diffractive electroproduction for $W = 83.6 \text{ GeV}$. For 3^- production we show predictions for three different choices of the infrared cut-off K_0 .

We now come to the integration over the quark transverse momentum k_T , which in (11) has been transformed into an integration over $\cos \theta$. In principle, in pure perturbative QCD we should integrate essentially down to $k_T = 0$. However, confinement eliminates the large distance contribution and hence we impose a cut-off³ $K_0 \sim 1 \text{ fm}^{-1} \simeq 0.2 \text{ GeV}$. The results shown in Figs. 2 and 3 are obtained with $K_0 = 0.2 \text{ GeV}$. That is we cut-off the low $\sin \theta$ contributions from the projection integrals given in eq. (11). The sensitivity to the choice of K_0 is displayed in Table 1, which shows the diffractive electroproduction cross sections obtained by taking first $K_0 = 0.1 \text{ GeV}$ and, second, $K_0 = 0.3 \text{ GeV}$. It is evident from Fig. 3 that the sensitivity to the cut-off becomes less for large Q^2 , since the infrared domain $K^2 < K_0^2$ corresponds to an increasingly smaller part of the region of integration, see (5). By far the biggest uncertainty

³The essential distances in the process are controlled by K , which is related to k_T by eq. (5) [3, 4].

is in the prediction of σ_T for 3^- production. This is to be expected. For σ_L the contribution from the infrared region of small $\sin\theta$ in (11) is suppressed since $d_{10}^1 d_{10}^J \sim \sin^2\theta$ as $\sin\theta \rightarrow 0$ for both $J = 1$ and 3 . However, the suppression factor is absent in σ_T . Now the distortion $I_i(\theta)$ of the $q\bar{q}$ state behaves approximately as $(\sin^2\theta)^{\gamma-1}$ where γ is the anomalous dimension of the gluon, $g(x, K^2) \sim (K^2)^\gamma$. Thus for σ_T the distortion is larger in the region of small $\sin\theta$. We note that the projection onto the higher J state is more sensitive to this region, due to the behaviour of $d_{1,\pm 1}^J$ for small $\sin\theta$. A comparison of the predictions obtained with $K_0 = 0.1$ and 0.3 GeV shows just these trends. σ_L is much more insensitive to variation of K_0 than is σ_T , and 1^- production is less sensitive than 3^- production.

	$\sigma_L(nb)$		$\sigma_T(nb)$	
K_0 (MeV)	100	300	100	300
ρ	25.0	24.8	8.2	7.2
$\rho'(1^-)$	22.8	22.8	26.7	24.0
$\rho(3^-)$	2.2	2.1	1.6	0.8

Table 1: The cross sections $\sigma_{L,T}(\gamma^*p \rightarrow \rho p)$ for diffractive electroproduction of longitudinally and transversely polarised ρ resonances, for $Q^2 = 10$ GeV² for two different choices of the infrared cut-off K_0 of the variable K defined by (5). The ρ cross sections come from integrating $q\bar{q}$ production over the mass interval $0.6 < M < 1.05$ GeV, whereas $\rho'(1^-)$ and $\rho(3^-)$ correspond to integration over the interval $1.3 < M < 1.8$ GeV.

From Fig. 2 and Table 1 we see that $\rho'(1^-)$ diffractive electroproduction is predicted to occur at a comparable rate to ρ production at the lower values of Q^2 shown, but decreases more slowly as Q^2 increases. Fig. 3 shows that the expected values of $R = \sigma_L/\sigma_T$ are smaller for the higher mass states than those for ρ production. The main reason is the presence of the kinematic factor Q^2/M^2 in R . We also see that 3^- production is not insignificant. The $\rho(3^-)$ state is expected to occur at about 0.1 the rate of ρ' production. The cross section $\sigma_L(3^-)$ is much better determined than $\sigma_T(3^-)$; the latter has about a factor of 2 uncertainty.

We conclude that if a sufficient number of diffractive electroproduction events are observed at HERA so as to be able to separate the 1^- and 3^- systems, then these processes will allow new insights of the ‘QCD’ pomeron. However, first we must consider the hadronization of the produced $q\bar{q}$ pair. Recall that in the $\rho(770)$ mass region, phase space restrictions force the $q\bar{q}$ pair to hadronize dominantly into two pions. In the higher mass region the situation is more complicated. From the branching ratios of the resonances listed in the PDG tables [7] we expect that the $q\bar{q}$ state hadronizes into the 4π channel some 70–80% of the time, with about 20% going into 2π . Of course it is not easy to perform a partial wave analysis of the 4π channel to separate out the 3^- component. Fortunately the $\rho(1690)$ has healthy branching ratios into two hadron decay modes; for instance $\text{BR}(\rho^0 \rightarrow \omega\pi^0) = 16\%$ and $\text{BR}(\rho \rightarrow 2\pi) = 24\%$.

It would also be very interesting to observe the diffractive $\gamma^* \rightarrow q\bar{q}$ dissociation into the 2^+ resonant state, that is $\gamma^* \rightarrow f_2(1270)$. Unfortunately the cross section is very small. There

are two main reasons for the suppression. First, the resonance isospin $I = 0$ gives rise to a 1:9 suppression in comparison to $I = 1$ ρ electroproduction, due to the electric charges of the quarks. Second, the $\gamma^*(1^{--}) \rightarrow f_2(2^{++})$ production process occurs via odderon, rather than pomeron, exchange. The odderon amplitude is mainly real and in perturbative QCD is given by 3 gluon exchange, to leading order. Numerical estimates [8] indicate that $|A(\text{odderon})|/|A(P)| \lesssim 0.03$, which agrees well with the limits obtained from the ratio of the real to the imaginary part of the forward scattering amplitude measured in pp and $p\bar{p}$ elastic scattering [9]. So we expect a suppression of $2^+ q\bar{q}$ production of at least $\frac{1}{9}(0.03)^2 \sim 10^{-4}$ in comparison to diffractive ρ production. We thus estimate a $\gamma^* \rightarrow f_2$ cross section will be less than 1 pb at $Q^2 = 10 \text{ GeV}^2$ which will make observation at HERA very difficult.

References

- [1] H1 collaboration: S. Aid *et al.*, *Nucl. Phys.* **B468** (1996) 3;
 ZEUS collaboration: M. Derrick *et al.*, *Phys. Lett.* **B356** (1995) 601;
 ZEUS collaboration, submitted paper pa02-028 to the *XXVIII International Conference on High Energy Physics*, Warsaw, July 1996;
 H1 collaboration: B. Clerbaux *et al.*, DESY report 96-162 (1996).
- [2] A.D. Martin, M.G. Ryskin and T. Teubner, Durham preprint DTP/96/64, hep-ph/9609448, *Phys. Rev.* **D** (in press).
- [3] N.N. Nikolaev and B.G. Zakharov, *Z. Phys.* **C49** (1991) 607; *Phys. Lett.* **B260** (1991) 414; *Z. Phys.* **C53** (1992) 331;
 J. Bartels, H. Lotter and M. Wüsthoff, *Phys. Lett.* **B379** (1996) 239, *erratum-ibid.* **B382** (1996) 449;
 E. Gotsman, E.M. Levin and U. Maor, CBPF-NF-021/96, TAUP-2338-96 and hep-ph/9606280.
- [4] E.M. Levin, A.D. Martin, M.G. Ryskin and T. Teubner, Durham preprint DTP/96/50, hep-ph/9606443, *Z. Phys.* **C** (in press).
- [5] J. Nemchik, N.N. Nikolaev, E. Predazzi and B.G. Zakharov, preprint DFTT 20/96 and hep-ph/9605208.
- [6] A.D. Martin, R.G. Roberts and W.J. Stirling, *Phys. Lett.* **B387** (1996) 419.
- [7] Particle Data Group, *Phys. Rev.* **D54** (1996) 1.
- [8] M.G. Ryskin, *Sov. J. Nuc. Phys.* **46** (1987) 337.
- [9] UA4/2 collaboration: C. Augier *et al.*, *Phys. Lett.* **B316** (1993) 448; *Nuovo Cimento* **107A** (1994) 2093;
 M.M. Block, K. Kang and A.R. White, *Int. J. Mod. Phys.* **A7** (1992) 4449.