

DOE-ER40757-092
 UTEXAS-HEP-97-1
 OITS-622
 OSURN-321

A new signature for gauge mediated supersymmetry breaking

D. A. Dicus^{1,2}, B. Dutta³, and S. Nandi^{1,4}

¹ *Center for Particle Physics, University of Texas, Austin, TX 78712*

² *Department of Physics, University of Texas, Austin, TX 78712*

³ *Institute of Theoretical Science, University of Oregon, Eugene, OR 97403*

⁴ *Department of Physics, Oklahoma State University, Stillwater, OK 74078*

(January, 1997)

(To appear in Phys. Rev. Lett.)

Abstract

In theories with gauge mediated supersymmetry breaking, the scalar tau, ($\tilde{\tau}_1$) is the lightest superpartner for a large range of the parameter space. At the large electron positron collider (LEP 2) this scenario can give rise to events with four τ leptons and large missing energy. Two of the τ 's (coming from the decays of $\tilde{\tau}_1$'s) will have large energy and transverse momentum, and can have similar sign electrical charges. Such events are very different from the usual photonic events that have been widely studied, and could be a very

distinct signal for the discovery of supersymmetry.

PACS numbers: 11.30.Pb 12.60.Jv 14.80.Ly

The necessity of a light Higgs boson at the electroweak scale and the unification of the three Standard Model(SM) gauge couplings provide motivation for supersymmetric (SUSY) theories. However, the mechanism of supersymmetry breaking, and how it is communicated to the observable sector remains an intriguing problem. In most of the existing works, it is assumed that the supersymmetry is broken in a hidden sector at a scale of $\sim 10^{11}$ GeV, and is communicated to the observable sector by gravitational interactions. Over the last decade the phenomenology of such supergravity theories has been extensively studied for colliders as well as for processes involving rare decays. A significant amount of flavor violation, both in the quark as well as the lepton sector, is expected in this class of theories. Recently, another class of models [1] has become popular in which supersymmetry is broken in a hidden sector at a scale 10^5 GeV, and is conveyed to the observable sector by the Standard Model gauge interactions. In these models the flavor violations at low energies are naturally small, since the flavor symmetric soft terms are introduced at a much lower scale than in the usual supergravity theories. These theories also have fewer parameters than the usual supergravity theories, and thus are somewhat more predictive. The most distinctive feature is that the gravitino is the lightest supersymmetric particle(LSP), and all superpartners must ultimately decay to it.

Another interesting aspect of a gauge mediated supersymmetry breaking (GMSB) models is that the next to lightest supersymmetric particle (NLSP) can be either the lightest neutralino (χ_0) or the lighter tau slepton ($\tilde{\tau}_1$). The phenomenology for the case when χ_0 is the NLSP has been extensively studied over the last six months [2–9]. This scenario could give rise to events like the one event of $ee\gamma\gamma + \text{missing energy}$ [2] observed by the CDF collaboration [10] at the Fermilab Tevatron. However, there is a wide region of parameter space of this model where the $\tilde{\tau}_1$ is the NLSP, and, in that case, the phenomenology becomes very different. In this letter, we consider a scenario in which the signal for supersymmetry is very distinct, not present in the SM, and could lead to the discovery of supersymmetry at LEP2. This is the case in which $\tilde{\tau}_1$ is the NLSP, χ_0 is the next to NLSP (NNLSP), and the mass of the χ_0 is not much larger than that of $\tilde{\tau}_1$. There is a wide region of parameter space

in which this scenario holds, and also the χ_0 is light enough to be pair produced at LEP2. Each χ_0 then decays to a τ lepton and a $\tilde{\tau}_1$, with $\tilde{\tau}_1$ decaying to a τ and a gravitino (\tilde{G}). This gives rise to a final state with four τ leptons plus the missing energy of the undetected gravitinos. One pair of τ leptons (coming from the decay of the $\tilde{\tau}_1$'s) will have significantly larger energy and transverse momentum than the other two and can have same sign electric charge due to the Majorana nature of the χ_0 's. Such events have no SM background, and the observation of few of these events at LEP2 would signal the discovery of supersymmetry.

We now discuss the parameter space for the GMSB models and the relevant region for our scenario. These parameters are $M, \Lambda, n, \tan \beta, \mu$ and B . M is the messenger scale. In the minimal model of GMSB, messenger sector is just a single flavor of $5 + \bar{5}$ of $SU(5)$, and $M = \lambda < s >$, where $< s >$ is the VEV of the scalar component of the hidden sector superfields, and λ is the Yukawa coupling. The parameter Λ is equal to $< F_s > / < s >$, where $< F_s >$ is the VEV of the auxiliary component of s . F_s can be $\sim F$ [11], where F is the intrinsic SUSY breaking scale. In GMSB models, Λ is taken around 100 TeV, so that the colored superpartners have masses around a TeV or less. The parameter n is fixed by the choice for the messenger sector. The messenger sector representations should be vector like (for example, $5 + \bar{5}$ of $SU(5)$, $10 + \bar{10}$ of $SU(5)$ or $16 + \bar{16}$ of $SO(10)$) so that their masses are well above the electroweak scale. They are also chosen to transform as a GUT multiplet in order not to affect the gauge coupling unification in MSSM. This restricts $n(5 + \bar{5}) \leq 4$, $n(10 + \bar{10}) \leq 1$ in $SU(5)$, and $n(16 + \bar{16}) \leq 1$ in $SO(10)$ GUT for the messenger sector (one $n_{10} + n_{\bar{10}}$ pair corresponds to $n(5 + \bar{5})=3$). The parameter $\tan \beta$ is the usual ratio of the up (H_u) and down (H_d) type Higgs VEVs. The parameter μ is the coefficient in the bilinear term, $\mu H_u H_d$ in the superpotential, while the parameter B is defined to be the coefficient in the bilinear term, $B \mu H_u H_d$ in the potential. In general, μ and B depend on the details of the SUSY breaking in the hidden sector. We demand that the electroweak symmetry is broken radiatively. This determines μ^2 and B in terms of the other parameters of the theory. Thus, we are left with five independent parameters, $M, \Lambda, n, \tan \beta$ and $\text{sign}(\mu)$. The soft SUSY breaking gaugino and the scalar masses at the messenger scale M are given by

[1,12]

$$\tilde{M}_i(M) = n g \left(\frac{\Lambda}{M} \right) \frac{\alpha_i(M)}{4\pi} \Lambda. \quad (1)$$

and

$$\tilde{m}^2(M) = 2(n) f \left(\frac{\Lambda}{M} \right) \sum_{i=1}^3 k_i C_i \left(\frac{\alpha_i(M)}{4\pi} \right)^2 \Lambda^2. \quad (2)$$

where α_i , $i = 1, 2, 3$ are the three SM gauge couplings and $k_i = 1, 1, 3/5$ for SU(3), SU(2), and U(1), respectively. The C_i are zero for gauge singlets, and $4/3$, $3/4$, and $(Y/2)^2$ for the fundamental representations of SU(3) and SU(2) and $U(1)_Y$ respectively (with Y defined by $Q = I_3 + Y/2$). Here n corresponds to $n(5 + \bar{5})$. $g(x)$ and $f(x)$ are messenger scale threshold functions with $x = \Lambda/M$.

We have calculated the SUSY mass spectrum using the appropriate RGE equations [13] with the boundary conditions given by equation (1) and (2), and varying the free parameters $M, \Lambda, n, \tan \beta$ and $\text{sign}(\mu)$. Although in principle the messenger scale is arbitrary (with $M/\Lambda > 1$), in our analysis we have restricted $1 < M/\Lambda < 10^4$. We choose $\Lambda \sim 100$ TeV. For the messenger sector, we choose $5 + \bar{5}$ of SU(5), and varied $n(5 + \bar{5})$ from 1 to 2. In addition to the current experimental bounds on the superpartner masses, the rate for $b \rightarrow s\gamma$ decay puts useful constraints on the parameter space [6,7,14]. In fact this rules out positive sign of μ (depending on the convention, in this case we are using ref. [14]) almost completely. For negative μ , low M/Λ ratios are ruled out for the lower values for Λ (for example, for $\tan \beta = 3$ and $n = 1$, for $M/\Lambda=1.1$, Λ values up to 73 GeV, which corresponds to a neutralino mass of 117 GeV, are ruled out; for $M/\Lambda=4$, Λ values up to 67 GeV and neutralino masses up to 90 GeV are ruled out). It is found that [6,8] for $n = 1$ and low values $\tan \beta$ ($\tan \beta \leq 25$), the lightest neutralino χ_0 is the NLSP for $M/\Lambda > 1$. As $\tan \beta$ increases, $\tilde{\tau}_1$ becomes the NLSP for most of the parameter space with lower values of Λ . For $n \geq 2$, $\tilde{\tau}_1$ is the NLSP even for the low values of $\tan \beta$ (for example, $\tan \beta \gtrsim 2$), and for $n \geq 3$, $\tilde{\tau}_1$ is again naturally the NLSP for most of the parameter space. We observe that for a large region of parameter space, we obtain the mass spectrum for the scenario we are interested in, namely $\tilde{\tau}_1$ is the

NLSP, χ_0 is the NNLSP with both the particles being accessible in the LEP2 energies. In addition, we find the lighter electron mass, \tilde{e}_1 to be small enough to give rise to significant production cross section for the χ_0 pair at LEP2 energies. For example, in Table 1, we give five sets of spectrum which we use for detail calculations.

We are now ready to discuss the pair production of the lightest neutralino χ_0 , the decay of the each neutralino to a τ and a scalar $\tilde{\tau}_1$, and the subsequent decay of $\tilde{\tau}_1$ to a τ and a gravitino. This leads to 4 τ final states with the missing energy carried away by the two unobserved gravitinos. In electron positron collisions, neutralino pair production comes from the s-channel Z^0 exchange and t and u channel \tilde{e}_L and \tilde{e}_R exchanges [15]. In our case, the lightest scalar electron state is essentially \tilde{e}_R , the exchange of which is responsible for over 95% of the cross sections.

The total cross-sections for the five cases of Table 1 are given in Table 2 for three LEP2 energies, $\sqrt{s}=172, 182$ and 194 GeV (For scenario 2, χ_0 is too heavy to be pair produced at $\sqrt{s}=172$ GeV). Each of the produced χ_0 will decay via the electroweak interaction to τ and $\tilde{\tau}_1$ with essentially a 100% branching ratios. (The only other decay mode to a photon and a gravitino is gravitational and hence negligible). Each of the $\tilde{\tau}$'s then decays to its only allowed decay mode, a τ and a gravitino. Thus, from χ_0 pair production, we obtain final states with four τ 's and two gravitinos. The decay, $\tilde{\tau}_1 \rightarrow \tau \tilde{G}$ is fast enough so that it takes place inside the detector. Thus, four τ leptons plus an average missing energy of more than 1/3 of the total beam energy will be a very distinct signal for supersymmetry. Such events have no SM background. (If \sqrt{F} is much larger than a few 1000 TeV [16], then $\tilde{\tau}_1$ will decay outside the detector. In that case the signal will be 2 τ leptons and two heavy charged particles in the final states.)

We now discuss the expected number of events and their detailed characteristic signals at LEP energies for the five scenarios considered in Tables 1 and 2. To avoid the beam direction, we use the angular cut, $|\cos\theta| \leq 0.9$. One or more τ may be lost in this angular cone. In Table 2, we give the percentage of 4 τ , 3 τ , and 2 τ events satisfying this angular cut. For example, in scenario 5 at $\sqrt{s}=172$ GeV, 69% of the events will have 4 τ , 27% will

be 3τ and 4% , 2τ 's. This corresponds to about 23 events with 4τ leptons for a luminosity of 100 pb^{-1} . At $\sqrt{s} = 194\text{ GeV}$, with a luminosity of 250 pb^{-1} , the corresponding number of events is about 23 for the scenario 1 and about 91 for scenario 5. The angular distribution of the most energetic τ , the second most energetic τ is shown in Fig. 1 for scenario 5 at 172 GeV . Fig. 1 shows that the angular distributions are approximately isotropic. Same is true for the other cases. Thus, the percentages for the 4τ , 3τ and 2τ states with different angular cuts can be easily estimated. The average missing energies due to the two unobserved gravitino's and zero or more unobserved τ are also given in Table 2. For example, at $\sqrt{s} = 172\text{ GeV}$ and for scenario 5, the average missing energy for the 4τ events is 77.1 GeV . Note that average missing energy fraction is somewhat larger than $1/3$. This is because the massive $\tilde{\tau}_1$ scalar carries more than half of the energy of the χ_0 so that each of the gravitinos carry somewhat more than the $1/6$ of the total energy.

Other interesting features of the 4τ events are the energy and P_T distributions. Just as the gravitinos have more than their share of the energy, the τ 's coming from the $\tilde{\tau}_1$ decay will have larger energy and P_T than those coming from the χ_0 decay. This is shown in Fig. 2, again for scenario 5 at 172 GeV . Since the neutralinos are Majorana particles, they decay equally to a τ^+ or a τ^- . Thus the two most energetic τ have the same probability of having the same sign of the electric charge as of having opposite sign. Out of the six possible pairs of τ 's, one pair will have significantly higher P_T than the other pairs (here, we define the P_T of a pair to be the sum of the magnitudes of the two individual p_T defined relative to the beam axis). This is clearly reflected in the P_T distributions shown in Fig. 3, where the dotted curve represents the P_T distributions of the pairs having maximum P_T , solid curve corresponds to the pair having the next to maximum P_T and so on. These distributions are again for scenario 5 at 172 GeV . The corresponding distributions for the other scenarios and beam energies are very similar. Such well separated P_T distributions of the pairs can easily be tested with the accumulation of enough events and will be an interesting detailed signature of GMSB. If the SUSY signal is observed in the 4τ mode, then the 3τ and the 2τ events could be studied to extract detailed information.

In the Standard Model four τ events with no missing energy can be produced from the pair production of Z^0 and the subsequent decay of each Z^0 to a $\tau^+\tau^-$ pair. However, such an event will have no missing energy, and the rate is small due to the small branching ratio for $Z^0 \rightarrow \tau^+\tau^-$ ($\sigma.B^2 \approx 10^{-3}pb$). Another possible source of 4 τ background is $e^+e^- \rightarrow \gamma^*Z^0$, with Z^0 decaying into $\tau^+\tau^-$ and γ^* converting to $\tau^+\tau^-$. We have estimated the cross section for this reaction to be $0.10 pb$ at the energies considered here, so again $\sigma.B$ is very small $\approx 10^{-3}pb$. We expect the similar reaction with two virtual photons to be small also. A SM process with 4 τ and nonzero missing energy is $e^+e^- \rightarrow e^+e^-\gamma\gamma \rightarrow e^+e^-4\tau$ where the final e^+e^- are close to the beam direction. We have estimated the size of this process by inserting the cross section for $\gamma\gamma \rightarrow 4$ leptons given by Serbo [17] into an expression using the effective photon approximation [18]. We find the cross section to be $\sim 6 \times 10^{-3}pb$. Thus, if our 4 τ signal is big enough to be seen at LEP, there is no significant Standard Model background.

If one of the τ 's is lost in the beam pipe, then Z^0Z^0 or $Z^0\gamma^*$ production will give rise to a background for 3 τ with missing energy. The 2τ final states also have a significant background (comparable to the signal) from W pair production and the subsequent decay of the W to τ . Two τ plus missing energy in the final states can also appear from the scalar τ production and their subsequent decays into τ and gravitino [19].

A detailed distribution of the decay products of the τ s in the final state will be studied elsewhere [19]. Here we will only note that, with the existing experimental technology it is very hard to study the P_T distribution of the individual τ 's or the pair of τ 's, since each τ can decay into various decay products e.g. leptons, mesons and missing energy (neutrinos). However 4 τ plus missing energy is a spectacular signature, which can be detected without knowing the details of the decay products.

It is also interesting to note the effect of polarized beams. It is a characteristic of the gauge mediated models that the righthanded selectron mass is different from the left handed selectron mass (in gravity mediated models the left and right handed selectron masses are originated from the same universal mass terms at the GUT scale). Consequently a polarized e^+e^- collider can distinguish the gauge mediated model from the gravity mediated one. For

example, the 4τ plus missing energy signal discussed in this paper will be much bigger for an electron beam with right handed polarization than for a beam with left handed polarization [19].

We have been somewhat conservative in choosing our scenarios (1 to 5). For example we restricted ourselves to the parameter space for which $m_{\tilde{\tau}_1} \gtrsim 65$ GeV. The current experimental bound allows much smaller values of $m_{\tilde{\tau}_1}$ (there is no new bound on this mass from LEP2 yet [20]). A considerable region of allowed parameter space yields lower values of $m_{\tilde{\tau}_1}$, m_{χ_0} and $m_{\tilde{e}_R}$ and our 4τ signal will be larger for these cases. Our general comments about the angular distribution of the τ , the missing energy, and the energy and P_T distributions of the τ will be unchanged. On the theoretical side, if the messenger sector is strongly coupled so that the colored gauginos get direct masses from non-perturbative dynamics, then the scalar $\tilde{\tau}_1$ will be the lightest NLSP over a much larger region of parameter space.

We are very grateful to David Strom of OPAL collaboration for many discussions, specially on the experimental prospects of observing 4τ plus missing energy signals at LEP2. We also like to thank K. S. Babu, N. G. Deshpande and X. Tata for valuable discussions. This work was supported in part by the US Department of Energy Grants No. DE-FG013-93ER40757, DE-FG02-94ER40852, and DE-FG03-96ER-40969.

REFERENCES

- [1] M. Dine and A. Nelson, Phys. Rev. **D47**, 1277 (1993); M. Dine, A. Nelson and Y. Shirman, Phys. Rev. **D51**, 1362 (1995); M. Dine, A. Nelson, Y. Nir and Y. Shirman, Phys. Rev. **D53**, 2658 (1996); M. Dine, Y. Nir and Y. Shirman, preprint SCIPP-96-30, hep-ph/9607397.
- [2] Dimopoulos, M. Dine, S. Raby and S. Thomas, Phys. Rev. Lett. **76**, 3494 (1996); S. Ambrosanio, G. L. Kane, G. D. Kribs, S. P. Martin and S. Mrenna, Phys. Rev. Lett. **76**, 3498 (1996);
- [3] D. R. Stump, M. Wiest and C.P. Yuan, Phys. Rev. **D54**, 1936, (1996).
- [4] K.S. Babu, C. Kolda and F. Wilczek, Phys. Rev. Lett. **77**, 3070, (1996).
- [5] S. Ambrosanio, G. L. Kane, G. D. Kribs, S. P. Martin and S. Mrenna, Phys. Rev. **D54**, 5395, (1996); hep-ph/9607414.
- [6] S. Dimopoulos, S. Thomas and J.D. Wells, hep-ph/9609434.
- [7] H. Baer, M. Brhlik, C.-H. Chen and X. Tata, hep-ph/9610358.
- [8] J. Bagger, D. Pierce, K. Matchev and R.-J.Zhang, hep-ph/960944.
- [9] A. Riotto, O. Tornkvist and R.N. Mohapatra, Phys. Lett. **B 388**, 599, (1996).
- [10] S. Park, representing the CDF collaboration, “Search for New Phenomena in CDF,” in *10th Topical Workshop on Proton-Antiproton Collider Physics*, ed. by R. Raja and J. Yoh (AIP Press, New York, 1995), report FERMILAB-CONF-95/155-E.
- [11] K. Intriligator and S. Thomas, hep-ph/9603158.
- [12] S. Dimopoulos, G.F. Giudice and A. Pomarol, preprint CERN-TH/96-171, hep-ph/9607225; S. P. Martin, hep-ph/9608224.
- [13] V. Barger, M. Berger, P. Ohmann, and R. J. N. Phillips, Phys. Rev. **D51**, 2438 (1995),

and references therein.

[14] N. G. Deshpande, B. Dutta and S. Oh, hep-ph/9607397.

[15] for example, H. E. Haber, G.L. Kane, Phys. Rept. **117**, 75,(1985); A. Bartl, H. Fraas and W. Majerotto, Nucl. Phys. **B278**, 1, (1986).

[16] For example, see Dimopoulos et. al. in Ref. 2.

[17] V. G. Serbo, JETP Letters **12** ,39 (1970).

[18] See, for example, S. J. Brodsky, T. Kinoshita and H. Terazawa, Phys. Rev. **D4**, 1532 (1971).

[19] D. A. Dicus, B. Dutta and S. Nandi, work in progress.

[20] The OPAL collaboration, CERN-PPE/96-182.

TABLE CAPTIONS

Table 1 : Mass spectrum for the superpartners in the scenarios 1 to 5. (1st and 2nd generation superpartner masses are almost same).

Table 2 : For each scenario and beam energy the first line represents the total cross section for neutralino pair production, the 2nd and 3rd lines represent the branching ratios of 4τ , 3τ and 2τ final states from the cut on $\cos\theta$, and the 4th line represents the average missing energy associated with 4τ , 3τ and 2τ final states.

FIGURE CAPTIONS

Fig. 1 : The angular distribution of the most energetic τ (dashed line) and the second most energetic τ (solid line). The third and fourth τ have distributions that are almost identical to the first and second. Note these curves are very flat - the distribution is almost isotropic.

Fig. 2 : The distribution with energy of the most energetic τ (dashed line), second most energetic (solid line), third most energetic (dashed-dotted), and fourth most energetic (thick gray).

Fig. 3 : The P_T distribution of pairs of τ 's where P_T is defined as $p_{iT} + p_{jT}$ where p_{iT} is the magnitude of p_T of particle i ($i=1,4$) relative to the beam axis.

Table 1

	Scenario 1	Scenario 2	Scenario 3	Scenario 4	Scenario 5
masses (GeV)	$\Lambda = 63.7 \text{ TeV},$ $n=1, M = 4\Lambda$ $\tan \beta=31.5$	$\Lambda = 33 \text{ TeV},$ $n=2, M = 20\Lambda$ $\tan \beta=20$	$\Lambda = 60 \text{ TeV},$ $n=1, M = 10\Lambda$ $\tan \beta=31.5$	$\Lambda = 59.7 \text{ TeV},$ $n=1, M = 10\Lambda$ $\tan \beta=28.5$	$\Lambda = 28 \text{ TeV},$ $n=2, M = 40\Lambda$ $\tan \beta=18$
m_h	121	117	120	120	114
m_{H^\pm}	366	318	356	364	278
m_A	357	308	347	355	266
m_{χ^0}	85	87	80	80	72
m_{χ^1}	158	156	149	148	128
m_{χ^2}	350	286	345	343	249
m_{χ^3}	364	309	358	356	275
m_{χ^\pm}	157,367	155,312	149,361	127,277	158,367
$m_{\tilde{\tau}_{1,2}}$	74,249	73,192	65,240	74,236	65,167
$m_{\tilde{e}_{1,2}}$	120,236	96,184	116,225	115,224	85,159
$m_{\tilde{t}_{1,2}}$	664,727	515,588	607,673	605,672	432,505
$m_{\tilde{b}_{1,2}}$	698,740	558,586	641,686	643,683	472,497
$m_{\tilde{u}_{1,2}}$	737,765	580,601	683,710	679,709	490,508
$m_{\tilde{d}_{1,2}}$	735,769	580,606	681,715	678,711	490,514
$m_{\tilde{g}}$	565	587	533	530	498
μ	-343	-278	-337	-336	-240

Table 2

scenarios	$\sqrt{s}=172$ GeV	$\sqrt{s}=182$ GeV	$\sqrt{s}=194$ GeV
1	$\sigma=4.75 \times 10^{-3}$ pb 66.2% (4τ),28.8%(3τ), 4.77% (2τ) 76 (4τ),99 (3τ),124 (2τ) (missing energy in GeV)	5.91×10^{-2} pb 66.5% ,28.6%, 4.53% 80 ,105 ,130	0.14 pb 67.4% ,27.8%, 4.41% 85,112,139
2		6.79×10^{-2} pb 66.7% ,28.4%, 4.47% 78 ,104 ,130	0.18 pb 68.0% ,27.4%, 4.24% 83,110,138
3	6.84×10^{-2} pb 66.7% ,28.5%, 4.48% 71,95.9,120	0.14 pb 67.5% ,27.8%, 4.49% 75,101,129	0.23 pb 68.3% ,27.4%, 4.09% 80,108,137
4	8.62×10^{-2} pb 66.9% ,28.2%, 4.56% 81,103,127	0.16 pb 67.7% ,27.7%, 4.27% 86,109,133	0.25 pb 68.8% ,26.7%, 4.18% 90,116 ,143
5	0.33 pb 69.0% ,26.7%, 4.08% 77,100 ,124	0.43 pb 69.8% ,26.0%, 4.02% 81,106,132	0.52 pb 70.7% ,25.2%, 3.81% 87,114,141

FIGURES

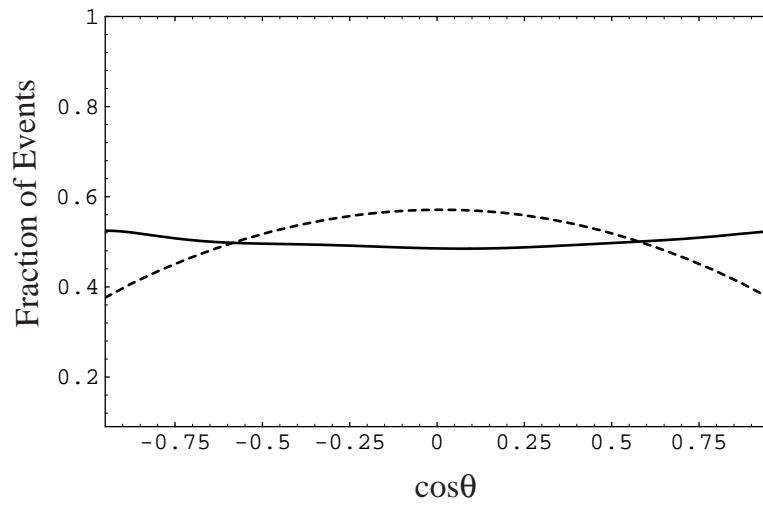


Fig. 1

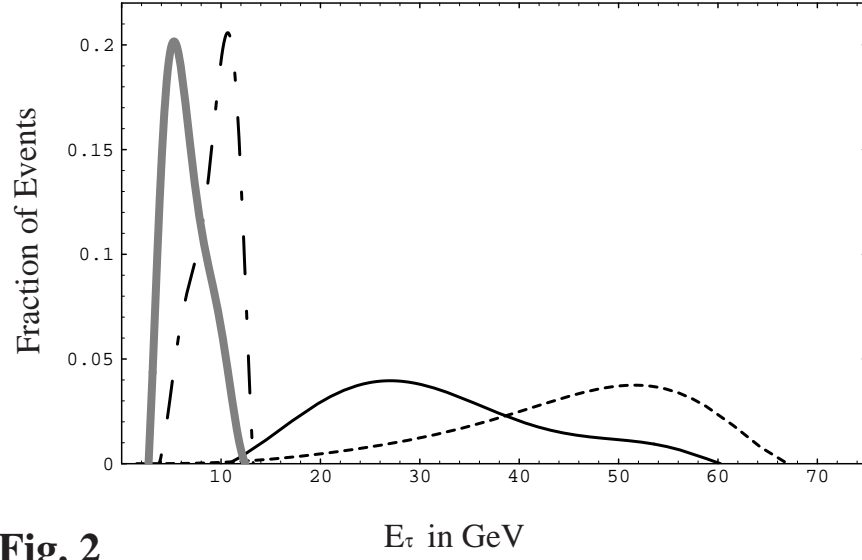


Fig. 2

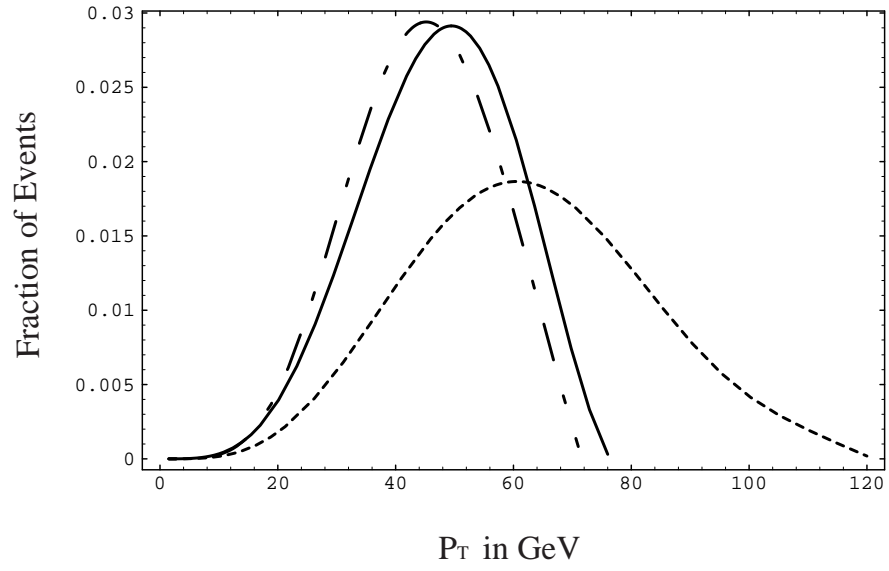


Fig. 3