

TUM-HEP-259/96
 MPI-PhT/96-111
 hep-ph/9610461
 October 1996

FLAVOUR CHANGING NEUTRAL CURRENT PROCESSES[†]

Andrzej J. Buras

*Technische Universität München, Physik Department
 D-85748 Garching, Germany*

*Max-Planck-Institut für Physik
 – Werner-Heisenberg-Institut –
 Föhringer Ring 6, D-80805 München, Germany*

Abstract

We review the status of the flavour-changing neutral-current processes (FCNC). In particular we discuss: i) Main targets of the field, ii) The theoretical framework for FCNC, iii) Standard analysis of the unitarity triangle, iv) ε'/ε , v) Radiative, rare and CP-violating decays, vi) CP-asymmetries in B-decays, vii) Comparison of the potentials of $K \rightarrow \pi\nu\bar{\nu}$ and CP-B asymmetries, viii) Some aspects of the physics beyond the Standard Model.

[†]Plenary Talk given at the 28th International Conference on High Energy Physics, Warsaw, Poland, 25-31 July 1996, to appear in the proceedings.

Supported by the German Bundesministerium für Bildung und Forschung under contract 06 TM 743 and DFG Project Li 519/2-1.

FLAVOUR CHANGING NEUTRAL CURRENT PROCESSES

Andrzej J. Buras

*Technische Universität München, Physik Department
D-85748 Garching, Germany*

*Max-Planck-Institut für Physik
– Werner-Heisenberg-Institut –
Föhringer Ring 6, D-80805 München, Germany*

We review the status of the flavour-changing neutral-current processes (FCNC). In particular we discuss: i) Main targets of the field, ii) The theoretical framework for FCNC, iii) Standard analysis of the unitarity triangle, iv) ε'/ε , v) Radiative, rare and CP-violating decays, vi) CP-asymmetries in B-decays, vii) Comparison of the potentials of $K \rightarrow \pi\nu\bar{\nu}$ and CP-B asymmetries, viii) Some aspects of the physics beyond the Standard Model.

1 Introduction

The flavour-changing neutral-current processes (FCNC) such as particle-antiparticle mixing, certain rare and radiative meson decays and CP-violating decays have played an important role in the construction of the standard model. In this model they are governed by the Glashow-Iliopoulos-Maiani (GIM) mechanism¹ which assures a natural suppression of these processes, the fact observed experimentally. As a consequence of this mechanism, there are no FCNC processes at the tree level and the leading contributions result from the one-loop diagrams: the penguin and the box diagrams (fig. 1). The latter fact makes FCNC processes a very efficient tool for the determination of certain parameters of the Cabibbo-Kobayashi-Maskawa matrix^{2,3}, in particular the top-quark couplings $|V_{td}|$ and $|V_{ts}|$ and the CP-violating phases. Simultaneously FCNC are sensitive to contributions from physics beyond the standard model.

At present there are only a few FCNC transitions which have been observed experimentally. These are:

- $K^0 - \bar{K}^0$ mixing, the related $K_L - K_S$ mass difference and the indirect CP violation in $K_L \rightarrow \pi\pi$ represented by the parameter ε_K .
- $B_d^0 - \bar{B}_d^0$ mixing and the related mass difference $(\Delta M)_d$.
- $K_L \rightarrow \mu\bar{\mu}$.
- $B \rightarrow X_s\gamma$ and $B \rightarrow K^*\gamma$.

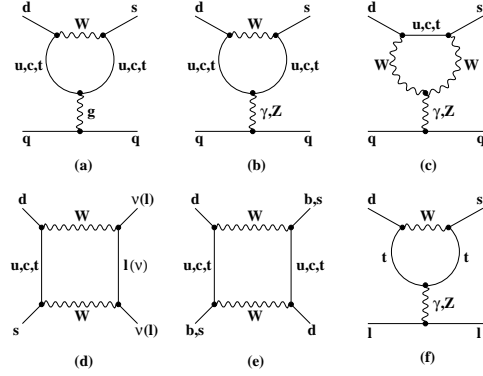


Figure 1: Typical Penguin and Box Diagrams.

There are also controversial experimental results on the direct CP violation in $K_L \rightarrow \pi\pi$ represented by the ratio ε'/ε to which we will return below. For the remaining FCNC transitions only upper bounds exist which in many cases are still several orders of magnitude above the standard model expectations. Moreover the very sparse experimental information on CP violation leaves the issue of this important phenomenon completely open. This situation should change considerably during the next ten years due to forthcoming experiments at e^+e^- B-factories, HERA-B, dedicated K-physics experiments at CERN, BNL, KEK and DAΦNE, and efforts at hadron colliders such as TEVATRON and LHC.

The purpose of this review is to summarize the present status of the FCNC processes and to provide an outlook for future developments.

Section 2 gives a "Grand View" of the field,

discussing its most important targets, recalling the CKM matrix and the unitarity triangle and presenting briefly the theoretical framework. Section 3 discusses the by now standard analysis of the unitarity triangle (UT). Section 4 summarizes the present status of ε'/ε . Section 5 summarizes the present status of radiative and rare B-decays. Section 6 summarizes the present status of rare K-decays. Section 7 summarizes the present status of CP asymmetries in B-decays. Section 8 begins with a classification of K- and B-decays from the point of view of theoretical cleanliness. Subsequently the potentials of CP asymmetries in B-decays and of the very clean decays $K^+ \rightarrow \pi^+ \nu \bar{\nu}$ and $K_L \rightarrow \pi^0 \nu \bar{\nu}$ in determining the parameters of the CKM matrix are compared. Section 9 offers a brief look beyond the Standard Model. Section 10 gives a short summary and an outlook. Except for sections 5,7 and 10 there is a considerable overlap between this review and another review⁴.

2 Grand View

2.1 Main Targets of FCNC Processes

These are:

- The parameters of the CKM matrix. In particular: the parameters η , ϱ and the elements $|V_{td}|$ and $|V_{ts}|$,
- CP violation in the Standard Model,
- Physics beyond the Standard Model such as supersymmetry, left-right symmetry, charged higgs scalars, leptoquarks, lepton number violations etc.,

2.2 The CKM Matrix and the Unitarity Triangle

An important target of particle physics is the determination of the unitary 3×3 Cabibbo-Kobayashi-Maskawa matrix^{2,3} which parametrizes the charged current interactions of quarks:

$$J_\mu^{cc} = (\bar{u}, \bar{c}, \bar{t})_L \gamma_\mu \begin{pmatrix} V_{ud} & V_{us} & V_{ub} \\ V_{cd} & V_{cs} & V_{cb} \\ V_{td} & V_{ts} & V_{tb} \end{pmatrix} \begin{pmatrix} d \\ s \\ b \end{pmatrix}_L \quad (1)$$

The CP violation in the standard model is supposed to arise from a single phase in this matrix. It is customary these days to express the CKM-matrix in terms of four Wolfenstein parameters⁵

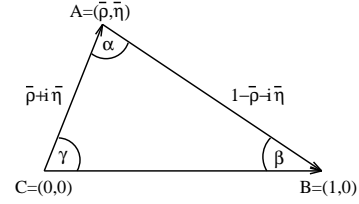


Figure 2: Unitarity Triangle.

$(\lambda, A, \varrho, \eta)$ with $\lambda = |V_{us}| = 0.22$ playing the role of an expansion parameter and η representing the CP violating phase:

$$V_{CKM} = \begin{pmatrix} 1 - \frac{\lambda^2}{2} & \lambda & A\lambda^3(\varrho - i\eta) \\ -\lambda & 1 - \frac{\lambda^2}{2} & A\lambda^2 \\ A\lambda^3(1 - \varrho - i\eta) & -A\lambda^2 & 1 \end{pmatrix} + O(\lambda^4) \quad (2)$$

Because of the smallness of λ and the fact that for each element the expansion parameter is actually λ^2 , it is sufficient to keep only the first few terms in this expansion.

Following⁶ one can define the parameters $(\lambda, A, \varrho, \eta)$ through

$$s_{12} \equiv \lambda \quad s_{23} \equiv A\lambda^2 \quad s_{13}e^{-i\delta} \equiv A\lambda^3(\varrho - i\eta) \quad (3)$$

where s_{ij} and δ enter the standard exact parametrization⁷ of the CKM matrix. This specifies the higher orders terms in (2).

The definition of $(\lambda, A, \varrho, \eta)$ given in (3) is useful because it allows to improve the accuracy of the original Wolfenstein parametrization in an elegant manner. In particular

$$V_{us} = \lambda \quad V_{cb} = A\lambda^2 \quad (4)$$

$$V_{ub} = A\lambda^3(\varrho - i\eta) \quad V_{td} = A\lambda^3(1 - \bar{\varrho} - i\bar{\eta}) \quad (5)$$

where

$$\bar{\varrho} = \varrho(1 - \frac{\lambda^2}{2}) \quad \bar{\eta} = \eta(1 - \frac{\lambda^2}{2}) \quad (6)$$

turn out⁶ to be excellent approximations to the exact expressions.

A useful geometrical representation of the CKM matrix is the unitarity triangle obtained by using the unitarity relation

$$V_{ud}V_{ub}^* + V_{cd}V_{cb}^* + V_{td}V_{tb}^* = 0, \quad (7)$$

rescaling it by $|V_{cd}V_{cb}^*| = A\lambda^3$ and depicting the result in the complex $(\bar{\rho}, \bar{\eta})$ plane as shown in fig. 2. The lengths CB, CA and BA are equal respectively to 1,

$$\begin{aligned} R_b &\equiv \sqrt{\bar{\rho}^2 + \bar{\eta}^2} = (1 - \frac{\lambda^2}{2}) \frac{1}{\lambda} \left| \frac{V_{ub}}{V_{cb}} \right| \\ R_t &\equiv \sqrt{(1 - \bar{\rho})^2 + \bar{\eta}^2} = \frac{1}{\lambda} \left| \frac{V_{td}}{V_{cb}} \right|. \end{aligned} \quad (8)$$

The triangle in fig. 2, $|V_{us}|$ and $|V_{cb}|$ give the full description of the CKM matrix. Looking at the expressions for R_b and R_t we observe that within the standard model the measurements of four CP *conserving* decays sensitive to $|V_{us}|$, $|V_{cb}|$, $|V_{ub}|$ and $|V_{td}|$ can tell us whether CP violation ($\eta \neq 0$) is predicted in the standard model. This is a very remarkable property of the Kobayashi-Maskawa picture of CP violation: quark mixing and CP violation are closely related to each other.

There is of course the very important question whether the KM picture of CP violation is correct and more generally whether the standard model offers a correct description of weak decays of hadrons. In order to answer these important questions it is essential to calculate as many branching ratios as possible, measure them experimentally and check if they all can be described by the same set of the parameters $(\lambda, A, \varrho, \eta)$. In the language of the unitarity triangle this means that the various curves in the $(\bar{\rho}, \bar{\eta})$ plane extracted from different decays should cross each other at a single point as shown in fig. 3. Moreover the angles (α, β, γ) in the resulting triangle should agree with those extracted one day from CP-asymmetries in B-decays.

Since the CKM matrix is only a parametrization of quark mixing and of CP violation and does not offer the explanation of these two very important phenomena, many physicists hope that a new physics while providing a dynamical origin of quark mixing and of CP violation will also change the picture given in fig. 3. That is, the different curves based on standard model expressions, will not cross each other at a single point and the angles (α, β, γ) extracted one day from CP-asymmetries in B-decays will disagree with the ones determined from rare K and B decays.

Clearly the plot in fig. 3 is highly idealized because in order to extract such nice curves from various decays one needs perfect experiments and

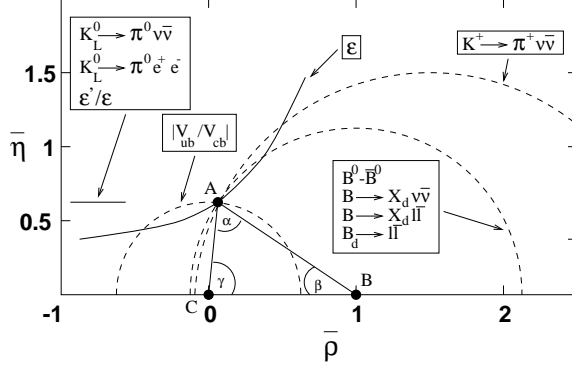


Figure 3: The ideal Unitarity Triangle. For artistic reasons the value of $\bar{\eta}$ has been chosen to be higher than the fitted central value $\bar{\eta} \approx 0.35$.

perfect theory. We will see below that for certain decays such a picture is not fully unrealistic. Generally however the task of extracting the unitarity triangle from the experimental data is difficult. Here are the reasons.

2.3 Theoretical Framework

The basic problem in the calculation of branching ratios for hadron decays and other physical observables is related to strong interactions. Although due to the smallness of the effective QCD coupling at short distances, the gluonic contributions at scales $\mathcal{O}(M_W, M_Z, m_t)$ can be calculated within the perturbative framework, the fact that mesons are $q\bar{q}$ bound states forces us to consider QCD at long distances as well. Here we have to rely on existing non-perturbative methods which are not yet very powerful at present.

The Operator Product Expansion (OPE) combined with the renormalization group approach allows to divide the problem into two parts: the short distance part, under control already today, and the long distance part which hopefully will be fully under control when our non-perturbative tools improve. This framework brings in local operators Q_i which govern “effectively” the transitions in question and the amplitude for an *exclusive* decay $M \rightarrow F$ is written as

$$A(M \rightarrow F) = \frac{G_F}{\sqrt{2}} V_{\text{CKM}} \sum_i C_i(\mu) \langle F | Q_i(\mu) | M \rangle \quad (9)$$

where M stands for the decaying meson, F for a given final state and V_{CKM} denotes the rele-

vant CKM factor. $Q_i(\mu)$ denote the local operators generated by QCD and electroweak interactions. $C_i(\mu)$ stand for the Wilson coefficient functions (c-numbers). The scale μ separates the physics contributions in the “short distance” contributions (corresponding to scales higher than μ) contained in $C_i(\mu)$ and the “long distance” contributions (scales lower than μ) contained in $\langle F | Q_i(\mu) | M \rangle$. The (μ -dependence) of $C_i(\mu)$ is governed by the renormalization group equations. This μ -dependence must be cancelled by the one present in $\langle Q_i(\mu) \rangle$ so that the full amplitude does not depend on μ . Generally this cancellation involves many operators due to the operator mixing under renormalization.

It should be stressed that the use of the renormalization group is necessary in order to sum up large logarithms $\log M_W/\mu$ which appear for $\mu = \mathcal{O}(1 - 5 \text{ GeV})$. In the so-called leading logarithmic approximation (LO) terms $(\alpha_s \log M_W/\mu)^n$ are summed. The next-to-leading logarithmic correction (NLO) to this result involves summation of terms $(\alpha_s)^n (\log M_W/\mu)^{n-1}$ and so on. This hierarchic structure gives the renormalization group improved perturbation theory.

I will not discuss here the technical details of the renormalization group and of the calculation of $C_i(\mu)$. They can be found in a recent review ⁸. Let me just list a few operators which play an important role in the phenomenology of weak decays. These are (α and β are colour indices):

Current–Current:

$$\begin{aligned} Q_1 &= (\bar{s}_\alpha u_\beta)_{V-A} (\bar{u}_\beta d_\alpha)_{V-A} \\ Q_2 &= (\bar{s}u)_{V-A} (\bar{u}d)_{V-A} \end{aligned} \quad (10)$$

QCD–Penguin and Electroweak–Penguin:

$$\begin{aligned} Q_6 &= (\bar{s}_\alpha d_\beta)_{V-A} \sum_{q=u,d,s} (\bar{q}_\beta q_\alpha)_{V+A} \\ Q_8 &= \frac{3}{2} (\bar{s}_\alpha d_\beta)_{V-A} \sum_{q=u,d,s} e_q (\bar{q}_\beta q_\alpha)_{V+A} \end{aligned} \quad (11)$$

Magnetic–Penguins:

$$\begin{aligned} Q_{7\gamma} &= \frac{e}{8\pi^2} m_b \bar{s}_\alpha \sigma^{\mu\nu} (1 + \gamma_5) b_\alpha F_{\mu\nu} \\ Q_{8G} &= \frac{g}{8\pi^2} m_b \bar{s}_\alpha \sigma^{\mu\nu} (1 + \gamma_5) T_{\alpha\beta}^a b_\beta G_{\mu\nu}^a \end{aligned} \quad (12)$$

$\Delta S = 2$ and $\Delta B = 2$ Operators:

$$\begin{aligned} Q(\Delta S = 2) &= (\bar{s}d)_{V-A} (\bar{s}d)_{V-A} \\ Q(\Delta B = 2) &= (\bar{b}d)_{V-A} (\bar{b}d)_{V-A} \end{aligned} \quad (13)$$

Semi–Leptonic Operators:

$$Q_{9V} = (\bar{s}d)_{V-A} (\bar{e}e)_V \quad Q_{10A} = (\bar{s}d)_{V-A} (\bar{e}e)_A \quad (14)$$

$$Q_{\bar{\nu}\nu} = (\bar{s}d)_{V-A} (\bar{\nu}\nu)_{V-A} \quad Q_{\bar{\mu}\mu} = (\bar{s}d)_{V-A} (\bar{\mu}\mu)_{V-A} \quad (15)$$

The formal expression for the decay amplitudes given in (9) can be cast in the form⁹:

$$A(M \rightarrow F) = \sum_i B_i V_{\text{CKM}}^i \eta_{QCD}^i F_i(m_t, m_c) \quad (16)$$

which is more useful for phenomenology. In writing (16) we have generalized (9) to include several CKM factors. $F_i(m_t, m_c)$, the Inami-Lim functions¹⁰, result from the evaluation of loop diagrams with internal top and charm exchanges (see fig. 1) and may also depend solely on m_t or m_c . In the case of new physics they depend on masses of new particles such as charginos, stops, charged Higgs scalars etc. The factors η_{QCD}^i summarize the QCD corrections which can be calculated by formal methods discussed above. Finally B_i stand for nonperturbative factors related to the hadronic matrix elements of the contributing operators: the main theoretical uncertainty in the whole enterprise. In leptonic and semi-leptonic decays for which only the matrix elements of weak currents are needed, the non-perturbative B -factors can fortunately be determined from leading tree level decays reducing or removing the non-perturbative uncertainty. In non-leptonic decays this is generally not possible and we have to rely on existing non-perturbative methods. A well known example of a B_i -factor is the renormalization group invariant parameter B_K defined by

$$\begin{aligned} B_K &= B_K(\mu) [\alpha_s(\mu)]^{-2/9} \\ \langle \bar{K}^0 | Q(\Delta S = 2) | K^0 \rangle &= \frac{8}{3} B_K(\mu) F_K^2 m_K^2 \end{aligned} \quad (17)$$

where we did not show the NLO correction in B_K . B_K plays an important role in the phenomenology of CP violation in $K \rightarrow \pi\pi$.

So far we have discussed only *exclusive* decays. During the recent years considerable progress has been made for inclusive decays of heavy mesons. The starting point is an effective hamiltonian with a structure analogous to (9) in which the short distance QCD effects are collected in $C_i(\mu)$. The actual decay described by the operators Q_i is then

Decay	Reference
$\Delta F = 1$ Decays	
current-current operators	19,20
QCD penguin operators	21,22,24,25
electroweak penguin operators	23,22,24,25
magnetic penguin operators	26
$Br(B)_{SL}$	19,27,28
inclusive $\Delta S = 1$ decays	29
Particle-Antiparticle Mixing	
η_1	30
η_2, η_B	31
η_3	32
Rare K- and B-Meson Decays	
$K_L^0 \rightarrow \pi^0 \nu \bar{\nu}, B \rightarrow l^+ l^-, B \rightarrow X_s \nu \bar{\nu}$	33,34
$K^+ \rightarrow \pi^+ \nu \bar{\nu}, K_L \rightarrow \mu^+ \mu^-$	35
$K^+ \rightarrow \pi^+ \mu \bar{\mu}$	36
$K_L \rightarrow \pi^0 e^+ e^-$	37
$B \rightarrow X_s \mu^+ \mu^-$	38,39
$B \rightarrow X_s \gamma$	40,41,42,43,44

Table 1: References to NLO Calculations

calculated in the spectator model corrected for additional virtual and real gluon corrections. Support for this approximation comes from heavy quark ($1/m_b$) expansions (HQE). Indeed the spectator model corresponds to the leading order approximation in the $1/m_b$ expansion. The next corrections appear at the $\mathcal{O}(1/m_b^2)$ level. The latter terms have been studied by several authors^{11,12,13} with the result that they affect various branching ratios by less than 10% and often by only a few percent.

There is a vast literature on this subject and I can only refer here to a few papers^{13,14} where further references can be found. Of particular importance for this field was also the issue of the renormalons which are nicely discussed in^{15,16}.

In order to achieve sufficient precision the Wilson coefficients or equivalently the QCD factors $\eta_{QCD}^i \equiv \eta_i$ have to include both the leading and the next-to-leading (NLO) corrections. These corrections are known by now for the most important and interesting decays and are reviewed in⁸. The list of existing NLO calculations is given in table 1. We will discuss their impact below.

Let us recall why NLO calculations are important for the phenomenology of weak decays:

- The NLO is first of all necessary to test

the validity of the renormalization group improved perturbation theory.

- Without going to NLO the QCD scale $\Lambda_{\overline{MS}}$ extracted from various high energy processes cannot be used meaningfully in weak decays.
- Due to the renormalization group invariance the physical amplitudes do not depend on the scales μ present in α_s or in the running quark masses, in particular $m_t(\mu_t)$, $m_b(\mu_b)$ and $m_c(\mu_c)$. However in perturbation theory this property is broken through the truncation of the perturbative series. Consequently one finds sizable scale ambiguities in the leading order, which can be reduced considerably by going to NLO.
- In several cases the issue of the top quark mass dependence is strictly a NLO effect.

Clearly in order to calculate the full amplitude in (16) or (9) also the B_i factors or the matrix elements $\langle F | Q_i(\mu) | M \rangle$ have to be evaluated. Since they involve long distance contributions one is forced in this case to use non-perturbative methods such as lattice calculations, the $1/N$ expansion, QCD sum rules or chiral perturbation theory. In the case of semi-leptonic B meson decays also the Heavy Quark Effective Theory (HQET)¹⁷ turns out to be a useful tool. In HQET the matrix elements are evaluated approximately in an expansion in $1/m_b$. Potential uncertainties in the calculation of the non-leading terms in this expansion have been stressed recently¹⁸. Needless to say all these non-perturbative methods have some limitations. Consequently the dominant theoretical uncertainties in the decay amplitudes reside in $\langle Q_i \rangle$ or the corresponding B_i factors.

3 Standard Analysis

3.1 Basic Formulae

The standard analysis using the available experimental and theoretical information proceeds essentially in five steps:

Step 1:

From $b \rightarrow c$ transition in inclusive and exclusive B meson decays one finds $|V_{cb}|$ and consequently the scale of UT:

$$|V_{cb}| \implies \lambda |V_{cb}| = \lambda^3 A \quad (18)$$

Step 2:

From $b \rightarrow u$ transition in inclusive and exclusive B meson decays one finds $|V_{ub}/V_{cb}|$ and consequently the side $CA = R_b$ of UT:

$$|V_{ub}/V_{cb}| \implies R_b = 4.44 \cdot \left| \frac{V_{ub}}{V_{cb}} \right| \quad (19)$$

Step 3:

From the observed indirect CP violation in $K \rightarrow \pi\pi$ described experimentally by the parameter ε_K and theoretically by the imaginary part of the relevant box diagram in fig. 1 one derives the constraint:

$$\bar{\eta} [(1 - \bar{\varrho}) A^2 \eta_2 S(x_t) + P_0(\varepsilon)] A^2 B_K = 0.226$$

$$S(x_t) = 0.784 \cdot x_t^{0.76} \quad (20)$$

where

$$P_0(\varepsilon) = [\eta_3 S(x_c, x_t) - \eta_1 x_c] \frac{1}{\lambda^4} \quad x_t = \frac{m_t^2}{M_W^2} \quad (21)$$

Equation (20) specifies a hyperbola in the $(\bar{\varrho}, \bar{\eta})$ plane. Here B_K is the non-perturbative parameter defined in (17) and η_2 is the QCD factor in the box diagrams with two top quark exchanges. Finally $P_0(\varepsilon) = 0.31 \pm 0.02$ summarizes the contributions of box diagrams with two charm quark exchanges and the mixed charm-top exchanges. The NLO values of the QCD factors η_1 , η_2 and η_3 are given as follows^{30,31,32}:

$$\eta_1 = 1.38 \pm 0.20 \quad \eta_2 = 0.57 \pm 0.01 \quad \eta_3 = 0.47 \pm 0.04 \quad (22)$$

The quoted errors reflect the remaining theoretical uncertainties due to $\Lambda_{\overline{MS}}$ and the quark masses. The factor η_1 plays only a minor role in the analysis of ε_K but its enhanced value through NLO corrections³⁰ is essential for the $K_L - K_S$ mass difference.

Concerning the parameter B_K , the most recent analyses using the lattice methods summarized by Flynn⁴⁵ give $B_K = 0.90 \pm 0.06$. The $1/N$ approach of⁴⁶ gives $B_K = 0.70 \pm 0.10$. A recent confirmation of this result in a somewhat modified framework has been presented by Bijlens and Prades⁴⁷ who gave plausible arguments for the difference between this result for B_K and the lower values obtained by using the QCD Hadronic Duality approach⁴⁸ ($B_K = 0.39 \pm 0.10$) or using the $SU(3)$ symmetry and PCAC ($B_K = 1/3$)

⁴⁹. For $|V_{cb}| = 0.040$ and $|V_{ub}/V_{cb}| = 0.08$ such low values for B_K require $m_t > 200 \text{ GeV}$ in order to explain the experimental value of ε_K ^{50,6,32}. The QCD sum rule results are in the ball park of $B_K = 0.60$ ⁵¹. In the chiral quark model one finds $B_K = 0.87 \pm 0.25$ ⁵². In our numerical analysis presented below we will use $B_K = 0.75 \pm 0.15$.

Step 4:

From the observed $B_d^0 - \bar{B}_d^0$ mixing described experimentally by the mass difference $(\Delta M)_d$ or by the mixing parameter $x_d = \Delta M/\Gamma_B$ and theoretically by the relevant box diagram of fig. 1 the side $BA = R_t$ of the UT can be determined:

$$R_t = 1.0 \cdot \left[\frac{|V_{td}|}{8.7 \cdot 10^{-3}} \right] \left[\frac{0.040}{|V_{cb}|} \right] \quad (23)$$

with

$$|V_{td}| = 8.7 \cdot 10^{-3} \left[\frac{200 \text{ MeV}}{\sqrt{B_{B_d}} F_{B_d}} \right] \left[\frac{170 \text{ GeV}}{\bar{m}_t(m_t)} \right]^{0.76}$$

$$\times \left[\frac{(\Delta M)_d}{0.45/\text{ps}} \right]^{0.5} \sqrt{\frac{0.55}{\eta_B}} \quad (24)$$

Here η_B is the QCD factor analogous to η_2 and given by $\eta_B = 0.55 \pm 0.01$ ³¹. Next F_{B_d} is the B-meson decay constant and B_{B_d} denotes a non-perturbative parameter analogous to B_K .

There is a vast literature on the lattice calculations of F_{B_d} and B_{B_d} . The most recent world averages are given by Flynn⁴⁵:

$$F_{B_d} = 175 \pm 25 \text{ MeV} \quad B_{B_d} = 1.31 \pm 0.03 \quad (25)$$

This result for F_{B_d} is compatible with the results obtained using QCD sum rules⁵³ and the QCD dispersion relations⁵⁴. In our numerical analysis we will use $F_{B_d} \sqrt{B_{B_d}} = 200 \pm 40 \text{ MeV}$. The experimental situation on $(\Delta M)_d$ has been summarized by Gibbons⁵⁵ and is given in table 2. For $\tau(B_d) = 1.55 \text{ ps}$ one has then $x_d = 0.72 \pm 0.03$.

Step 5:

The measurement of $B_s^0 - \bar{B}_s^0$ mixing parametrized by $(\Delta M)_s$ together with $(\Delta M)_d$ allows to determine R_t in a different way. Setting $(\Delta M)_d^{max} = 0.482/\text{ps}$ and $|V_{ts}/V_{cb}|^{max} = 0.993$ (see tables 2 and 3) I find a useful formula:

$$(R_t)_{max} = 1.0 \cdot \xi \sqrt{\frac{10.2/\text{ps}}{(\Delta M)_s}} \quad \xi = \frac{F_{B_s} \sqrt{B_{B_s}}}{F_{B_d} \sqrt{B_{B_d}}} \quad (26)$$

where $\xi = 1$ in the SU(3)–flavour limit. Note that m_t and $|V_{cb}|$ dependences have been eliminated this way and that ξ should contain smaller theoretical uncertainties than the hadronic matrix elements in $(\Delta M)_d$ and $(\Delta M)_s$ separately.

The most recent values relevant for (26) are:

$$(\Delta M)_s > 9.2/ps \quad \xi = 1.15 \pm 0.05 \quad (27)$$

The first number is the improved lower bound quoted in ⁵⁵ based in particular on ALEPH and DELPHI results. The second number comes from quenched lattice calculations summarized by Flynn ⁴⁵. A similar result has been obtained using QCD sum rules ⁵⁶. On the other hand another recent quenched lattice calculation ⁵⁷ not included in (27) finds $\xi \approx 1.3$. Moreover one expects that unquenching will increase the value of ξ in (27) by roughly 10% so that values as high as $\xi = 1.25 - 1.30$ are certainly possible even from Flynn’s point of view. For such high values of ξ the lower bound on $(\Delta M)_s$ in (27) implies $R_t \leq 1.37$ which as we will see is similar to the bound obtained on the basis of the first four steps alone. On the other hand for $\xi = 1.15$ one finds $R_t \leq 1.21$ which puts an additional constraint on the unitarity triangle cutting lower values of $\bar{\varrho}$ and higher values of $|V_{td}|$. In view of remaining large uncertainties in ξ we will not use the constraint from $(\Delta M)_s$ below.

3.2 Numerical Results

Input Parameters

The input parameters needed to perform the standard analysis are given in table 2. The details on the chosen ranges of $|V_{cb}|$ and $|V_{ub}/V_{cb}|$ can be found in ⁵⁵. Clearly during the last two years there has been a considerable progress done by experimentalists and theorists in the extraction of $|V_{cb}|$ from exclusive and inclusive decays. In particular I would like to mention important papers by Shifman, Uraltsev and Vainshtein ⁵⁸, Neubert ⁵⁹ and Ball, Benecke and Braun ¹⁶ on the basis of which one is entitled to use the value given in table 2. The value for $|V_{cb}|$ in table 2 incorporates also inclusive measurements and is slightly higher than the one in ⁵⁵. In the case of $|V_{ub}/V_{cb}|$ the situation is much worse but progress in the next few years is to be expected in particular due to new information coming from exclusive decays ^{60,55}, the

inclusive semileptonic $b \rightarrow u$ rate ^{58,16,61} and the hadronic energy spectrum in $B \rightarrow X_u e \bar{\nu}$ ⁶².

Next it is important to stress that the discovery of the top quark by CDF and D0 and its impressive mass measurement summarized by Tipton ⁶³ had an important impact on the field of rare decays and CP violation reducing considerably one potential uncertainty. However the parameter m_t , the top quark mass, used in weak decays is not equal to the one measured by CDF and D0. The latter experiments extract the so-called pole mass, whereas in all NLO calculations in weak decays m_t refers to the running current top quark mass normalized at $\mu = m_t$: $\bar{m}_t(m_t)$. For $m_t = \mathcal{O}(170 \text{ GeV})$, $\bar{m}_t(m_t)$ is typically by 8 GeV smaller than m_t^{pole} . This difference matters already because the most recent pole mass value has a very small error, $175 \pm 6 \text{ GeV}$ ⁶³, implying $167 \pm 6 \text{ GeV}$ for $\bar{m}_t(m_t)$. In this review we will often denote this mass by m_t . Finally the value of $\Lambda_{\overline{\text{MS}}}^{(4)}$ in table 2 corresponds to $\alpha_s(M_Z) = 0.118 \pm 0.005$ with the error slightly larger than given by Schmelling at this conference.

Quantity	Central	Error
$ V_{cb} $	0.040	± 0.003
$ V_{ub}/V_{cb} $	0.080	± 0.020
B_K	0.75	± 0.15
$\sqrt{B_d} F_{B_d}$	200 MeV	$\pm 40 \text{ MeV}$
$\sqrt{B_s} F_{B_s}$	240 MeV	$\pm 40 \text{ MeV}$
m_t	167 GeV	$\pm 6 \text{ GeV}$
$(\Delta M)_d$	0.464 ps^{-1}	$\pm 0.018 \text{ ps}^{-1}$
$\Lambda_{\overline{\text{MS}}}^{(4)}$	325 MeV	$\pm 80 \text{ MeV}$

Table 2: Collection of input parameters.

Output of the Standard Analysis

The output of the standard analysis depends to some extent on the error analysis. This should be always remembered in view of the fact that different authors use different procedures. In order to illustrate this I show in table 3 the results for various quantities of interest using two types of the error analyses:

- Scanning: Both the experimentally measured numbers and the theoretical input parameters are scanned independently within the errors given in table 2.

Quantity	Scanning	Gaussian
$ V_{td} /10^{-3}$	$6.9 - 11.3$	8.6 ± 1.1
$ V_{ts}/V_{cb} $	$0.959 - 0.993$	0.976 ± 0.010
$ V_{td}/V_{ts} $	$0.16 - 0.31$	0.213 ± 0.034
$\sin(2\beta)$	$0.36 - 0.80$	0.66 ± 0.13
$\sin(2\alpha)$	$-0.76 - 1.0$	0.11 ± 0.55
$\sin(\gamma)$	$0.66 - 1.0$	0.88 ± 0.10
$\text{Im}\lambda_t/10^{-4}$	$0.86 - 1.71$	1.29 ± 0.22
$(\Delta M)_s ps$	$8.0 - 25.4$	15.2 ± 5.5

Table 3: Output of the Standard Analysis. $\lambda_t = V_{ts}^* V_{td}$.

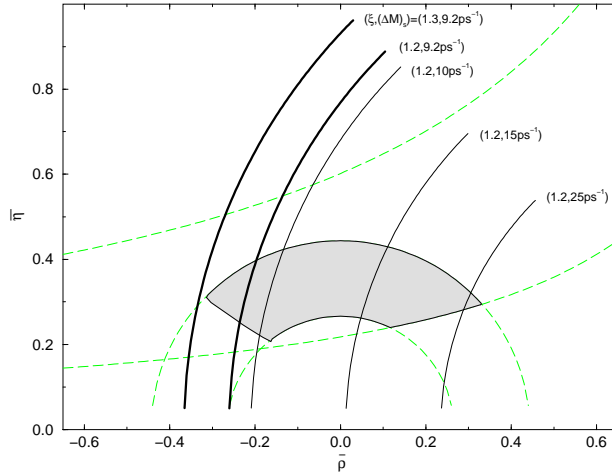


Figure 4: Unitarity Triangle 1996.

- Gaussian: The experimentally measured numbers and the theoretical input parameters are used with Gaussian errors.

Clearly the "scanning" method is conservative. On the other hand using Gaussian distributions for theoretical input parameters can certainly be questioned. I think that at present the conservative "scanning" method should be preferred. In the future however when data and theory improve, it would be useful to find a less conservative estimate which most probably will give errors somewhere inbetween these two error estimates. The analysis discussed here is based on⁶⁵.

In fig. 4 we show the range for the upper corner A of the UT. The solid thin lines correspond to R_t^{max} from (26) using $\xi = 1.20$ and $(\Delta M)_s = 10/ps$, $15/ps$ and $25/ps$, respectively. The allowed region has a typical "banana" shape which can be found in many other analyses^{6,64,32,66,67,68}. The size of the banana and its position depends on the

used input parameters and on the error analysis which varies from paper to paper. The results in fig. 4 correspond to the scanning method. We show also the impact of the experimental bound $(\Delta M)_s > 9.2/ps$ with $\xi = 1.20$ and the corresponding bound for $\xi = 1.30$. In view of the remaining uncertainty in ξ , in particular due to quenching, this bound has not been used in obtaining the results in table 3. It is evident however that $B_s^0 - \bar{B}_s^0$ mixing will have a considerable impact on the unitarity triangle when the value of ξ will be better known and the data improves. This is very desirable because as seen in fig. 4 our knowledge of the unitarity triangle is still rather poor. Similarly the uncertainty in the predicted value of $(\Delta M)_s$ using $\sqrt{B_s} F_{B_s}$ of table 1 is large with central values around $15/ps$.

4 ϵ'/ϵ

The measurement of ϵ'/ϵ at the 10^{-4} level remains as one of the important targets of contemporary particle physics. A non-vanishing value of this ratio would give the first signal for the direct CP violation ruling out the superweak models. The experimental situation on $\text{Re}(\epsilon'/\epsilon)$ is unclear at present. While the result of NA31 collaboration at CERN⁶⁹ with $\text{Re}(\epsilon'/\epsilon) = (23 \pm 7) \cdot 10^{-4}$ clearly indicates direct CP violation, the value of E731 at Fermilab⁷⁰, $\text{Re}(\epsilon'/\epsilon) = (7.4 \pm 5.9) \cdot 10^{-4}$, is compatible with superweak theories⁷¹ in which $\epsilon'/\epsilon = 0$. Hopefully, in about two years the experimental situation concerning ϵ'/ϵ will be clarified through the improved measurements by the two collaborations at the 10^{-4} level and by the KLOE experiment at DAΦNE.

In the standard model ϵ'/ϵ is governed by QCD penguins and electroweak (EW) penguins. In spite of being suppressed by α/α_s relative to QCD penguin contributions, the electroweak penguin contributions have to be included because of the additional enhancement factor $\text{Re}A_0/\text{Re}A_2 = 22$ relative to QCD penguins. With increasing m_t the EW penguins become increasingly important^{72,73}, and entering ϵ'/ϵ with the opposite sign to QCD penguins suppress this ratio for large m_t . For $m_t \approx 200$ GeV the ratio can even be zero⁷³. Because of this strong cancellation between two dominant contributions and due to uncertainties related to hadronic matrix elements of the relevant local operators, a precise prediction of ϵ'/ϵ is

not possible at present.

In spite of all these difficulties, a considerable progress has been made in this decade to calculate ε'/ε . First of all the complete next-to-leading order (NLO) effective hamiltonians for $\Delta S = 1$ ^{22,25}, $\Delta S = 2$ ^{31,30,32} and $\Delta B = 2$ ³¹ are now available so that a complete NLO analysis of ε'/ε including constraints from the observed indirect CP violation (ε_K) and the $B_d^0 - \bar{B}_d^0$ mixing ($(\Delta M)_d$) is possible. The improved determination of the V_{ub} and V_{cb} elements of the CKM matrix⁵⁵, and in particular the determination of the top quark mass m_t ⁶³ had of course also an important impact on ε'/ε . The main remaining theoretical uncertainties in this ratio are then the poorly known hadronic matrix elements of the relevant QCD penguin and electroweak penguin operators represented by two important B-factors (B_6 = the dominant QCD penguin Q_6 and B_8 = the dominant electroweak penguin Q_8), the values of the V_{CKM} factors and as stressed in²² the value of m_s and $\Lambda_{\overline{MS}}$.

An analytic formula for ε'/ε which exhibits all these uncertainties can be found in^{74,75}. A very simplified version of this formula is given as follows

$$\frac{\varepsilon'}{\varepsilon} = 11 \cdot 10^{-4} \left[\frac{\eta \lambda^5 A^2}{1.3 \cdot 10^{-4}} \right] \left[\frac{140 \text{ MeV}}{m_s(2 \text{ GeV})} \right]^2 \times \left[\frac{\Lambda_{\overline{MS}}^{(4)}}{300 \text{ MeV}} \right]^{0.8} [B_6 - Z(x_t)B_8] \quad (28)$$

where $Z(x_t) \approx 0.18(m_t/M_W)^{1.86}$ and equals unity for $m_t \approx 200 \text{ GeV}$. This simplified formula should not be used for any serious numerical analysis.

Concerning the values of B_6 and B_8 one has $B_6 = B_8 = 1$ in the vacuum insertion estimate of the hadronic matrix elements in question. The same result is found in the large N limit^{76,77}. Also lattice calculations give similar results: $B_6 = 1.0 \pm 0.2$ ^{78,79} and $B_8 = 1.0 \pm 0.2$ ^{78,79,80,81}, $B_8 = 0.81(1)$ ⁸². These are the values used in^{22,64,8,75}. In the chiral quark model one finds⁸³: $B_6 = 1.0 \pm 0.4$, $B_8 = 2.2 \pm 1.5$ and generally $B_8 > B_6$. On the other hand the Dortmund group⁸⁴ advocates $B_6 > B_8$. From⁸⁴ $B_6 = 1.3$ and $B_8 = 0.7$ can be extracted.

What about m_s ? The most recent results of QCD sum rule (QCDSR) calculations^{85,86,87} obtained at $\mu = 1 \text{ GeV}$ correspond to $m_s(2 \text{ GeV}) = 145 \pm 20 \text{ MeV}$. The lattice calculation of⁸⁸ finds $m_s(2 \text{ GeV}) = 128 \pm 18 \text{ MeV}$, in rather good agree-

ment with the QCDSR result. This summer a new lattice result has been presented by Gupta and Bhattacharya⁸⁹. They find $m_s(2 \text{ GeV}) = 90 \pm 20 \text{ MeV}$ which is on the low side of all strange mass determinations. Moreover they find that unquenching lowers further the values of $m_s(2 \text{ GeV})$ to $70 \pm 15 \text{ MeV}$. Similar results are found by the FNAL group⁹⁰. The situation with the strange quark mass is therefore unclear at present and hopefully will be clarified soon.

The most recent analysis of⁷⁵ using input parameters of table 1, $B_6 = 1.0 \pm 0.2$, $B_8 = 1.0 \pm 0.2$ and $m_s(2 \text{ GeV}) = 129 \pm 17 \text{ MeV}$ finds

$$-1.2 \cdot 10^{-4} \leq \varepsilon'/\varepsilon \leq 16.0 \cdot 10^{-4} \quad (29)$$

and

$$\varepsilon'/\varepsilon = (3.6 \pm 3.4) \cdot 10^{-4} \quad (30)$$

for the "scanning" method and the "gaussian" method respectively.

The result in (30) agrees rather well with the 1995 analysis of the Rome group⁶⁴ which finds $\varepsilon'/\varepsilon = (3.1 \pm 2.5) \cdot 10^{-4}$. On the other hand the range in (29) shows that for particular choices of the input parameters, values for ε'/ε as high as $16 \cdot 10^{-4}$ cannot be excluded at present. Such high values are found if simultaneously $|V_{ub}/V_{cb}| = 0.10$, $B_6 = 1.2$, $B_8 = 0.8$, $B_K = 0.6$, $m_s(2 \text{ GeV}) = 110 \text{ MeV}$ and $\Lambda_{\overline{MS}}^{(4)} = 405 \text{ MeV}$ are chosen. It is however evident from the comparison of (29) and (30) that such high values of ε'/ε and generally values above 10^{-3} are very improbable.

The authors of⁸³ calculating the B_i factors in the chiral quark model find using the scanning method a rather large range $-50 \cdot 10^{-4} \leq \varepsilon'/\varepsilon \leq 14 \cdot 10^{-4}$. In particular they find in contrast to^{22,64,8,75} that negative values for ε'/ε as large as $-5 \cdot 10^{-3}$ are possible. The Dortmund group⁸⁴ advocating on the other hand $B_6 > B_8$ finds $\varepsilon'/\varepsilon = (9.9 \pm 4.1) \cdot 10^{-4}$ for $m_s(2 \text{ GeV}) = 130 \text{ MeV}$.

The situation with ε'/ε in the standard model may however change if the value for m_s is as low as found in^{89,90}. Using $m_s(2 \text{ GeV}) = 85 \pm 17 \text{ MeV}$ one finds⁷⁵

$$0 \leq \varepsilon'/\varepsilon \leq 43.0 \cdot 10^{-4} \quad (31)$$

and

$$\varepsilon'/\varepsilon = (10.4 \pm 8.3) \cdot 10^{-4} \quad (32)$$

for the "scanning" method and the "gaussian" method respectively. We observe that the "gaussian" result agrees well with the E731 value and as

stressed in⁷⁵ the decrease of m_s with $m_s(2\text{ GeV}) \geq 85\text{ MeV}$ alone is insufficient to bring the standard model to agree with the NA31 result. However for $B_6 > B_8$, sufficiently large values of $|V_{ub}/V_{cb}|$ and $\Lambda_{\overline{\text{MS}}}$ and small values of m_s , the values of ε'/ε in the standard model can be as large as $(2-4) \cdot 10^{-3}$ and consistent with the NA31 result.

5 Radiative and Rare B Decays

5.1 $B \rightarrow X_s \gamma$

The rare decay $B \rightarrow X_s \gamma$ plays an important role in the present day phenomenology. It originates from the magnetic γ -penguins of (12). The perturbative QCD effects are very important in this decay. They are known^{91,92} to enhance $B \rightarrow X_s \gamma$ in the SM by 2–3 times, depending on the top quark mass. Since the first analyses in^{91,92} a lot of progress has been made in calculating the QCD effects beginning with the work in^{93,94}. We will briefly summarize the present status.

A peculiar feature of the renormalization group analysis in $B \rightarrow X_s \gamma$ is that the mixing under infinite renormalization between the set $(Q_1 \dots Q_6)$ and the operators $(Q_{7\gamma}, Q_{8G})$ vanishes at the one-loop level. Consequently in order to calculate the coefficients $C_{7\gamma}(\mu)$ and $C_{8G}(\mu)$ in the LO approximation, two-loop calculations of $\mathcal{O}(eg_s^2)$ and $\mathcal{O}(g_s^3)$ are necessary. The corresponding NLO analysis requires the evaluation of the mixing in question at the three-loop level.

Until recently $B \rightarrow X_s \gamma$ has been known only in the leading logarithmic approximation^{95,38}. However this summer the NLO corrections have been finally completed. It was a joint effort of many groups. The two-loop mixing involving the operators $Q_1 \dots Q_6$ and the two-loop mixing in the sector $(Q_{7\gamma}, Q_{8G})$ has been calculated in^{19,20,21,22,24,25} and²⁶ respectively. The $\mathcal{O}(\alpha_s)$ corrections to $C_{7\gamma}(M_W)$ and $C_{8G}(M_W)$ have been calculated in⁴¹. One-loop matrix elements $\langle s\gamma | \text{gluon} | Q_i | b \rangle$ have been calculated in^{40,42}. The very difficult two-loop corrections to $\langle s\gamma | Q_i | b \rangle$ have been presented in⁴³. Finally after a heroic effort the three loop mixing between the set $(Q_1 \dots Q_6)$ and the operators $(Q_{7\gamma}, Q_{8G})$ has been completed this summer and presented by Misiak at this conference⁴⁴.

The leading logarithmic calculations can be

summarized in a compact form as follows^{96,97}.

$$\frac{Br(B \rightarrow X_s \gamma)}{Br(B \rightarrow X_c e \bar{\nu}_e)} = \frac{|V_{ts}^* V_{tb}|^2}{|V_{cb}|^2} \frac{6\alpha_{QED}}{\pi f(z)} |C_{7\gamma}^{(0)eff}(\mu)|^2 \quad (33)$$

where $C_{7\gamma}^{(0)eff}(\mu)$ is the effective coefficient for which an analytic expression can be found in⁹⁷, $z = m_c/m_b$, and $f(z)$ is the phase space factor in the semileptonic b-decay. The expression given above is based on the spectator model corrected for short-distance QCD effects. The $\mathcal{O}(1/m_b^2)$ corrections to this result have been studied in^{11,12,13} and found to be at the level of a few percent.

A critical analysis of theoretical and experimental uncertainties present in the prediction for $Br(B \rightarrow X_s \gamma)$ based on the formula (33) has been made in⁹⁷ giving

$$Br(B \rightarrow X_s \gamma)_{TH} = (2.8 \pm 0.8) \times 10^{-4} \quad (34)$$

where the error is dominated by the uncertainty in the choice of the renormalization scale $m_b/2 < \mu < 2m_b$ as first stressed by Ali and Greub⁹⁶ and confirmed in⁹⁷. This large μ uncertainty of $\pm 20\%$ has been recently reduced down to $\pm 6\%$ ^{43,44} through the complete NLO calculations mentioned above. Including additional uncertainties in the values of α_s , $z = m_c/m_b$, m_t and $Br(B \rightarrow X_c e \bar{\nu}_e)$ the preliminary result reads^{43,44}

$$Br(B \rightarrow X_s \gamma)_{TH} = (3.3 \pm 0.5) \times 10^{-4} \quad (35)$$

The result in (35) should be compared with the CLEO 1994 measurement⁹⁸:

$$Br(B \rightarrow X_s \gamma) = (2.32 \pm 0.57 \pm 0.35) \times 10^{-4} \quad (36)$$

where the first error is statistical and the second is systematic. At this conference a 90% C.L. upper bound $5.4 \cdot 10^{-4}$, consistent with (36) has been presented by DELPHI (PA01-051).

The result in (36) is compatible with (35) although the theoretical and experimental errors should be decreased in the future in order to reach a definite conclusion and to see whether some contributions beyond the standard model are required. In any case the agreement of the theory with data is consistent with the large QCD enhancement of $B \rightarrow X_s \gamma$. The result in (35) should also be compared with a partial NLO analysis of⁹⁹ which implied $Br(B \rightarrow X_s \gamma) = (1.9 \pm 0.2 \pm 0.5) \cdot 10^{-4}$. Indeed partial NLO analyses can be sometimes misleading.

In order to find possible implications for new physics such as represented by Two-Higgs-Doublet Model (2HDM) or the Minimal Supersymmetric Standard Model (MSSM) the $\mathcal{O}(\alpha)$ corrections to $C_{7\gamma}(M_W)$ in these models have to be calculated. In spite of the absence of such calculations some rough statements can be made already now however. From leading order analyses one has an interesting lower bound on the mass of the charged Higgs in the most popular two Higgs doublet model. At 95% *C.L.* CLEO⁹⁸ finds $m_{H^\pm} > 250 \text{ GeV}$. The enhancement of the theoretical branching ratio through NLO corrections should increase this bound to roughly 500 GeV. In MSSM where also important chargino and stop contributions are present, both an enhancement and an suppression relative to the standard model result are possible. A suppression could even be necessary if the central value in (36) will not be substantially modified by future improved measurements. This would put some restrictions on the values of the free parameters in MSSM. Clearly the chapter on $B \rightarrow X_s \gamma$ is far from being closed and we should look forward to the coming years which should be very exciting in this area.

In 1993 CLEO reported¹⁰⁰ $Br(B \rightarrow K^* \gamma) = (4.5 \pm 1.5 \pm 0.9) \times 10^{-5}$. The corresponding 1996 value has a substantially smaller error (PA05-093):

$$Br(B \rightarrow K^* \gamma) = (4.2 \pm 0.8 \pm 0.6) \times 10^{-5} \quad (37)$$

implying an improved measurement of R_{K^*} :

$$R_{K^*} = \frac{\Gamma(B \rightarrow K^* \gamma)}{\Gamma(B \rightarrow X_s \gamma)} = 0.181 \pm 0.068 \quad (38)$$

This result puts some constraints on various formfactor models listed in (PA05-093). There one can also find 90% C.L. bounds $Br(B^0 \rightarrow \rho^0 \gamma) < 3.9 \cdot 10^{-5}$, $Br(B^0 \rightarrow \omega \gamma) < 1.3 \cdot 10^{-5}$, $Br(B^- \rightarrow \rho^- \gamma) < 1.1 \cdot 10^{-5}$. Combined with (37) these bounds imply $|V_{td}|/|V_{ts}| \leq 0.45 - 0.56$ where the uncertainty in the bound reflects the model dependence. Clearly this bound is still higher by a factor of two than the value obtained in the standard analysis of section 3. Next bounds from DELPHI (PA01-051) $Br(B_d^0 \rightarrow K^* \gamma) < 2.1 \cdot 10^{-4}$, $Br(B_s^0 \rightarrow \phi \gamma) < 7.0 \cdot 10^{-4}$ should be mentioned here.

As advertised at this conference by Browder, Kagan and Kagan, CLEO II should be able to

discover $b \rightarrow s$ gluon transition soon. In view of this, theorists should sharpen their tools. More on $B \rightarrow X_s \gamma$, in particular on the photon spectrum and the determination of $|V_{td}|/|V_{ts}|$ from $B \rightarrow X_{s,d} \gamma$, can be found in^{66,101}.

5.2 $B \rightarrow X_s \mu^+ \mu^-$

The rare decay $B \rightarrow X_s \mu^+ \mu^-$ is dominated by the electroweak penguin of fig. 1f and receives small contributions from box diagrams and magnetic penguins. The presence of electroweak penguin diagrams implies a strong m_t dependence of $Br(B \rightarrow X_s \mu^+ \mu^-)$ as stressed in particular by Hou et al.¹⁰². There is a vast literature on this decay which can be found e.g. in^{66,103} and³⁹. Here I will consider only certain aspects.

The presence of $c\bar{c}$ resonances ψ , ψ' in the $\mu^+ \mu^-$ channel complicates the theoretical analysis as discussed in detail in^{66,103}. The non-resonant part can however be calculated with high confidence. The QCD corrections to this part have been calculated over the last years with increasing precision by several groups^{104,105,106,38} culminating in two complete next-to-leading QCD calculations^{38,39} which agree with each other. An important gain due to these NLO calculations is a considerable reduction in the μ -dependence of the resulting branching ratio. Whereas in LO an uncertainty as large as $\pm 20\%$ can be found, it is reduced as shown in³⁹ below $\pm 5\%$ after the inclusion of NLO corrections. For central values of parameters the NLO branching ratio turns out to be enhanced by 10% over its LO value. Choosing $Br(B \rightarrow X_c e \bar{\nu}_e) = 10.4\%$ the final result for the non-resonant part can be well approximated by:

$$Br(B \rightarrow X_s \mu^+ \mu^-)_{NR} = 6.2 \cdot 10^{-6} \left[\frac{|V_{ts}|}{|V_{cb}|} \right]^2 \left[\frac{(\overline{m}_t(m_t))}{170 \text{ GeV}} \right]^2 \quad (39)$$

A more detailed analysis gives¹⁰⁷

$$Br(B \rightarrow X_s \mu^+ \mu^-)_{NR} = (5.7 \pm 0.9) \cdot 10^{-6} \quad (40)$$

with a similar result in¹⁰³. This should be compared with the most recent upper bound from D0¹⁰⁸: $(3.2) \cdot 10^{-5}$ which improves the 1991 bound of UA1 by roughly a factor of two. It is exciting that the experimental bound is only by a factor of five above the standard model expectations.

D0 should be able to measure this branching ratio during the Run II at Tevatron.

Clearly the calculation of $Br(B \rightarrow X_s \mu^+ \mu^-)$ is only a small part of the activities present in the literature. The invariant dilepton mass spectrum, the forward-backward charge asymmetry and various lepton polarization asymmetries (in particular in $B \rightarrow X_s \tau^+ \tau^-$) should enable a detailed study of the dynamics of the standard model and the search for new physics beyond it. This has been stressed by Hewett at this conference and in ^{109,66,101,110} where further references can be found.

It should be stressed that the $1/m_b^2$ corrections in this decay calculated very recently amount to only a few percent ¹⁰³ (see also ¹¹¹) as opposed to 10% found earlier ¹¹².

The Standard Model predictions for exclusive channels $B_d \rightarrow K^* e^+ e^-$ and $B_d \rightarrow K^* \mu^+ \mu^-$ amount to $(2.3 \pm 0.9) \cdot 10^{-6}$ and $(1.5 \pm 0.6) \cdot 10^{-6}$ respectively ⁶⁶. This should be compared with the upper bounds $1.6 \cdot 10^{-5}$ and $2.5 \cdot 10^{-5}$ by CLEO and CDF respectively. The upper bound on the sum of these two channels from DELPHI (PA01-091) amounts to $2.4 \cdot 10^{-3}$. Sensitivity of $3 \cdot 10^{-7}$ should be reached for $B_d \rightarrow K^* \mu^+ \mu^-$ by CDF during the Run II. The exclusive channels, although not as clean as the inclusive ones, should also offer some insight in the dynamics involved.

5.3 $B \rightarrow \mu \bar{\mu}$ and $B \rightarrow X_s \nu \bar{\nu}$

$B \rightarrow \mu \bar{\mu}$ and $B \rightarrow X_s \nu \bar{\nu}$ are the theoretically cleanest decays in the field of rare B-decays. $B \rightarrow \mu \bar{\mu}$ and $B \rightarrow X_s \nu \bar{\nu}$ are dominated by the Z^0 -penguin and box diagrams involving top quark exchanges. The NLO corrections to both decays have been calculated in ³⁴. These calculations reduced considerably the theoretical uncertainties in the branching ratios related to the scale μ_t present in $\bar{m}_t(\mu_t)$. In the case of $B \rightarrow \mu \bar{\mu}$ this reduction is roughly from $\pm 13\%$ to $\pm 1\%$. In the case of $B \rightarrow X_s \nu \bar{\nu}$ from $\pm 10\%$ to $\pm 1\%$. Choosing $\mu_t = m_t$ the final expressions for the branching ratios in question take a particularly simple form ³⁴. Updating the input parameters one has:

$$Br(B_s \rightarrow \mu \bar{\mu}) = 3.4 \cdot 10^{-9} \left[\frac{F_{B_s}}{210 \text{ MeV}} \right]^2 \times \left[\frac{\bar{m}_t(m_t)}{170 \text{ GeV}} \right]^{3.12} \left[\frac{|V_{ts}|}{0.040} \right]^2 \left[\frac{\tau_{B_s}}{1.6 \text{ ps}} \right] \quad (41)$$

and

$$Br(B \rightarrow X_s \nu \bar{\nu}) = 4.1 \cdot 10^{-5} \left[\frac{|V_{ts}|}{|V_{cb}|} \right]^2 \left[\frac{\bar{m}_t(m_t)}{170 \text{ GeV}} \right]^{2.3} \quad (42)$$

where in the last expression we have used $Br(B \rightarrow X_c e \bar{\nu}_e) = 10.4\%$

Scanning the input parameters of table 2 one finds ⁶⁵

$$Br(B_s \rightarrow \mu \bar{\mu}) = (3.6 \pm 1.8) \cdot 10^{-9} \quad (43)$$

$$Br(B \rightarrow X_s \nu \bar{\nu}) = (3.8 \pm 0.8) \cdot 10^{-5} \quad (44)$$

where in obtaining (43) $F_{B_s} = 210 \pm 30 \text{ MeV}$ has been used.

The strong dominance of the internal top exchanges and a short distance character of the contributions allows a clean determination of $|V_{td}|/|V_{ts}|$ by measuring the ratios $Br(B_d \rightarrow \mu \bar{\mu})/Br(B_s \rightarrow \mu \bar{\mu})$ and $Br(B \rightarrow X_d \nu \bar{\nu})/Br(B \rightarrow X_s \nu \bar{\nu})$. In particular the latter determination is very clean as the uncertainties related to $Br(B \rightarrow X_c e \bar{\nu}_e)$ and $|V_{cb}|$ cancel in the ratio. The corresponding determination using $B_{d,s} \rightarrow \mu \bar{\mu}$ suffers from the uncertainty in the ratio F_{B_d}/F_{B_s} which however should be removed to a large extend by future lattice calculations.

One of the high-lights of FCNC-1996 is the upper bound (90% C.L.):

$$Br(B \rightarrow X_s \nu \bar{\nu}) < 7.7 \cdot 10^{-4} \quad (45)$$

obtained for the first time by ALEPH (PA10-019). This is only a factor of 20 above the standard model expectation. Even if the actual measurement of this decay is extremely difficult, all efforts should be made to measure it. Meanwhile the bound in (45) puts some constraints on some exotic physics beyond the standard model ¹¹³. The 90% C.L. bounds $Br(B_d \rightarrow K^* \nu \bar{\nu}) < 1 \cdot 10^{-3}$ and $Br(B_s \rightarrow \phi \nu \bar{\nu}) < 5.4 \cdot 10^{-3}$ from DELPHI (PA01-051) should be compared with $\mathcal{O}(10^{-5})$ in the standard model.

The bounds on $B_{s,d} \rightarrow l \bar{l}$ are still many orders of magnitude away from standard model expectations. One has $Br(B_s \rightarrow \mu \bar{\mu}) < 8.4 \cdot 10^{-6}$ (CDF), $8.0 \cdot 10^{-6}$ (D0, PA07-024), $5.6 \cdot 10^{-5}$ (L3) and $Br(B_d \rightarrow \mu \bar{\mu}) < 1.6 \cdot 10^{-6}$ (CDF), $1.2 \cdot 10^{-5}$ (L3) (PA05-046). The D0 result is really an upper bound on $(B_s + B_d) \rightarrow \mu \bar{\mu}$. CDF should reach in Run II the sensitivity of $1 \cdot 10^{-8}$ and $4 \cdot 10^{-8}$ for $B_d \rightarrow \mu \bar{\mu}$ and $B_s \rightarrow \mu \bar{\mu}$ respectively ¹¹⁴. It is

hoped that these decays will be observed at LHC-B. The experimental status of $B \rightarrow \tau^+\tau^-$ and its usefulness in tests of the physics beyond the standard model is discussed in ¹¹⁰.

6 Rare K Decays

6.1 The Decay $K_L \rightarrow \pi^0 e^+ e^-$

Whereas in $K \rightarrow \pi\pi$ decays the CP violating contribution is only a tiny part of the full amplitude and the direct CP violation is expected to be at least by three orders of magnitude smaller than the indirect CP violation, the corresponding hierarchies are very different for $K_L \rightarrow \pi^0 e^+ e^-$. At lowest order in electroweak interactions (one-loop photon penguin, Z^0 -penguin and W-box diagrams), this decay takes place only if CP symmetry is violated. The CP conserving contribution to the amplitude comes from a two photon exchange, which although of higher order in α could in principle be sizable. The CP violating part can again be divided into a direct and an indirect one. The latter is given by the $K_S \rightarrow \pi^0 e^+ e^-$ amplitude times the CP violating parameter ε_K .

Only the directly CP violating contribution can be calculated reliably at present. The other two contributions are unfortunately very uncertain and the following ranges can be found in the literature:

$$Br(K_L \rightarrow \pi^0 e^+ e^-)_{cons} \approx \begin{cases} (0.3 - 1.8) \cdot 10^{-12} & 115 \\ 4.0 \cdot 10^{-12} & 116 \\ (5 \pm 5) \cdot 10^{-12} & 117 \end{cases} \quad (46)$$

and ^{118,119,116,117}

$$Br(K_L \rightarrow \pi^0 e^+ e^-)_{indir} = (1. - 5.) \cdot 10^{-12} \quad (47)$$

On the other hand there are practically no theoretical uncertainties in the directly CP violating part because the relevant matrix element $\langle \pi^0 | (\bar{s}d)_{V-A} | K_L \rangle$ can be extracted using isospin symmetry from the well measured decay $K^+ \rightarrow \pi^0 e^+ \nu$. Calculating the relevant box and electroweak penguin diagrams and including LO ¹²⁰ and NLO ³⁷ corrections one finds approximately:

$$Br(K_L \rightarrow \pi^0 e^+ e^-)_{dir} = 4.4 \cdot 10^{-12} \times \left[\frac{\eta}{0.37} \right]^2 \left[\frac{|V_{cb}|}{0.040} \right]^4 \left[\frac{\overline{m}_t(m_t)}{170 \text{ GeV}} \right]^2 \quad (48)$$

Scanning the input parameters of table 2 gives ⁶⁵

$$Br(K_L \rightarrow \pi^0 e^+ e^-)_{dir} = (4.5 \pm 2.6) \cdot 10^{-12} \quad (49)$$

where the error comes dominantly from the uncertainties in the CKM parameters. Thus the directly CP violating contribution is comparable to the other two contributions and could even be dominant. In order to see whether this is indeed the case improved estimates of the other two contributions are necessary.

A much better assessment of the importance of the indirect CP violation in $K_L \rightarrow \pi^0 e^+ e^-$ will become possible after a measurement of $Br(K_S \rightarrow \pi^0 e^+ e^-)$. Bounding the latter branching ratio below $1 \cdot 10^{-9}$ or $1 \cdot 10^{-10}$ would bound the indirect CP violating contribution below $3 \cdot 10^{-12}$ and $3 \cdot 10^{-13}$ respectively. The present bounds: $1.1 \cdot 10^{-6}$ (NA31) and $3.9 \cdot 10^{-7}$ (E621) are still too weak. On the other hand KLOE at DAΦNE could make an important contribution here.

The present experimental bounds

$$Br(K_L \rightarrow \pi^0 e^+ e^-) \leq \begin{cases} 4.3 \cdot 10^{-9} & 121 \\ 5.5 \cdot 10^{-9} & 122 \end{cases} \quad (50)$$

are still by three orders of magnitude away from the theoretical expectations in the Standard Model. Yet the prospects of getting the required sensitivity of order 10^{-11} – 10^{-12} by 1999 are encouraging ¹²³. More details on this decay can be found in the recent review by Pich ¹²⁴.

6.2 $K_L \rightarrow \pi^0 \nu \bar{\nu}$ and $K^+ \rightarrow \pi^+ \nu \bar{\nu}$

$K_L \rightarrow \pi^0 \nu \bar{\nu}$ and $K^+ \rightarrow \pi^+ \nu \bar{\nu}$ are the theoretically cleanest decays in the field of rare K-decays. $K_L \rightarrow \pi^0 \nu \bar{\nu}$ is dominated by short distance loop diagrams (Z-penguins and box diagrams) involving the top quark. $K^+ \rightarrow \pi^+ \nu \bar{\nu}$ receives additional sizable contributions from internal charm exchanges. The great virtue of $K_L \rightarrow \pi^0 \nu \bar{\nu}$ is that it proceeds almost exclusively through direct CP violation ¹²⁵ and as such is the cleanest decay to measure this important phenomenon. It also offers a clean determination of the Wolfenstein parameter η and in particular as we will stress in section 8 offers the cleanest measurement of $\text{Im}\lambda_t = \text{Im}V_{ts}^* V_{td}$ which governs all CP violating K-decays. $K^+ \rightarrow \pi^+ \nu \bar{\nu}$ is CP conserving and offers a clean determination of $|V_{td}|$. Due to the presence of the charm contribution and the related

m_c dependence it has a small scale uncertainty absent in $K_L \rightarrow \pi^0 \nu \bar{\nu}$.

The next-to-leading QCD corrections to both decays have been calculated in ^{33,34,35}. These calculations considerably reduced the theoretical uncertainty due to the choice of the renormalization scales present in the leading order expressions¹²⁶, in particular in the charm contribution to $K^+ \rightarrow \pi^+ \nu \bar{\nu}$. Since the relevant hadronic matrix elements of the weak currents entering $K \rightarrow \pi \nu \bar{\nu}$ can be related using isospin symmetry to the leading decay $K^+ \rightarrow \pi^0 e^+ \nu$, the resulting theoretical expressions for $\text{Br}(K_L \rightarrow \pi^0 \nu \bar{\nu})$ and $\text{Br}(K^+ \rightarrow \pi^+ \nu \bar{\nu})$ are only functions of the CKM parameters, the QCD scale $\Lambda_{\overline{\text{MS}}}$ and the quark masses m_t and m_c . The isospin breaking corrections calculated in ¹²⁷ reduce the K^+ and K_L branching ratios by 10% and 5.6% respectively. The long distance contributions to $K^+ \rightarrow \pi^+ \nu \bar{\nu}$ have been considered in ¹²⁸ and found to be very small: a few percent of the charm contribution to the amplitude at most, which is safely negligible. The long distance contributions to $K_L \rightarrow \pi^0 \nu \bar{\nu}$ are negligible as well.

The explicit expressions for $\text{Br}(K^+ \rightarrow \pi^+ \nu \bar{\nu})$ and $\text{Br}(K_L \rightarrow \pi^0 \nu \bar{\nu})$ can be found in ⁸. Here we give approximate expressions in order to exhibit various dependences:

$$\text{Br}(K^+ \rightarrow \pi^+ \nu \bar{\nu}) = 0.7 \cdot 10^{-10} \left\{ \left[\frac{|V_{td}|}{0.010} \right]^2 \right. \\ \left. \times \left[\frac{|V_{cb}|}{0.040} \right]^2 \left[\frac{\overline{m}_t(m_t)}{170 \text{ GeV}} \right]^{2.3} + \text{cc} + \text{tc} \right\} \quad (51)$$

$$\text{Br}(K_L \rightarrow \pi^0 \nu \bar{\nu}) = 2.8 \cdot 10^{-11} \\ \times \left[\frac{\eta}{0.37} \right]^2 \left[\frac{\overline{m}_t(m_t)}{170 \text{ GeV}} \right]^{2.3} \left[\frac{|V_{cb}|}{0.040} \right]^4 \quad (52)$$

where in (51) we have shown explicitly only the pure top contribution.

The main impact of NLO is the reduction of scale uncertainties in the case of $K^+ \rightarrow \pi^+ \nu \bar{\nu}$ roughly from $\pm 22\%$ to $\pm 7\%$, and in the case of $K_L \rightarrow \pi^0 \nu \bar{\nu}$ from $\pm 10\%$ to $\pm 1\%$. The reduction of the scale uncertainty in $\text{Br}(K^+ \rightarrow \pi^+ \nu \bar{\nu})$ corresponds to the reduction in the uncertainty in the determination of $|V_{td}|$ from $\pm 14\%$ to $\pm 4\%$. Scanning the input parameters of table 2 one finds ⁶⁵:

$$\text{Br}(K^+ \rightarrow \pi^+ \nu \bar{\nu}) = (9.1 \pm 3.2) \cdot 10^{-11} \\ \text{Br}(K_L \rightarrow \pi^0 \nu \bar{\nu}) = (2.8 \pm 1.7) \cdot 10^{-11} \quad (53)$$

where the errors come dominantly from the uncertainties in the CKM parameters. The present experimental bound on $\text{Br}(K^+ \rightarrow \pi^+ \nu \bar{\nu})$ is $2.4 \cdot 10^{-9}$ ¹²⁹. A new bound $2 \cdot 10^{-10}$ for this decay is expected from E787 at AGS in Brookhaven in 1997. In view of the clean character of this decay a measurement of its branching ratio at this level would signal the presence of physics beyond the standard model. Further experimental improvements for this branching ratio are discussed in ¹³⁰. The present upper bound on $\text{Br}(K_L \rightarrow \pi^0 \nu \bar{\nu})$ from FNAL experiment E731 ¹³¹ is $5.8 \cdot 10^{-5}$. FNAL-E799 expects to reach the accuracy $\mathcal{O}(10^{-8})$ and a very interesting new proposal AGS2000¹³² expects to reach the single event sensitivity $2 \cdot 10^{-12}$ allowing a 10% measurement of the expected branching ratio. It is hoped that also JNAF(CEBAF), KAMI and KEK will make efforts to measure this gold-plated decay. Such measurements will also put constraints on the physics beyond the standard model¹³³.

6.3 $K_L \rightarrow \mu \bar{\mu}$

The rare decay $K_L \rightarrow \mu \bar{\mu}$ is CP conserving and in addition to its short-distance part, given by Z-penguins and box diagrams, receives important contributions from the two-photon intermediate state, which are difficult to calculate reliably^{134,135,136,137,138}. This latter fact is rather unfortunate because the short-distance part is, similarly to $K \rightarrow \pi \nu \bar{\nu}$, free of hadronic uncertainties and if extracted from the existing data would give a useful determination of the Wolfenstein parameter ϱ . The separation of the short-distance piece from the long-distance piece in the measured rate is very difficult however.

The NLO corrections to the short distance part have been calculated in ^{33,34,35}. This calculation reduced the theoretical uncertainty due to the choice of the renormalization scales present in the leading order expressions from $\pm 24\%$ to $\pm 10\%$. The remaining scale uncertainty which is larger than in $K^+ \rightarrow \pi^+ \nu \bar{\nu}$ is related to a particular feature of the perturbative expansion in this decay³⁵. An approximate expression for the short distance part is given as follows:

$$\text{Br}(K_L \rightarrow \mu \bar{\mu})_{SD} = 0.9 \cdot 10^{-9} \\ \times (1.2 - \bar{\varrho})^2 \left[\frac{\overline{m}_t(m_t)}{170 \text{ GeV}} \right]^{3.1} \left[\frac{|V_{cb}|}{0.040} \right]^4 \quad (54)$$

Scanning the input parameters of table 2 gives:

$$Br(K_L \rightarrow \mu\bar{\mu})_{SD} = (1.3 \pm 0.6) \cdot 10^{-9} \quad (55)$$

where the error comes dominantly from the uncertainties in the CKM parameters.

Now the full branching ratio can be written generally as follows:

$$\begin{aligned} Br(K_L \rightarrow \mu\bar{\mu}) &= |\text{Re}A|^2 + |\text{Im}A|^2 \\ \text{Re}A &= A_{SD} + A_{LD} \end{aligned} \quad (56)$$

with $\text{Re}A$ and $\text{Im}A$ denoting the dispersive and absorptive contributions respectively. The absorptive contribution can be calculated using the data for $K_L \rightarrow \gamma\gamma$ and is known under the name of the unitarity bound¹³⁹. One finds $(6.81 \pm 0.32) \cdot 10^{-9}$ which is very close to the experimental measurements

$$\begin{aligned} Br(K_L \rightarrow \mu\bar{\mu}) &= \\ &= \begin{cases} (6.86 \pm 0.37) \cdot 10^{-9} & \text{BNL 791}^{140} \\ (7.9 \pm 0.6 \pm 0.3) \cdot 10^{-9} & \text{KEK 137}^{141} \end{cases} \end{aligned} \quad (57)$$

which give the world average:

$$Br(K_L \rightarrow \mu\bar{\mu}) = (7.1 \pm 0.3) \cdot 10^{-9} \quad (58)$$

The accuracy of this result is impressive ($\pm 4\%$). It will be reduced to ($\pm 1\%$) at BNL in the next years.

The BNL791 group using their data and the unitarity bound extracts $|\text{Re}A|^2 \leq 0.6 \cdot 10^{-9}$ at 90% C.L. This is lower than the short distance prediction in (55). Unfortunately in order to use this result for the determination of ϱ the long distance dispersive part A_{LD} resulting from the intermediate off-shell two photon states should be known. The present estimates of A_{LD} are too uncertain to obtain a useful information on ϱ . It is believed that the measurement of $Br(K_L \rightarrow e\bar{e}\mu\bar{\mu})$ should help in estimating this part. The present result $(2.9 + 6.7 - 2.4) \cdot 10^{-9}$ from E799 should therefore be improved.

More details on this decay can be found in 140,35,123,124,137. More promising from theoretical point of view is the parity-violating asymmetry in $K^+ \rightarrow \pi^+\mu^+\mu^-$ ^{142,36}. Finally the longitudinal polarization in this decay is rather sensitive to contributions beyond the standard model¹⁴³.

6.4 $K_L \rightarrow \mu e$ and $K \rightarrow \pi \mu e$

These decays are forbidden in the standard model. Their occurrence would signal the violation of separate lepton number conservation. Typically $K_L \rightarrow \mu e$ and $K \rightarrow \pi \mu e$ are present in models with tree level flavour-changing neutral current transitions and are mediated by heavy lepto-quarks, horizontal gauge bosons, flavour violating neutral scalars etc. The present 90% C.L. upper bounds are: $Br(K_L \rightarrow \mu e) < 3.3 \cdot 10^{-11}$ (BNL791), $Br(K^+ \rightarrow \pi^+\mu e) < 2.1 \cdot 10^{-10}$ (BNL777) and $Br(K_L \rightarrow \pi^0\mu e) < 3.2 \cdot 10^{-9}$ (FNAL799). They should be improved in the next years to: 10^{-12} (BNL871), $2 \cdot 10^{-12}$ (BNL865) and $10^{-11} - 10^{-12}$ (KTEV, KAMI) respectively. These decays probe mass scales as high as a few 100 TeV and consequently can give first information whether there is some new physics in the "grand desert" between the scales probed by the colliders of the next decade like LHC and the GUTS scales.

7 CP-Violation in B-Decays

CP violation in B decays is certainly one of the most important targets of B factories and of dedicated B experiments at hadron facilities. It is well known that CP violating effects are expected to occur in a large number of channels at a level attainable at forthcoming experiments. Moreover there exist channels which offer the determination of CKM phases essentially without any hadronic uncertainties. Since there exist extensive reviews on this subject^{145,144,146}, let me concentrate only on the most important points and in particular on the recent developments.

7.1 Strategies for (α, β, γ)

B^0 -Decays to CP Eigenstates

A time dependent asymmetry in the decay $B^0 \rightarrow f$ with f being a CP eigenstate is given by

$$\begin{aligned} a_{CP}(t, f) &= \mathcal{A}_{CP}^{dir}(B \rightarrow f) \cos(\Delta Mt) \\ &+ \mathcal{A}_{CP}^{mix-ind}(B \rightarrow f) \sin(\Delta Mt) \end{aligned} \quad (59)$$

where we have separated the *direct* CP-violating contributions from those describing *mixing*-

induced CP violation:

$$\begin{aligned}\mathcal{A}_{CP}^{dir}(B \rightarrow f) &\equiv \frac{1 - |\xi_f|^2}{1 + |\xi_f|^2}, \\ \mathcal{A}_{CP}^{mix-ind}(B \rightarrow f) &\equiv \frac{2\text{Im}\xi_f}{1 + |\xi_f|^2}.\end{aligned}\quad (60)$$

In (59), ΔM denotes the mass splitting of the physical B^0 - \bar{B}^0 -mixing eigenstates. The quantity ξ_f containing essentially all the information needed to evaluate the asymmetries (60) is given by

$$\xi_f = \exp(-i\phi_M) \frac{A(\bar{B} \rightarrow f)}{A(B \rightarrow f)} \quad (61)$$

with ϕ_M denoting the weak phase in the $B - \bar{B}$ mixing and $A(B \rightarrow f)$ the decay amplitude.

Generally several decay mechanisms with different weak and strong phases can contribute to $A(B \rightarrow f)$. These are tree diagram (current-current) contributions, QCD penguin contributions and electroweak penguin contributions. If they contribute with similar strength to a given decay amplitude the resulting CP asymmetries suffer from hadronic uncertainties related to matrix elements of the relevant operators Q_i .

An interesting case arises when a single mechanism dominates the decay amplitude or the contributing mechanisms have the same weak phases. Then

$$\xi_f = \exp(-i\phi_M) \exp(i2\phi_D), \quad |\xi_f|^2 = 1 \quad (62)$$

where ϕ_D is the weak phase in the decay amplitude. In this particular case the hadronic matrix elements drop out, the direct CP violating contribution vanishes and the mixing-induced CP asymmetry is given entirely in terms of the weak phases ϕ_M and ϕ_D . One has then

$$a_{CP}(f) = \pm \sin((\Delta M)t) \sin(2\phi_D - \phi_M) \quad (63)$$

where \pm refers to f being a $CP = \pm$ eigenstate. Then one finds for $B_d \rightarrow \psi K_S$ and $B_d \rightarrow \pi^+ \pi^-$

$$\begin{aligned}a_{CP}(\psi K_S, t) &= -\sin((\Delta M)_d t) \sin(2\beta) \\ a_{CP}(\pi^+ \pi^-, t) &= -\sin((\Delta M)_d t) \sin(2\alpha)\end{aligned}\quad (64)$$

where we have neglected for a moment QCD penguins in $a_{CP}(\pi^+ \pi^-, t)$. Since in the usual unitarity triangle one side is known, it suffices to measure

two angles to determine the triangle completely. This means that the measurements of $\sin 2\alpha$ and $\sin 2\beta$ can determine the parameters ϱ and η .

Unfortunately life is not so easy and there are only a few channels for which this fortunate situation takes place. In addition studies of this type require tagging (distinction between unmixed B^0 and \bar{B}^0 at $t = 0$) as well as two time dependent rates $B^0(t) \rightarrow f$ and $\bar{B}^0(t) \rightarrow f$. Both tagging and time dependent studies are certainly not easy.

Decays to CP-Non-Eigenstates

One can of course study also decays to CP non-eigenstates. This, in addition to tagging, requires generally four time dependent rates $B^0(t) \rightarrow f$, $\bar{B}^0(t) \rightarrow f$, $B^0(t) \rightarrow \bar{f}$ and $\bar{B}^0(t) \rightarrow \bar{f}$ ¹⁴⁸. In certain cases this approach gives interesting results.

Triangle Constructions

Here one attempts to extract α , β , and γ from branching ratios only. Neither tagging nor time-dependent measurements are needed. On the other hand these methods require measurements of several branching ratios in order to eliminate the hadronic uncertainties. The prototypes of such studies are the method of Gronau and Wyler¹⁴⁹ and the method of Gronau and London¹⁵⁰ with the latter using the $SU(2)$ -flavour (isospin) symmetry. More recently methods based on $SU(3)$ -triangle relations have been proposed¹⁵¹. I will return to them below.

7.2 Theoretically Clean Determinations of (α, β, γ)

In my opinion there exist only *five* determinations of (α, β, γ) in B decays which fully deserve the name "theoretically clean". Let me discuss them briefly one-by-one.

$B_d \rightarrow \psi K_S$ and β

The mixing induced CP-asymmetry in this "gold-plated" decay allows in the standard model a direct measurement of the angle β as pointed out by Bigi and Sanda¹⁵² a long time ago. In this decay the QCD penguins and EW penguins have to an excellent approximation the same weak phases as the leading tree contributions. This results in the

formula given in (64) which offers a clean determination of β .

$B_d \rightarrow \pi^+ \pi^-$ and α

In this case the formula (64) does not really apply because of the presence of QCD penguin contributions which have different phases than the leading tree contributions. The asymmetry $a_{CP}(\pi^+ \pi^-)$ measures then $2\alpha + \theta_P$ where the unknown phase θ_P signals the presence of QCD penguins. Using the isospin symmetry and the related triangle construction Gronau and London¹⁵⁰ have demonstrated how the unknown phase θ_P can be found by measuring in addition the branching ratios $Br(B^+ \rightarrow \pi^+ \pi^0)$, $Br(B^0 \rightarrow \pi^0 \pi^0)$ and the branching ratios of CP conjugate channels. With this information the asymmetry $a_{CP}(\pi^+ \pi^-)$ offers a clean determination of α . The smallness of $Br(B_d \rightarrow \pi^0 \pi^0)$ ($\leq \mathcal{O}(10^{-6})$)¹⁵⁴ is a weak point of this method. It has been pointed out by Deshpande and He¹⁵⁵ that the presence of EW penguins could have a sizable impact on the GL method. A closer look shows, however that this impact is rather small¹⁵⁶, at most a few %. Moreover a method has been proposed to estimate this effect quantitatively^{157,158}.

$B^\pm \rightarrow D_{CP}^0 K^\pm$ and γ

This decay involves only tree diagram contributions and requires six decay rates $B^\pm \rightarrow D_{CP}^0 K^\pm$, $B^+ \rightarrow D^0 K^+$, $\bar{D}^0 K^+$ and $B^- \rightarrow D^0 K^-$, $\bar{D}^0 K^-$. A known triangle construction due to Gronau and Wyler¹⁴⁹ allows then a clean determination of γ . The virtue of this method is that neither tagging nor time-dependent studies are required. Moreover the observation of CP violation in $B^\pm \rightarrow D_{CP}^0 K^\pm$ would signal automatically direct CP violation. A possible difficulty is the disparity in the size of the expected branching ratios needed to construct the triangles in question. Whereas four branching ratios listed above are expected to be $\mathcal{O}(10^{-4} - 10^{-5})$, the branching ratio of the colour suppressed channels $B^\pm \rightarrow D^0 K^\pm$ are expected to be by one order of magnitude smaller. On one hand such a small branching ratio is difficult to measure. On the other hand the resulting triangles will have one side very small making the extraction of γ difficult. A similar method using neutral B-decays has been proposed by Dunietz¹⁵⁹.

$B_s \rightarrow D_s^+ K^-$, $\bar{B}_s \rightarrow D_s^- K^+$ and γ

This method suggested by Aleksan, Dunietz and Kayser¹⁶⁰ is unaffected by penguin contributions. A full time dependent analysis allows a clean measurement of $\sin^2 \gamma$. Since the expected branching ratio is $\mathcal{O}(10^{-4})$, this method is in principle feasible although the expected large $B_s^0 - \bar{B}_s^0$ mixing makes this measurement very challenging.

$B_s \rightarrow \psi \phi$ and η

This is an analog of $B_d \rightarrow \psi K_s$. In the leading order of the Wolfenstein parametrization the asymmetry $a_{CP}(\psi \phi, t)$ vanishes. Including higher order terms in λ one finds^{144,161}

$$a_{CP}(\psi \phi, t) = 2\lambda^2 \eta \sin((\Delta M)_s t) \quad (65)$$

where λ and η are the Wolfenstein parameters. With $\lambda = 0.22$ and $\eta = 0.35$ one has $2\lambda^2 \eta = 0.03$. The rapid oscillations due to large $(\Delta M)_s$ and the smallness of the CKM factor make the measurement of η this way very challenging. On the other hand the clean character of this asymmetry and its smallness can be used in the search for the physics beyond the standard model.

7.3 Four Topics

Electroweak Penguins and B decays

During the last two years there has been a considerable interest in the role of electroweak penguin contributions in non-leptonic B-decays. Since the Wilson coefficients of the corresponding local operators increase strongly with the top-quark mass, it has been found by Fleischer^{164,165,166} that the role of the electroweak penguins can be substantial in certain decays. This is for instance the case of the decay $B^- \rightarrow K^- \Phi$ ¹⁶⁴, which exhibits sizable electroweak penguin effects. More interestingly, there are even some channels, such as $B^- \rightarrow \pi^- \Phi$ ¹⁶⁵ and $B_s \rightarrow \pi^0 \Phi$ ¹⁶⁶, which are *dominated completely* by electroweak penguin contributions and which should, thus, allow interesting insights into the physics of the corresponding operators. In this respect, the decay $B_s \rightarrow \pi^0 \Phi$ (or similar transitions such as $B_s \rightarrow \rho^0 \Phi$) is very promising due to its special isospin-, CKM- and colour-structure¹⁶⁶. As the branching ratio of this mode is expected to be of $\mathcal{O}(10^{-7})$, it will unfortunately be

rather difficult to analyze this decay experimentally. The electroweak penguin effects discussed in ^{164,166} have been confirmed by other authors ^{167,169}.

Now the question arises whether the usual strategies for the determination of the CKM-phases are affected by the presence of the electroweak penguin contributions.

The five clean strategies reviewed above are, – except for the Gronau-London method – unaffected by EW penguins. It can also be shown that the impact of the $\bar{b} \rightarrow \bar{d}$ EW penguins on the Gronau-London method is small ^{156,157}. On the other hand as pointed out by Deshpande and He ¹⁵⁵, the $\bar{b} \rightarrow \bar{s}$ EW penguins have a considerable impact on the GHLR method ¹⁵¹. This method uses the $SU(3)$ flavour symmetry of strong interactions in B-decay into $\pi\pi$, πK and $K\bar{K}$ final states which should allow to determine the CKM phases by measuring only branching ratios of the relevant B decays. In view of this problem various strategies have been proposed in order to either eliminate electroweak penguins ^{156,170} or to determine them ¹⁵⁷. Some of these strategies show sensitivity to $SU(3)_F$ breaking effects and generally involve many channels. Consequently they are very challenging for experimentalists and their usefulness is unclear at present.

Finally I would like to mention ¹⁵⁸ where various strategies for fixing the angle γ and obtaining experimental insight into the world of EW-penguins have been presented. A by-product of this work is a refined estimate of the role of EW-penguins in the α -determination by means of $B \rightarrow \pi\pi$ decays.

The Quest for α

The Gronau-London method for the determination of α involves the experimentally difficult mode $B_d \rightarrow \pi^0\pi^0$ which is expected to be $\leq \mathcal{O}(10^{-6})$ ¹⁵⁴. For this reason several other methods have been proposed which avoid the use of $B_d \rightarrow \pi^0\pi^0$ in conjunction with $a_{CP}(\pi^+\pi^-, t)$. For instance in ¹⁷² the use of $B \rightarrow \varrho\pi$ has been suggested. Next in ¹⁵³ an alternative method of determining α by performing simultaneous measurements of the mixing-induced CP asymmetries of the decays $B_d \rightarrow \pi^+\pi^-$ and $B_d \rightarrow K^0\bar{K}^0$ has been proposed. The accuracy of this method is limited by $SU(3)$ breaking effects but it is unaffected by EW

penguins. Moreover the decay $B_d \rightarrow K^0\bar{K}^0$ might be easier to measure than $B_d \rightarrow \pi^0\pi^0$. As shown by Fleischer ¹⁷¹ the CP asymmetry in $B_d \rightarrow K^0\bar{K}^0$ can be as large as $\mathcal{O}(50\%)$. Next in ¹⁴⁷ the use of $a_{CP}(\pi^+\pi^-, t)$ together with the rates for B-meson decays into $\pi^\pm K^\mp$ and $K_S\pi^\pm$ allows with the help of $SU(3)_F$ symmetry (including its first-order symmetry breaking) the extraction of α and γ . Finally as pointed out in ¹⁷³, α can be determined by measuring $A_{CP}^{dir}(B^0 \rightarrow \pi^+\pi^-)$, $A_{CP}^{mix-ind}(B^0 \rightarrow \pi^+\pi^-)$, R_t and $Br(B^+ \rightarrow \pi^+K^0)/Br(B^+ \rightarrow \pi^+\pi^0)$.

On the other hand, to sort out the effects of QCD penguins in $B^0 \rightarrow \pi^+\pi^-$, Silva and Wolfenstein ¹⁷⁴ suggest to measure $\Gamma(\bar{B}^0 \rightarrow \pi^+K^-)/\Gamma(\bar{B}^0 \rightarrow \pi^+\pi^-)$ with the first channel dominated by penguin contributions. Next DeJongh and Sphicas ¹⁷⁵, Kramer, Palmer and Wu ¹⁷⁷, and Aleksan et al. ¹⁷⁶ provide various model estimates of the importance of QCD penguins in $a_{CP}(\pi^+\pi^-, t)$. In particular Kramer et al. expect only a small impact of QCD penguins on the determination of α from $a_{CP}(\pi^+\pi^-, t)$ provided α is large. Different conclusion has been reached by Gronau ¹⁷⁸. Certainly the chapter on α determination from $a_{CP}(\pi^+\pi^-, t)$ is not closed.

Time-dependent Untagged Strategies

The expected large $B_s^0 - \bar{B}_s^0$ mixing implies rapid oscillations in $a_{CP}(f, t)$ which complicates the extraction of weak phases from B_s decays by means of tagged measurements. As pointed out by Dunietz ¹⁷⁹ and analyzed in detail by him and Fleischer ¹⁸⁰, these rapid oscillations cancel in untagged measurements which in addition are more efficient experimentally than the tagged ones. The size of CP violating effects is governed then by the width difference $(\Delta\Gamma)_s$ in the $B_s^0 - \bar{B}_s^0$ system, which is known to be substantial. Using various angular distributions of decay products, clean determinations of γ in $B_s \rightarrow D^{*\pm}K^{*\mp}$, $K^{*+}K^{*-}$, $K^0\bar{K}^0$ and of η in $B_s \rightarrow \psi\phi$ are then possible ¹⁸⁰.

The feasibility of this method depends on the actual size of $(\Delta\Gamma/\Gamma)_{B_s}$ and the method ceases to be useful if this ratio is well below 0.2. Unfortunately a recent calculation ¹⁸¹ shows that the inclusion of $\mathcal{O}(\Lambda_{QCD}/m_b)$ and $\mathcal{O}(m_s/m_b)$ corrections reduces this ratio by roughly 30% relative to previous estimates: $(\Delta\Gamma/\Gamma)_{B_s} = 0.16 + 0.11 - 0.09$. The inclusion of short distance NLO corrections and

better estimates of the relevant non-perturbative B_i factors could reduce the sizable error. Eventually $(\Delta\Gamma)_{B_s}$ should be measured at HERA-B and in Run II at FNAL.

CP Asymmetries in Inclusive Decays

The CP violating asymmetries that occur in partially inclusive neutral B meson decays with final states specified by their flavour content have been studied recently¹⁸². Such inclusive asymmetries are complementary to those in exclusive decays and can be sometimes theoretically advantageous. In particular the asymmetry in B_d meson decay into charmless final states with no net strangeness provides a determination of $\sin 2\alpha$, that does not suffer from uncontrolled penguin contributions or tiny branching ratios. Finally recent studies of CP asymmetries in $B_d \rightarrow X_{s,d}\gamma$ and $B \rightarrow X_d l^+ l^-$ can be found in¹⁸³ and¹⁸⁴ respectively. CP-violating asymmetries in $B \rightarrow K^*(\varrho)\gamma$ are presented in¹⁸⁵.

8 Future Visions

8.1 Classification

Let us begin this section by grouping various decays and quantities into four distinct classes with respect to theoretical uncertainties.

Gold-Plated Class

These are the decays with essentially no theoretical uncertainties:

- CP asymmetries in $B_d \rightarrow \psi K_S$ and $B_s \rightarrow \psi\phi$ which measure the angle β and the parameter η respectively,
- The ratio $Br(B \rightarrow X_d \nu \bar{\nu})/Br(B \rightarrow X_s \nu \bar{\nu})$ which offers the cleanest direct determination of the ratio $|V_{td}/V_{ts}|$,
- Rare K-decays $K_L \rightarrow \pi^0 \nu \bar{\nu}$ and $K^+ \rightarrow \pi^+ \nu \bar{\nu}$ which offer very clean determinations of $\text{Im}\lambda_t(\eta)$ and $|V_{td}|$ respectively.

Class 1

- CP asymmetry in $B^0 \rightarrow \pi^+ \pi^-$ relevant for the angle α and the CP asymmetries in $B^\pm \rightarrow D_{CP} K^\pm$, $B_s \rightarrow D_s K$ and $B^0 \rightarrow \bar{D}^0 K^*$ all relevant for the angle γ . These

CP asymmetries require additional strategies in order to determine these angles without hadronic uncertainties.

- Ratios $Br(B_d \rightarrow l\bar{l})/Br(B_s \rightarrow l\bar{l})$ and $(\Delta M)_d/(\Delta M)_s$ which give good measurements of $|V_{td}/V_{ts}|$ provided the SU(3) breaking effects in the ratios F_{B_d}/F_{B_s} and $\sqrt{B_d}F_{B_d}/\sqrt{B_s}F_{B_s}$ can be brought under control.

Class 2

Here I group quantities or decays with presently moderate ($\pm 10\%$) or substantial ($\pm 20\%$) theoretical uncertainties which should be considerably reduced in the next five years. In particular I assume that the uncertainties in B_K and $\sqrt{B}F_B$ will be reduced below 10%.

- $B \rightarrow X_{s,d}\gamma$, $B \rightarrow X_{s,d} l^+ l^-$, $B \rightarrow K^*(\rho) l^+ l^-$
- $(\Delta M)_d$, $(\Delta M)_s$, $|V_{cb}|_{excl}$, $|V_{cb}|_{incl}$, $|V_{ub}/V_{cb}|_{incl}$
- Some CP asymmetries in B-decays discussed above
- ε_K and $K_L \rightarrow \pi^0 e^+ e^-$

Class 3

Here we have a list of important decays with large theoretical uncertainties which can only be removed by a dramatic progress in non-perturbative techniques:

- CP asymmetries in most B^\pm -decays
- $B_d \rightarrow K^* \gamma$, Non-leptonic B-decays, $|V_{ub}/V_{cb}|_{excl}$
- ε'/ε , $K \rightarrow \pi\pi$, $\Delta M(K_L - K_s)$, $K_L \rightarrow \mu\bar{\mu}$, hyperon decays and so on.

It should be stressed that even in the presence of theoretical uncertainties a measurement of a non-vanishing ratio ε'/ε or a non-vanishing CP asymmetry in charged B-decays would signal direct CP violation excluding superweak scenarios⁷¹. This is not guaranteed by several clean decays of the gold-plated class or class 1¹⁸⁶ except for $B^\pm \rightarrow D_{CP} K^\pm$.

8.2 Some Numerical Examples

In what follows let us assume that the problems with the determination of α discussed in the previous section will be solved somehow. Since in the usual unitarity triangle one side is known, it suffices to measure two angles to determine the triangle completely. This means that the measurements of $\sin 2\alpha$ and $\sin 2\beta$ can determine the parameters ϱ and η . As the standard analysis of the unitarity triangle of section 3 shows, $\sin(2\beta)$ is expected to be large: $\sin(2\beta) = 0.58 \pm 0.22$ implying the integrated asymmetry $A_{CP}(\psi K_S)$ as high as $(30 \pm 10)\%$. The prediction for $\sin(2\alpha)$ is very uncertain on the other hand (0.1 ± 0.9) and even a rough measurement of α would have a considerable impact on our knowledge of the unitarity triangle as stressed in⁶ and recently in¹⁸⁷.

Let us then compare the potentials of the CP asymmetries in determining the parameters of the standard model with those of the cleanest rare K-decays: $K_L \rightarrow \pi^0 \nu \bar{\nu}$ and $K^+ \rightarrow \pi^+ \nu \bar{\nu}$ ¹⁸⁷. Measuring $\sin 2\alpha$ and $\sin 2\beta$ from CP asymmetries in B decays allows to fix the parameters $\bar{\eta}$ and $\bar{\varrho}$ ^{6,188}. Alternatively, $\bar{\varrho}$ and $\bar{\eta}$ may also be determined from $K^+ \rightarrow \pi^+ \nu \bar{\nu}$ and $K_L \rightarrow \pi^0 \nu \bar{\nu}$ alone^{189,190}. An interesting feature of this possibility is the fact that the extraction of $\sin 2\beta$ from these two modes is essentially independent of m_t and V_{cb} ¹⁹⁰. This enables a rather accurate determination of $\sin 2\beta$ from $K \rightarrow \pi \nu \bar{\nu}$.

A comparison of both strategies is displayed in tables 4 and 5, where the following input has been used: $|V_{cb}| = 0.040 \pm 0.002(0.001)$, $m_t = (170 \pm 3) \text{ GeV}$ and

$$\begin{aligned} B(K_L \rightarrow \pi^0 \nu \bar{\nu}) &= (3.0 \pm 0.3) \cdot 10^{-11} \\ B(K^+ \rightarrow \pi^+ \nu \bar{\nu}) &= (1.0 \pm 0.1) \cdot 10^{-10} \end{aligned} \quad (66)$$

The measurements of CP asymmetries in $B_d \rightarrow \pi\pi$ and $B_d \rightarrow J/\psi K_S$, expressed in terms of $\sin 2\alpha$ and $\sin 2\beta$, are taken to be scenario I:

$$\sin 2\alpha = 0.40 \pm 0.10 \quad \sin 2\beta = 0.70 \pm 0.06 \quad (67)$$

scenario II:

$$\sin 2\alpha = 0.40 \pm 0.04 \quad \sin 2\beta = 0.70 \pm 0.02 \quad (68)$$

Scenario I corresponds to the accuracy being aimed for at B -factories and HERA-B prior to the

	$K \rightarrow \pi \nu \bar{\nu}$	CP-B (I)
$ V_{td} /10^{-3}$	10.3 ± 1.1	8.8 ± 0.5
$ V_{ub}/V_{cb} $	0.089 ± 0.017	0.087 ± 0.009
$\bar{\varrho}$	-0.10 ± 0.16	0.07 ± 0.03
$\bar{\eta}$	0.38 ± 0.04	0.38 ± 0.04
$\sin 2\beta$	0.62 ± 0.05	0.70 ± 0.06
$\text{Im}\lambda_t/10^{-4}$	1.37 ± 0.07	1.37 ± 0.19

Table 4: Illustrative example of the determination of CKM parameters from $K \rightarrow \pi \nu \bar{\nu}$ and from CP violating asymmetries in B decays (scenario I). $V_{cb} = 0.040 \pm 0.002$.

	$K \rightarrow \pi \nu \bar{\nu}$	CP-B (II)
$ V_{td} /10^{-3}$	10.3 ± 0.9	8.8 ± 0.2
$ V_{ub}/V_{cb} $	0.089 ± 0.011	0.087 ± 0.003
$\bar{\varrho}$	-0.10 ± 0.12	0.07 ± 0.01
$\bar{\eta}$	0.38 ± 0.03	0.38 ± 0.01
$\sin 2\beta$	0.62 ± 0.05	0.70 ± 0.02
$\text{Im}\lambda_t/10^{-4}$	1.37 ± 0.07	1.37 ± 0.08

Table 5: Illustrative example of the determination of CKM parameters from $K \rightarrow \pi \nu \bar{\nu}$ and from CP violating asymmetries in B decays (scenario II). $V_{cb} = 0.040 \pm 0.001$.

LHC era. An improved precision can be anticipated from LHC experiments, which we illustrate with our choice of scenario II.

As can be seen in tables 4 and 5, the CKM determination using $K \rightarrow \pi \nu \bar{\nu}$ is competitive with the one based on CP violation in B decays, except for $\bar{\varrho}$ which is less constrained by the rare kaon processes.

On the other hand $\text{Im}\lambda_t$ is better determined in the kaon scenario. It can be obtained from $K_L \rightarrow \pi^0 \nu \bar{\nu}$ alone and does not require knowledge of V_{cb} which enters $\text{Im}\lambda_t$ when derived from $\sin 2\alpha$ and $\sin 2\beta$. This analysis suggests that $K_L \rightarrow \pi^0 \nu \bar{\nu}$ should eventually yield the most accurate value of $\text{Im}\lambda_t$. This would be an important result since $\text{Im}\lambda_t$ plays a central role in the phenomenology of CP violation in K decays and is furthermore equivalent to the Jarlskog parameter J_{CP} ¹⁹¹, the invariant measure of CP violation in the Standard Model, $J_{CP} = \lambda(1 - \lambda^2/2)\text{Im}\lambda_t$.

There is another virtue of the comparison of the determinations of various parameters using CP-B asymmetries with the determinations in very clean decays $K \rightarrow \pi \nu \bar{\nu}$. Any substantial deviations from these two determinations would signal

new physics beyond the standard model.

On the other hand unprecedented precision for all CKM parameters could be achieved by combining the cleanest K and B decays¹⁸⁸. While λ is obtained as usual from $K \rightarrow \pi e \nu$, $\bar{\varrho}$ and $\bar{\eta}$ could be determined from $\sin 2\alpha$ and $\sin 2\beta$ as measured in CP violating asymmetries in B decays. Given η , one could take advantage of the very clean nature of $K_L \rightarrow \pi^0 \nu \bar{\nu}$ to extract A or, equivalently $|V_{cb}|$ using (52). For $\sin 2\alpha = 0.40 \pm 0.04$, $\sin 2\beta = 0.70 \pm 0.02$ and $B(K_L \rightarrow \pi^0 \nu \bar{\nu}) = (3.0 \pm 0.3) \cdot 10^{-11}$, $m_t = (170 \pm 3) \text{ GeV}$ one finds

$$\begin{aligned} \bar{\varrho} &= 0.07 \pm 0.01 & \bar{\eta} &= 0.38 \pm 0.01 \\ |V_{cb}| &= 0.0400 \pm 0.0013 \end{aligned} \quad (69)$$

which would be a truly remarkable result. Again the comparison of this determination of $|V_{cb}|$ with the usual one in tree level B-decays would offer an excellent test of the standard model and in the case of discrepancy would signal physics beyond the standard model.

9 A Look beyond the Standard Model

In this review we have concentrated on rare decays and CP violation in the standard model. The structure of rare decays and of CP violation in extensions of the standard model may deviate from this picture. Consequently the situation in this field could turn out to be very different from the one presented here. It is appropriate then to end this review with a few remarks on the physics beyond the standard model. Much more elaborate discussion can be found for instance in^{193,113}, where further references can be found.

9.1 Impact of New Physics

There is essentially no impact on $|V_{us}|$, $|V_{cb}|$ and $|V_{ub}|$ determined in tree level decays. This is certainly the case for the first two elements. In view of the smallness of $|V_{ub}|$ a small impact from the loop contributions (sensitive to new physics) to leading decays could in principle be present. However in view of many theoretical uncertainties in the determination of this element such contributions can be safely neglected at present.

There is in principle a substantial impact of new physics on the determination of ϱ , η , $|V_{td}|$, $\text{Im}\lambda_t$ and generally on the unitarity triangle through the loop induced decays which can

receive new contributions from internal chargino, charged Higgs, stops, gluinos and other exotic exchanges. If the quark mixing matrix has the CKM structure, the element $|V_{ts}|$ on the other hand will be only slightly affected by these new contributions. Indeed from the unitarity of the CKM matrix $|V_{ts}|/|V_{cb}| = 1 - \mathcal{O}(\lambda^2)$ and the new contributions could only affect the size of the $\mathcal{O}(\lambda^2)$ terms which amounts to a few percent at most. This situation makes the study of new physics in rare B decays governed by $|V_{ts}|$ somewhat easier than in rare K-decays and B decays which are governed by $|V_{td}|$. Indeed in the latter decays the impact of new physics is felt both in the CKM couplings and in the m_t dependent functions, which one has to disentangle, whereas in the former decays mainly the impact of new physics on the m_t dependent functions is felt.

Similarly if no new phases in the quark mixing are present, the formulae for CP asymmetries in B-decays remain unchanged and these asymmetries measure again the phases of the CKM matrix as in the standard model. Thus even if there is some new physics in the loop diagrams we will not see it in the clean asymmetries directly if there are no new phases in the quark mixing matrix. In order to search for new physics and to be able to distinguish between various types of new physics, the comparison of the values of CKM phases determined from CP asymmetries and from loop induced decays is then mandatory.

The situation becomes even more complicated if the quark mixing involves more angles and new phases and in addition there are new parameters in the Higgs, SUSY and generally new physics sector. For instance in such a case the "gold-plated" asymmetry in $B \rightarrow \psi K_S$ would take the form¹⁹³:

$$A_{CP}(\psi K_S, t) = -\sin((\Delta M)_d t) \sin(2\beta + \theta_{NEW}) \quad (70)$$

implying that not 2β but $2\beta + \theta_{NEW}$ is measured by the asymmetry. Some strategies for the extraction of phases in these more complicated situations have been recently discussed^{194,195}

This short discussion makes it clear that in order to search effectively for new physics it is essential to measure and calculate as many processes and compare the resulting CKM parameters with each other. Graphically this corresponds simply to figure 3. In this enterprise the crucial role will be played by very clean decays of the "gold-plated"

class and of classes 1 and possibly 2 in which the new physics will not be hidden by theoretical uncertainties present in the decays of class 3.

9.2 Signals of New Physics

New Physics will be signalled in principle in various ways. Here are some obvious examples:

- Standard model predictions for various branching ratios and CP asymmetries will disagree with data,
- (ϱ, η) determined in K-physics will disagree with (ϱ, η) determined in B-physics,
- (ϱ, η) determined in loop induced decays will disagree with (ϱ, η) determined through CP asymmetries,
- Forbidden and very rare decays will occur at unexpected level: $K_L \rightarrow \mu e$, $K \rightarrow \pi \mu e$, d_N , d_e , $\mu \rightarrow e\gamma$, $D^0 - \bar{D}^0$ mixing, CP violation in D-decays¹⁹⁶ etc.,
- Unitarity Triangle will not close.

9.3 General Messages

Let us end this discussion with some general messages on New Physics.

It is well known that baryogenesis suggests some CP violation outside the Standard Model. The single CKM phase simply does not give enough CP Violation for the required baryon asymmetry¹⁹⁷. It is however not unlikely that large new sources of CP violation necessary for baryogenesis could be present at the electroweak scale¹⁹⁸. They are present for instance in general SUSY models and in multi-Higgs models.

It should be stressed that baryogenesis and the required additional CP violation being flavour diagonal may have direct impact on the electric dipole moments but have no direct impact on FCNC processes. However new physics required for baryon asymmetry could bring new phases relevant for FCNC.

Concentrating on SUSY for a moment, more general and natural SUSY models give typically very large CP violating effects¹⁹⁹ and FCNC transitions²⁰⁰ which are inconsistent with the experimental values of ε_K , $K_L - K_S$ mass difference and the bound on the electric dipole moment of the

neutron. In order to avoid such problems, special forms of squark mass matrices²⁰¹ and fine tuning of phases are necessary. In addition one frequently assumes that CP violation and FCNC are absent at tree level. In the limiting case one ends with a special version of the MSSM in which to a good approximation CP violation and FCNC processes are governed by the CKM matrix and the new effects are dominantly described by loop diagrams with internal stop, charginos and charged higgs exchanges. It is then not surprising that in the quark sector new effects in MSSM compared with SM predictions for FCNC transitions are rather moderate, although for a particular choice of parameters and certain quantities still enhancements (or suppressions) by factors 2-3 cannot be excluded^{202,109}. This turns out to be the case e.g. for ε_K and $(\Delta M)_{d,s}$. Unfortunately in view of the uncertainties related to the non-perturbative factors like B_K and $\sqrt{B}F_B$ such "moderate" effects will not be easily seen. Larger effects are expected in the lepton sector and in electric dipole moments²⁰³. Similar comments about the size of new effects apply to multi-higgs models and left-right symmetric models.

Large effects are still possible in models with tree level FCNC transitions^{192,113}, leptoquarks, models with horizontal gauge symmetries, technicolour and top-colour models^{193,113}. Unfortunately these models contain many free parameters and at present the main thing one can do is to bound numerous new couplings and draw numerous curves which from my point of view is not very exciting.

On the other hand it is to be expected that clearest signals of new physics may come precisely from very exotic physics which would cause the decays $K_L \rightarrow \mu e$, $K \rightarrow \pi \mu e$, T-violating μ -polarization in $K^+ \rightarrow \pi^0 \mu^+ \nu$ to occur. Also sizable values of d_N , d_e , $\mu \rightarrow e\gamma$, $D^0 - \bar{D}^0$ mixing, $D^0 \rightarrow l^+ l^-$ and of CP violation in D-decays and top decays are very interesting in this respect. Important progress in FCNC transitions and CP violation in the D-system should be achieved at FNAL at the beginning of the next decade²⁰⁴. In the standard models these effects are very small but in a number of extensions like SUSY models, multiscalar models and leptoquark models the new contribution could bring CP violation and $D^0 - \bar{D}^0$ mixing close to present experimental limits^{205,196}.

It should however be stressed once more that

theoretically cleanest decays belonging to the top classes of section 8 will certainly play important roles in the search for new physics and possibly will offer its first signals.

10 Summary and Outlook

During the recent years important progress has been made in the field of FCNC processes through:

- The improved measurement of m_t .
- The improved determinations of $|V_{cb}|$ and $|V_{ub}|$.
- The discovery of $b \rightarrow s\gamma$ transition and the improved bounds on several branching ratios for rare decays.
- The calculation of NLO short distance QCD corrections for most important decays.
- Heavy Quark Expansions and Heavy Quark Effective Theory.
- Improved non-perturbative calculations.
- Suggesting of useful methods for extracting the parameters of the standard model with small or negligible theoretical uncertainties.

The standard model is fully consistent with the existing data for FCNC processes. The next ten years could change this picture dramatically through the advances in experiment and theory. In particular:

- The error on $|V_{cb}|$ and $|V_{ub}/V_{cb}|$ could be decreased below 0.002 and 0.01 respectively. This progress should come mainly from Cornell, B-factories and new theoretical efforts.
- The error on m_t should be decreased down to ± 3 GeV at Tevatron and ± 1 GeV at LHC.
- The improved measurements of ε'/ε should give some insight in the physics of direct CP violation inspite of large theoretical uncertainties.
- The first events for $K^+ \rightarrow \pi^+ \nu \bar{\nu}$ could in principle be seen at BNL already next year. A detailed study of this very important decay requires however new experimental ideas and new efforts.

- The future improved inclusive $b \rightarrow s\gamma$ measurements confronted with improved standard model predictions could give the first signals of new physics.
- Similarly the measurement of the transition $b \rightarrow s\mu\bar{\mu}$, to be expected at the beginning of the next decade, should be very important in this respect.
- The theoretical status of $K_L \rightarrow \pi^0 e^+ e^-$ and $K_L \rightarrow \mu\bar{\mu}$ should be improved to confront future data.
- The measurement of the $B_s - \bar{B}_s$ mixing and in particular of $K_L \rightarrow \pi^0 \nu \bar{\nu}$, $B \rightarrow X_{s,d} \nu \bar{\nu}$ and $B_{s,d} \rightarrow \mu\bar{\mu}$ will take most probably longer time but as stressed in this review all efforts should be made to measure these transitions.
- Clearly future B-factories, HERA-B, LHC-B and the precise measurements of α , β and γ may totally revolutionize this field. In particular the first signals of new physics could be found in the $(\bar{\varrho}, \bar{\eta})$ plane.
- The forbidden or strongly suppressed transitions such as $D^0 - \bar{D}^0$ mixing and $K_L \rightarrow \mu e$ are also very important in this respect
- One should hope that the non-perturbative methods will be considerably improved.

In any case the FCNC transitions have a great future and I expect that they could dominate our field in the first part of the next decade.

Acknowledgements: This work has been supported by the German Bundesministerium für Bildung und Forschung under contract 06 TM 743 and DFG Project Li 519/2-1.

References

1. S.L. Glashow, J. Iliopoulos and L. Maiani, *Phys. Rev.* **D2** (1970) 1258.
2. N. Cabibbo, *Phys. Rev. Lett.* **10** (1963) 531.
3. M. Kobayashi and K. Maskawa, *Prog. Theor. Phys.* **49** (1973) 652.
4. A.J. Buras, hep-ph/9609324.
5. L. Wolfenstein, *Phys. Rev. Lett.* **51** (1983) 1945.

6. A.J. Buras, M.E. Lautenbacher and G. Ostermaier, *Phys. Rev.* **D50** (1994) 3433.
7. R.M. Barnett et al., *Particle Data Group*, *Phys. Rev.* **D54**, (1996) 1.
8. G. Buchalla, A.J. Buras and M.E. Lautenbacher, hep-ph/9512380, *Rev. Mod. Phys.* (October 1996).
9. G. Buchalla, A.J. Buras and M.K. Harlander, *Nucl. Phys.* **B349** (1991) 1.
10. T. Inami and C.S. Lim, *Progr. Theor. Phys.* **65** (1981) 297.
11. J. Chay, H. Georgi and B. Grinstein, *Phys. Lett.* **B247** (1990) 399.
12. J. D. Bjorken, I. Dunietz and J. Taron, *Nucl. Phys.* **B371** (1992) 111.
13. I. I. Bigi, B. Blok, M. Shifman, N. G. Uraltsev and A. I. Vainshtein, in "B-Decays" (2nd Edition) edited by S. Stone, World Scientific (1994) page 132. I.I. Bigi et al, *Phys. Lett.* **B 293** (1992) 430; Erratum **297** (1993) 477; *Phys. Lett.* **B 323** (1994) 408; *Phys. Rev. Lett.* **71** (1993) 496;
14. A.V. Manohar and M.B. Wise *Phys. Rev.* **D 49** (1994) 1310; A.F. Falk, M.Luke, and M.J. Savage, *Phys. Rev.* **D 49** (1994) 3367; T. Mannel, *Nucl. Phys.* **B413** (1994) 396; M. Neubert, *Phys. Rev.* **D 49** (1994) 3392 and 4623;
15. I.I. Bigi et al. *Phys. Rev.* **D 50** (1994) 2234; M. Beneke, V.M. Braun and V.I. Zakharov, *Phys. Rev. Lett.* **73** (1994) 3058; M. Beneke and V.M. Braun, *Nucl. Phys.* **B426** (1994) 301.
16. P. Ball, M. Beneke and V.M. Braun, *Phys. Rev.* **D52** (1995) 3929.
17. M. Neubert *Physics Reports*, **245** (1994) 259.
18. G. Martinelli and C.T. Sachrajda, hep-ph/9605336 (1996).
19. G. Altarelli, G. Curci, G. Martinelli and S. Petrarca, *Nucl. Phys.* **B 187** (1981) 461.
20. A.J. Buras and P.H. Weisz, *Nucl. Phys.* **B 333** (1990) 66.
21. A.J. Buras, M.Jamin, M.E. Lautenbacher and P.H. Weisz, *Nucl. Phys.* **B 370** (1992) 69; *Nucl. Phys.* **B 400** (1993) 37.
22. A.J. Buras, M.Jamin and M.E. Lautenbacher, *Nucl. Phys.* **B 408** (1993) 209.
23. A.J. Buras, M.Jamin and M.E. Lautenbacher, *Nucl. Phys.* **B 400** (1993) 75.
24. M. Ciuchini, E. Franco, G. Martinelli and L. Reina, *Phys. Lett.* **B 301** (1993) 263.
25. M. Ciuchini, E. Franco, G. Martinelli and L. Reina, *Nucl. Phys.* **B 415** (1994) 403.
26. M.Misiak and M. Münz, *Phys. Lett.* **B344** (1995) 308.
27. G. Buchalla, *Nucl. Phys.* **B 391** (1993) 501.
28. E. Bagan, P. Ball, V.M. Braun and P. Gosdzinsky, *Nucl. Phys.* **B 432** (1994) 3; E. Bagan et al., *Phys. Lett.* **B 342** (1995) 362; **B 351** (1995) 546;
29. M. Jamin and A. Pich, *Nucl. Phys.* **B425** (1994) 15.
30. S. Herrlich and U. Nierste, *Nucl. Phys.* **B419** (1994) 292.
31. A.J. Buras, M. Jamin, and P.H. Weisz, *Nucl. Phys.* **B 347** (1990) 491.
32. S. Herrlich and U. Nierste, *Phys. Rev.* **D52** (1995) 6505; *Nucl. Phys.* **B476** (1996) 27.
33. G. Buchalla and A.J. Buras, *Nucl. Phys.* **B 398** (1993) 285.
34. G. Buchalla and A.J. Buras, *Nucl. Phys.* **B 400** (1993) 225.
35. G. Buchalla and A.J. Buras, *Nucl. Phys.* **B 412** (1994) 106.
36. G. Buchalla and A.J. Buras, *Phys. Lett.* **B 336** (1994) 263.
37. A. J. Buras, M. E. Lautenbacher, M. Misiak and M. Münz, *Nucl. Phys.* **B423** (1994) 349.
38. M. Misiak, *Nucl. Phys.* **B393** (1993) 23; *Erratum*, *Nucl. Phys.* **B439** (1995) 461.
39. A.J. Buras and M. Münz, *Phys. Rev.* **D 52** (1995) 186.
40. A. Ali, and C. Greub, *Z.Phys.* **C49** (1991) 431; *Phys. Lett.* **B259** (1991) 182; *Phys. Lett.* **B361** (1995) 146.
41. K. Adel and Y.P. Yao, *Modern Physics Letters A* **8** (1993) 1679; *Phys. Rev.* **D 49** (1994) 4945.
42. N. Pott, *Phys. Rev.* **D 54** (1996) 938.
43. C. Greub, T. Hurth and D. Wyler, *Phys. Lett.* **B380** (1996) 385; *Phys. Rev.* **D 54** (1996) 3350; C. Greub and T. Hurth, hep-ph/9608449.
44. K.G. Chetyrkin, M. Misiak and Münz, in preparation. See the talk by M. Misiak in these proceedings.
45. J. Flynn, these proceedings.
46. W.A. Bardeen, A.J. Buras and J.-M. Gérard, *Phys. Lett.* **B211** (1988) 343; J.-M. Gérard, *Acta Physica Polonica* **B21** (1990) 257.

47. J. Bijnens and J. Prades, *Nucl. Phys.* **B444** (1995) 523.
48. A. Pich and E. de Rafael, *Phys. Lett.* **B158** (1985) 477; J. Prades *et al*, *Z. Phys.* **C51** (1991) 287.
49. J.F. Donoghue, E. Golowich and B.R. Holstein, *Phys. Lett.* **B119** (1982) 412.
50. A.J. Buras, *Phys. Lett.* **B317** (1993) 449.
51. R. Decker, *Nucl. Phys. B*, *Proc. Suppl.* **7A** (1989) 180; S. Narison, *Phys. Lett.* **B351** (1995) 369.
52. V. Antonelli *et al.*, hep-ph/9610230.
53. E. Bagan, P. Ball, V.M. Braun and H.G. Dosch, *Phys. Lett.* **B278** (1992) 457; M. Neubert, *Phys. Rev.* **D45** (1992) 2451 and references therein.
54. C.G. Boyd, B. Grinstein and R.F. Lebed, *Phys. Rev. Lett.* **74** (1995) 4603.
55. L. Gibbons, these proceedings.
56. S. Narison, *Phys. Lett.* **B322** (1994) 247;
57. C. Bernard, T. Blum and A. Soni, [hep-lat/9609005].
58. M. Shifman, N.G. Uraltsev and A. Vainshtein, *Phys. Rev.* **D51** (1995) 2217.
59. M. Neubert, *Phys. Lett.* **B338** (1994) 84.
60. J.P. Alexander *et al.* (CLEO), CLNS 96/1419, CLEO 96-9 (1996).
61. N.G. Uraltsev, *IJMP* **A11** (1996) 515.
62. Ch. Greub and S-J. Rey, hep-ph/9608247.
63. P. Tipton, these proceedings.
64. M. Ciuchini, E. Franco, G. Martinelli, L. Reina and L. Silvestrini, *Z. Phys.* **C68** (1995) 239.
65. A.J. Buras, M.Jamin and M.E. Lautenbacher, to appear.
66. A. Ali and D. London, *Z. Phys.* **C65** (1995) 431; [hep-ph/9508272]; [hep-ph/9607392]; A. Ali, [hep-ph/9606324].
67. A. Pich and J. Prades, *Phys. Lett.* **B346** (1995) 342.
68. R.D. Peccei and K. Wang, *Phys. Lett.* **B349** (1995) 220.
69. G. D. Barr *et al.*, *Phys. Lett.* **B317** (1993) 233.
70. L. K. Gibbons *et al.*, *Phys. Rev. Lett.* **70** (1993) 1203.
71. L. Wolfenstein, *Phys. Rev. Lett.* **13** (1964) 562.
72. J. M. Flynn and L. Randall, *Phys. Lett.* **B224** (1989) 221; erratum *ibid. Phys. Lett.* **B235** (1990) 412.
73. G. Buchalla, A. J. Buras and M. K. Harlander, *Nucl. Phys.* **B337** (1990) 313.
74. A. J. Buras and M. E. Lautenbacher, *Phys. Lett.* **B318** (1993) 212.
75. A.J. Buras, M.Jamin and M.E. Lautenbacher, [hep-ph/9608365].
76. W. A. Bardeen, A. J. Buras and J.-M. Gérard, *Phys. Lett.* **B180** (1986) 133.
77. A. J. Buras and J.-M. Gérard, *Phys. Lett.* **B192** (1987) 156.
78. G. W. Kilcup, *Nucl. Phys. B (Proc. Suppl.)* **20** (1991) 417.
79. S. R. Sharpe, *Nucl. Phys. B (Proc. Suppl.)* **20** (1991) 429.
80. C. Bernard and A. Soni, *Nucl. Phys. B (Proc. Suppl.)* **9** (1989) 155.
81. E. Franco, L. Maiani, G. Martinelli, and A. Morelli, *Nucl. Phys.* **B317** (1989) 63.
82. R. Gupta, talk given at Lattice-96.
83. S. Bertolini, J. O. Eeg, and M. Fabrichesi, hep-ph/9512356.
84. J. Heinrich, E. A. Paschos, J.-M. Schwarz, and Y. L. Wu, *Phys. Lett.* **B279** (1992) 140; E. A. Paschos, talk presented at the 27th Lepton-Photon Symposium, Beijing, China (August 1995), DO-TH 96/01.
85. M. Jamin and M. Münz, *Z. Phys.* **C66** (1995) 633.
86. K. G. Chetyrkin, C. A. Dominguez, D. Pirjol, and K. Schilcher, *Phys. Rev.* **D51** (1995) 5090.
87. S. Narison, *Phys. Lett.* **B358** (1995) 113.
88. C. R. Allton, M. Ciuchini, M. Crisafulli, V. Lubicz, and G. Martinelli, *Nucl. Phys.* **B431** (1994) 667.
89. R. Gupta and T. Bhattacharya, [hep-lat/9605039].
90. B.J. Gough *et al.* to appear.
91. S. Bertolini, F. Borzumati and A. Masiero, *Phys. Rev. Lett.* **59** (1987) 180.
92. N. G. Deshpande, P. Lo, J. Trampetic, G. Eilam and P. Singer *Phys. Rev. Lett.* **59** (1987) 183.
93. B. Grinstein, R. Springer and M.B. Wise, *Nucl. Phys.* **B339** (1990) 269.
94. R. Grigjanis, P.J. O'Donnell, M. Sutherland and H. Navelet, *Phys. Lett.* **B213** (1988) 355; *Phys. Lett.* **B286** (1992) 413 E.
95. M. Ciuchini, E. Franco, G. Martinelli, L. Reina and L. Silvestrini, *Phys. Lett.* **B316** (1993) 127; M. Ciuchini, E. Franco, L. Reina

- and L. Silvestrini, *Nucl. Phys.* **B421** (1994) 41; G. Cella, G. Curci, G. Ricciardi and A. Viceré, *Phys. Lett.* **B325** (1994) 227 and *Nucl. Phys.* **B431** (1994) 417.
96. A. Ali, and C. Greub, *Z.Phys.* **C60** (1993) 433.
 97. A. J. Buras, M. Misiak, M. Münz and S. Pokorski, *Nucl. Phys.* **B424** (1994) 374.
 98. M.S. Alam *et. al* (CLEO), *Phys. Rev. Lett.* **74** (1995) 2885.
 99. M. Ciuchini, E. Franco, G.Martinelli, L. Reina and L. Silvestrini, *Phys. Lett.* **B334** (1994) 137.
 100. R. Ammar *et. al.* (CLEO), *Phys. Rev. Lett.* **71** (1993) 674.
 101. A. Ali, hep-ph/9610333.
 102. W. S. Hou, R. I. Willey and A. Soni, *Phys. Rev. Lett.* **58** (1987) 1608.
 103. A. Ali, G. Hiller, L.T. Handoko and T. Morozumi, hep-ph/9609449.
 104. B. Grinstein, M. J. Savage and M. B. Wise, *Nucl. Phys.* **B319** (1989) 271.
 105. R. Grigjanis, P. J. O'Donnell, M. Sutherland and H. Navelet, *Phys. Lett.* **B223** (1989) 239.
 106. G. Cella, G. Ricciardi and A. Viceré, *Phys. Lett.* **B258** (1991) 212.
 107. O. Bär, Diploma Thesis, LUM (1996).
 108. PA07-024 and D. Zieminska private communication.
 109. A. Ali, T.Mannel and T. Morozumi, *Phys. Lett.* **B273** (1991) 505; A. Ali, G.F. Giudice and T. Mannel, *Z.Phys* **C67** (1995) 417; J. Hewett, *Phys. Rev.* **D 53** (1996) 4964; F. Krüger and L.M. Sehgal, *Phys. Lett.* **B380** (1996) 199; P. Cho, M. Misiak and D. Wyler, *Phys. Rev.* **D 54** (1996) 3329;
 110. Y. Grossman, Z. Ligeti and E. Nardi, hep-ph/9607473.
 111. O. Bär and N. Pott, TUM-T31-98/96.
 112. A. Falk, M. Luke and M.J. Savage, *Phys. Rev.* **D 49** (1994) 3367.
 113. Y. Grossman, Z. Ligeti and E. Nardi, *Nucl. Phys.* **B465** (1996) 369; Erratum [hep-ph/9510378]; G. Buchalla, G. Burdman, C.T. Hill and D. Kominis, *Phys. Rev.* **D53** (1996) 5185. B. Holdom and M.V. Ramana, *Phys. Lett.* **B365** (1996) 309.
 114. J. Lewis, private communication.
 115. A. G. Cohen, G. Ecker, and A. Pich, *Phys. Lett.* **B304** (1993) 347.
 116. P. Heiliger and L. Sehgal, *Phys. Rev.* **D47** (1993) 4920.
 117. J. F. Donoghue and F. Gabbiani, *Phys. Rev.* **D51** (1995) 2187.
 118. G. Ecker, A. Pich, and E. de Rafael, *Nucl. Phys.* **B303** (1988) 665.
 119. C. Bruno and J. Prades, *Z. Phys.* **C57** (1993) 585.
 120. C.O. Dib, I. Dunietz, and F.J. Gilman, *Phys. Lett.* **B218** (1989) 487; *Phys. Rev.* **D39** (1989) 2639; J.M. Flynn and L. Randall, *Nucl. Phys.* **B326** (1989) 31.
 121. D.A Harris *et al.*, *Phys. Rev. Lett.* **71** (1993) 3918.
 122. K.E. Ohl *et al.*, *Phys. Rev. Lett.* **64** (1990) 2755.
 123. L. Littenberg and G. Valencia, *Ann. Rev. Nucl. Part. Sci.* **43** (1993) 729; B. Winstein and L. Wolfenstein, *Rev. Mod. Phys.* **65** (1993) 1113; J.L. Ritchie and S.G. Wojcicki, *Rev. Mod. Phys.* **65** (1993) 1149.
 124. A. Pich, hep-ph/9610243.
 125. L.S. Littenberg, *Phys. Rev.* **D39** (1989) 3322.
 126. C.O. Dib, I. Dunietz and F.J. Gilman, *Mod. Phys. Lett.* **A6** (1991) 3573.
 127. W. Marciano and Z. Parsa, *Phys. Rev.* **D53**, R1 (1996).
 128. D. Rein and L.M. Sehgal, *Phys. Rev.* **D39** (1989) 3325; J.S. Hagelin and L.S. Littenberg, *Prog. Part. Nucl. Phys.* **23** (1989) 1; M. Lu and M.B. Wise, *Phys. Lett.* **B324** (1994) 461; S. Fajfer, [hep-ph/9602322].
 129. S. Adler *et al.*, *Phys. Rev. Lett.* **76** (1996) 1421.
 130. P. Cooper, M. Crisler, B. Tschirhart and J. Ritchie (CKM collaboration), EOI for measuring $B(K^+ \rightarrow \pi^+ \nu \bar{\nu})$ at the Main Injector, Fermilab EOI 14, 1996; S. Kettell, talk presented at the AGS-2000 workshop, Brookhaven, May 1996.
 131. M. Weaver *et al.*, *Phys. Rev. Lett.* **72**, (1994) 3758.
 132. D. Bryman and L. Littenberg, private communications.
 133. C.E. Carlson, G.D. Dorata and M. Sher, *Phys. Rev.* **D54** (1996) 4393.
 134. C. Q. Geng, and J. N. Ng *Phys. Rev.* **D41** (1990) 2351.
 135. G. Bélanger and C. Q. Geng, *Phys. Rev.*

- D43** (1991) 140.
136. P. Ko, *Phys. Rev.* **D45** (1992) 174.
 137. L. Bergström, E. Masso and P. Singer, *Phys. Lett.* **B249** (1990) 141.
 138. J.O. Eeg, K. Kumericki and I. Picek, Oslo-TP-2-96 (1996).
 139. L.M. Sehgal, *Phys. Rev.* **183** (1969) 1511; B.R. Martin, E. de Rafael and J. Smith, *Phys. Rev.* **D2** (1970) 179.
 140. A.P. Heinson et al. (BNL E791), *Phys. Rev.* **D51** (1995) 985;
 141. T. Akagi et al. (KEK 137), *Phys. Rev. Lett.* **67** (1991) 2618; KEK Report No. 94-151, 1994.
 142. M. Savage and M. Wise, *Phys. Lett.* **B 250** (1990) 151. M. Lu, M. Wise and M. Savage, *Phys. Rev.* **D 46** (1992) 5026; G. Belanger, C.Q. Geng and P. Turcotte, *Nucl. Phys.* **B390** (1993) 253.
 143. G. Ecker and A. Pich, *Nucl. Phys.* **B366** (1991) 189.
 144. A.J. Buras, *Nucl. Instr. Meth.* **A368** (1995) 1.
 145. Y. Nir and H.R. Quinn in " B Decays ", ed S. Stone (World Scientific, 1994), p. 520; I. Dunietz, *ibid* p.550 and refs. therein.
 146. R. Fleischer, hep-ph/9606469.
 147. A.S. Dighe, M. Gronau and J. Rosner, *Phys. Rev.* **D54** (1996) 3309; N.G. Deshpande, X.G. He and S. Oh, OITS-593.
 148. M. Gronau, *Phys. Rev. Lett.* **63** (1989) 1451, *Phys. Lett.* **B 233** (1989) 479; I. Dunietz and J.L. Rosner, *Phys. Rev.* **D 34** (1986) 1404; R. Aleksan, I. Dunietz, B. Kayser and F. Le Diberder, *Nucl. Phys.* **B 361** (1991) 141.
 149. M. Gronau and D. Wyler, *Phys. Lett.* **B 265** (1991) 172.
 150. M. Gronau and D. London, *Phys. Rev. Lett.* **65** (1990) 3381, *Phys. Lett.* **B 253** (1991) 483; Y. Nir and H. Quinn, *Phys. Rev.* **D 42** (1990) 1473, *Phys. Rev. Lett.* **67** (1991) 541;
 151. M. Gronau, J.L. Rosner and D. London, *Phys. Rev. Lett.* **73** (1994) 21; M. Gronau, O.F. Hernández, D. London and J.L. Rosner, *Phys. Rev.* **D50** (1994) 4529; *Phys. Lett.* **B333** (1994) 500.
 152. I.I.Y. Bigi and A.I. Sanda, *Nucl. Phys.* **B 193** (1981) 85.
 153. A.J. Buras and R. Fleischer, *Phys. Lett.* **B360** (1995) 138.
 154. G. Kramer and W.F. Palmer, *Phys. Rev.* **D52** (1995) 6411.
 155. N.G. Deshpande and X.-G. He, *Phys. Rev. Lett.* **74** (1995) 26.
 156. M. Gronau, O.F. Hernández, D. London and J.L. Rosner, *Phys. Rev.* **D52** (1995) 6374.
 157. A.J. Buras and R. Fleischer, *Phys. Lett.* **B365** (1996) 390.
 158. R. Fleischer, *Phys. Lett.* **B365** (1996) 399.
 159. I. Dunietz, *Phys. Lett.* **B270** (1991) 75.
 160. R. Aleksan, I. Dunietz and B. Kayser, *Z.Phys.* **C54** (1992) 653.
 161. I. Dunietz, Snowmass B-Physics 1993, p.83.
 162. A.J. Buras and R. Fleischer, *Phys. Lett.* **B341** (1995) 379.
 163. M. Gronau, O.F. Hernández, D. London and J.L. Rosner, *Phys. Rev.* **D52** (1995) 6356.
 164. R. Fleischer, *Z.Phys.* **C62** (1994) 81.
 165. R. Fleischer, *Phys. Lett.* **B321** (1994) 259.
 166. R. Fleischer, *Phys. Lett.* **B332** (1994) 419.
 167. N.G. Deshpande and X.-G. He, *Phys. Lett.* **B 336** (1994) 471.
 168. N.G. Deshpande, X.-G. He and J. Trampetic, *Phys. Lett.* **B345** (1995) 547.
 169. D. Du and M. Yang, *Phys. Lett.* **B358** (1995) 123.
 170. N.G. Deshpande and X.-G. He, *Phys. Rev. Lett.* **75** (1995) 3064.
 171. R. Fleischer, *Phys. Lett.* **B 341** (1994) 205.
 172. A. Snyder and H.R. Quinn, *Phys. Rev.* **D48** (1993) 2139.
 173. R. Fleischer and T. Mannel, hep-ph/9610357.
 174. J.P. Silva and L. Wolfenstein, *Phys. Rev.* **D49** (1995) R1151.
 175. F. DeJongh and P. Sphicas, *Phys. Rev.* **D53** (1996) 4930.
 176. R. Aleksan et al., *Phys. Lett.* **B356** (1995) 95.
 177. G. Kramer, W.F. Palmer and Y.L. Wu, hep-ph/9512341.
 178. M. Gronau, *Phys. Lett.* **B300** (1993) 163.
 179. I. Dunietz, *Phys. Rev.* **D52** (1995) 3048.
 180. R. Fleischer and I. Dunietz, hep-ph/9605220, hep-ph/9605221.
 181. M. Benecke, G. Buchalla and I. Dunietz, *Phys. Rev.* **D54** (1996) 4419.
 182. M. Benecke, G. Buchalla and I. Dunietz, hep-ph/9609357.
 183. H.M. Asatrian and A.N. Ioannissian, *Phys.*

- Rev. **D54** (1996).
184. F. Krüger and L.M. Sehgal, hep-ph/9608361.
 185. C. Greub, D. Wyler and H. Simma, *Nucl. Phys.* **B434** (1995) 39; **EB444** (1995) 447;
 186. B. Winstein, *Phys. Rev. Lett.* **68** (1992) 1271.
 187. G. Buchalla and A.J. Buras, hep-ph/9607447.
 188. A.J. Buras, *Phys. Lett.* **B333** (1994) 476.
 189. A.J. Buras and M.K. Harlander, A Top Quark Story, in Heavy Flavours, eds. A.J. Buras and M. Lindner, World Scientific (1992), p. 58
 190. G. Buchalla and A.J. Buras, *Phys. Lett.* **B333** (1994) 221.
 191. C. Jarlskog, *Phys. Rev. Lett.* **55** (1985) 1039. *Z. Phys.* **C29** (1985) 491.
 192. D. Atwood, L. Reina and A. Soni, hep-ph/9609279.
 193. Y. Nir and H.R. Quinn, *Ann. Rev. Nucl. Part. Sci.* **42** (1992) 211.
 194. M. Gronau and D. London, hep-ph/9608430.
 195. J.P. Silva and L. Wolfenstein, hep-ph/9610208.
 196. G. Burdman, [hep-ph/9407378], [hep-ph/9508349] and references therein.
 197. M.B. Gavela et al., *Nucl. Phys.* **B430** (1994) 382; P. Huet and E. Sather, *Phys. Rev.* **D51** (1995) 379.
 198. A. G. Cohen, D.B. Kaplan and A.E. Nelson, *Ann. Rev. Nucl. Part. Sci.* **43** (1993) 27.
 199. J.-M. Gérard, W. Grimus and A. Raychaudhuri, *Phys. Lett.* **B145** (1984) 400; M. Dugan, B. Grinstein and L. Hall, *Nucl. Phys.* **B255** (1985) 413.
 200. M.J. Duncan, *Nucl. Phys.* **B 221** (1983) 285; J.F. Donoghue, H.P. Nilles and D. Wyler, *Phys. Lett.* **B128** (1983) 55.
 201. E. Gabrielli, A. Masiero and L. Silvestrini, *Phys. Lett.* **B374** (1996) 80; F. Gabbiani et al., [hep-ph/9604387] and references therein.
 202. S. Bertolini, F.M. Borzumati, A. Masiero and G. Ridolfi, *Nucl. Phys.* **B 353** (1991) 591; Y. Grossman and Y. Nir, *Phys. Lett.* **B313** (1993) 126; G.C. Branco, G.C. Cho, Y. Kizukuri and N. Oshimo *Phys. Lett.* **B337** (1994) 316; *Nucl. Phys.* **B 449** (1995) 483.
 203. R. Barbieri et al., *Phys. Lett.* **B369** (1996) 283; *Nucl. Phys.* **B 449** (1995) 437; **B 445** (1995) 219;
 204. D.M. Kaplan, hep-ex/9512002.
 205. L. Hall and S. Weinberg, *Phys. Rev.* **D48** (1993) 979. J.L. Hewett, T. Takeuchi and S. Thomas, hep-ph/9603391; Y. Nir and N. Seiberg, *Phys. Lett.* **B309** (1993) 337; M. Leurer, Y. Nir and N. Seiberg, *Nucl. Phys.* **B 420** (1994) 468; G.C. Branco, P.A. Parada and M.N. Rebelo, *Phys. Rev.* **D52** (1995) 4217; G. Blaylock, A. Seiden and Y. Nir, *Phys. Lett.* **B355** (1995) 555;

Questions

G. Farrar, Rutgers Univ.:

Are there any theoretical or experimental developments on FCNC in the D-meson sector following up on theoretical suggestions of a few years ago that non-SM physics could give effects just below existing limits?

A.J. Buras:

Yes, they are discussed at the end of section 9.

L. Wolfenstein, Carnegie Mellon:

Does the lattice measurement of a low value of m_s really tell us the value of ε'/ε or should we get a direct determination of the matrix elements of Q_6 and Q_8 from the lattice?

A.J. Buras:

The values of m_s from the lattice measurements have certainly implications on ε'/ε provided the relevant B_i factors are calculated consistently. On the other hand, I expect that future lattice calculations will directly give the relevant hadronic matrix elements and the issue of m_s in connection with ε'/ε will disappear.