

Implications of the Electroweak Precision Data: a 1996 Update [†]

S. Dittmaier and D. Schildknecht

Fakultät für Physik, Universität Bielefeld, Germany

Abstract

The most reliable prediction for the Higgs-boson mass, M_H , is obtained in a fit to the leptonic Z-resonance observables Γ_1 and \bar{s}_W^2 combined with the W-boson mass, M_W , and top-quark mass, m_t , measurements. The corresponding bounds on M_H are independent of potential uncertainties related to R_b , R_c , and $\alpha_s(M_Z^2)$, and they are not significantly further improved by including also the experimental information on the inclusive (hadronic and total) Z-boson decays. At the 1σ level, we obtain $M_H \lesssim 360$ GeV using $\bar{s}_W^2(\text{LEP} + \text{SLD})$ and $M_H \lesssim 540$ GeV using $\bar{s}_W^2(\text{LEP})$. Our analysis in terms of effective parameters confirms previous conclusions with increased accuracy. In the mass parameter, Δx , and the mixing parameter, ε , pure fermion loops are sufficient, while for the coupling parameter, Δy , (M_H -insensitive) bosonic contributions are essential for consistency with experiment, thus providing indirect empirical evidence for the non-Abelian structure of the theory.

September 1996

[†]Partially supported by the EC-network contract CHRX-CT94-0579.

Employing the most recent 1996 electroweak precision data [1], in the present note we update the previous analyses [2, 3, 4] with respect to

- (i) their implications on constraining the mass M_H of the Higgs scalar within the Standard Model (SM), in comparison with previous results [5, 6],
- (ii) their implications in terms of the effective parameters Δx , Δy , ε , and Δy_b , which quantify deviations from custodial SU(2) and SU(2)×U(1) symmetry within an effective Lagrangian [3, 4, 7, 8] for electroweak interactions at the Z-boson resonance and are closely related to the ε_i parameters of Ref. [9].

Bounds on the Higgs-boson mass

As discussed in a recent analysis [2], the 1995 electroweak precision data [10] lead to the following 1σ bounds for the mass of the Higgs boson:

$$\begin{aligned} M_H &= 148_{-103}^{+263} \text{ GeV} & \text{using} & \quad \bar{s}_w^2(\text{LEP+SLD})|_{95} = 0.23143 \pm 0.00028, \\ M_H &= 343_{-219}^{+523} \text{ GeV} & \text{using} & \quad \bar{s}_w^2(\text{LEP})|_{95} = 0.23186 \pm 0.00034. \end{aligned} \quad (1)$$

These values and the corresponding upper bounds of $M_H \lesssim 400 \text{ GeV}$ and $M_H \lesssim 900 \text{ GeV}$ at the 1σ level are considerably higher than some of the results which appeared in the literature (compare e.g. Ref. [6]). The difference between (1) and results obtained by some other authors is essentially due to the exclusion of the 1995 value of $R_b = \Gamma(Z \rightarrow b\bar{b})/\Gamma(Z \rightarrow \text{hadrons})$ in the four-parameter $(m_t, M_H, \alpha(M_Z^2), \alpha_s(M_Z^2))$ fits which leads to the results (1). In fact, it was argued in Ref. [2] that the exclusion of the experimental value for R_b from the set of data used to deduce the Higgs-boson mass was necessary in view of the upward shift of $R_b^{\text{exp}}|_{95} = 0.2219 \pm 0.0017$ by more than three standard deviations with respect to the SM prediction. Indeed, inclusion of the 1995 value of R_b^{exp} in the set of data being fitted,

- (i) within the SM effectively amounts to imposing a value of the top-quark mass, m_t , which lies substantially below¹ the result of the direct measurements at the Tevatron. This is a consequence of the enhancement of the 1995 value of R_b^{exp} in conjunction with the increase of the (M_H -insensitive) theoretical prediction for R_b with decreasing m_t . It is precisely this preference of a low value of m_t which in turn implies a low value for M_H due to the well-known (m_t, M_H) correlation in the other observables entering the fit. Since the low value of m_t is at variance with the direct Tevatron measurement, also the low value of M_H resulting from this fit was rejected.
- (ii) allowing for a non-standard $Z \rightarrow b\bar{b}$ vertex parametrized by an adjustable constant, yields a value of m_t consistent with the Tevatron measurement. At the same time, however, the stringent upper bounds on M_H resulting from including R_b^{exp} in the SM

¹Not including the direct Tevatron measurement of m_t in the set of data used in the fit, using $\bar{s}_w^2(\text{LEP+SLD})$, we obtained [2] $m_t = 153 \pm 11 \text{ GeV}$ compared with $m_t^{\text{exp}}|_{95} = 180 \pm 12 \text{ GeV}$ [11] from the Tevatron measurement of 1995. In the same fit, we obtained $M_H = 35_{-18}^{+50} \text{ GeV}$.

fits are lost. The results for M_H in this non-standard fit approximately coincide with the results (1), obtained by excluding R_b^{exp} from the data set in the fit based on the unmodified SM.

Accordingly, in Ref. [2] it was concluded that the values (1) were indeed the only reliable ones obtainable from the 1995 data.

The most pronounced change in the 1996 data [1] relative to the 1995 data [10] occurred in R_b and R_c . R_b is now given by $R_b^{\text{exp}} = 0.2178 \pm 0.0011$ being hardly two standard deviations above the SM prediction for R_b for $m_t = 175$ GeV, while R_c^{exp} is now in perfect agreement with the SM. We recall that owing to its relatively large error R_c^{exp} only marginally influences the fits within the SM. We expect that the above-mentioned downward shift of m_t , occurring as a consequence of including R_b^{exp} in the set of data being fitted, will be less drastic in the fit based on the 1996 value of R_b^{exp} . In addition to the change in R_b^{exp} , the Tevatron result for the top-quark mass has changed from the 1995 value of $m_t^{\text{exp}} = 180 \pm 12$ GeV [11] to the 1996 value of $m_t^{\text{exp}} = 175 \pm 6$ GeV [12]. As a consequence of both, the lower value of R_b^{exp} and the more precise value of m_t^{exp} , we expect a very much reduced sensitivity of the results for M_H on whether R_b^{exp} is included in or excluded from the fit. Since the experimental values of other observables have not changed very much, we expect that the result for M_H to be obtained from the full set of 1996 data will be close to the values (1).

In what follows, we present a detailed analysis, in order to investigate in how far the above expectation is actually reflected in the results obtained from the 1996 data.

The results of a four-parameter $(m_t, M_H, \alpha(M_Z^2), \alpha_s(M_Z^2))$ fit to the 1996 data, which are taken from Ref. [1] and explicitly listed in Tab. 1, are shown in the $(M_H, \Delta\chi^2)$ plots of Fig. 1 and in Tab. 2.² In this fit, M_H and $\alpha_s(M_Z^2)$ are treated as free fit parameters, while for m_t and $\alpha(M_Z^2)$ the experimental information (central value and error) is taken into account. The reduced error in $m_t^{\text{exp}} = 175 \pm 6$ GeV, in comparison with the results in Ref. [2], leads to a steeper $\Delta\chi^2$ distribution in Fig. 1 and a corresponding reduction of the errors on M_H in Tab. 2. We observe that the results for M_H , as expected, are indeed relatively independent of whether the value for R_b^{exp} is or is not taken into account in the fits. In Fig. 1 and Tab. 2, we also present the results obtained from fits to the “leptonic sector” (see Tab. 1), i.e. to the restricted set of data consisting of \bar{s}_w^2 , M_W , Γ_l accompanied by m_t^{exp} and $\alpha(M_Z^2)$. It is noteworthy that the results on M_H from this restricted set of data are as accurate as the results from the full data sample, without being plagued, however, by potential uncertainties related to R_b^{exp} and $\alpha_s(M_Z^2)$. In fact, the quality of the fits in terms of $\chi_{\text{min}}^2/\text{d.o.f.}$ according to Tab. 2 in the case of the leptonic sector is better than in the case of the full set of data.

The central values of M_H deduced from the full set of 1996 data approximately resemble the values (1) from the 1995 set with R_b^{exp} excluded. Indeed, in the case of \bar{s}_w^2 (LEP+SLD), the value of $M_H = 158_{-84}^{+148}$ GeV resulting from the full 1996 set of data is close to the value (1) of $M_H = 148_{-103}^{+263}$ GeV [2] obtained upon excluding R_b^{exp} from the 1995 set of data, while both values in turn differ appreciably from the value of $M_H = 81_{-52}^{+144}$ GeV [2] as obtained from the full set of 1995 data.

² Fits of the Higgs-boson mass to the 1996 set of data were also performed in Refs. [1, 17]. The results corresponding to the ones of Tab. 2, as far as available, are in good agreement with ours.

Turning to the dependence of the central value and the upper bound on M_H on the input for \bar{s}_w^2 , we note that according to Tab. 1 the values of $\bar{s}_w^2(\text{LEP} + \text{SLD})$ and $\bar{s}_w^2(\text{LEP})$ are only one standard deviation apart from each other. Replacing $\bar{s}_w^2(\text{LEP} + \text{SLD})$ by the higher value of $\bar{s}_w^2(\text{LEP})$ nevertheless leads to an appreciable increase in the central value for M_H by ~ 100 GeV, while the upper 1σ limits on M_H increase by ~ 200 GeV. We finally note that $\bar{s}_w^2(\text{SLD})$, which is approximately 3σ below $\bar{s}_w^2(\text{LEP})$, when taken by itself in conjunction with all other data implies $M_H = 14_{-7}^{+25}$ GeV, which seriously violates the lower bound of 65 GeV [18] from the direct Higgs-boson search at LEP. Obviously the rather unclear empirical information on \bar{s}_w^2 , despite the high precision of the measurements, represents one of the main sources of uncertainty in M_H fits at present.

The delicate interplay of the experimental results for \bar{s}_w^2 , R_b and m_t in constraining M_H is visualized in the two-parameter (m_t, M_H) fits shown in Fig. 2. The (moderately) enhanced value of R_b^{exp} still has the tendency of pulling down the fit values for m_t to lower values than the ones obtained by the Tevatron measurement. Addition of the fairly precise value of $m_t^{\text{exp}} = 175 \pm 6$ GeV practically removes the dependence on R_b^{exp} in accordance with the results for M_H already displayed in Fig. 1 and Tab. 2.

The dependence of m_t and M_H on the central value as well as the error of the input parameter $\alpha(M_Z^2)$ has been taken into account by including it as a fit parameter in the four-parameter fits, which lead to the results in Fig. 1 and Tab. 2. As a deviation in $\alpha(M_Z^2)$ by, e.g., the amount of one standard deviation is by no means excluded, it is instructive to study the effect of varying the (fixed) input value of $\alpha(M_Z^2)$ by one standard deviation, as displayed in the second row of Fig. 2. We note that the fit results and the corresponding variations with different $\alpha(M_Z^2)$ in the case of the leptonic sector, which are not shown in Fig. 2, are very close to the ones obtained for the full set of data without R_b^{exp} , as shown in Fig. 2 (first column, second row). The fit results for $\alpha_s(M_Z^2)$, which has been treated as free fit parameter in the four-parameter fits, are consistent with $\alpha_s(M_Z^2) = 0.123 \pm 0.006$ resulting from an event-shape analysis at LEP [16]. Nevertheless, it is instructive to inspect also the dependence of the fit results for m_t and M_H on a fixed input for $\alpha_s(M_Z^2)$. The effect of varying $\alpha_s(M_Z^2)$ is illustrated in the third row of Fig. 2.

The last row of Fig. 2 shows the dependence of the 1σ contours in the (m_t, M_H) plane on the experimental input for the effective weak mixing angle, \bar{s}_w^2 . The level of sensitivity reached by the data for \bar{s}_w^2 becomes apparent by noting that the shift in M_H resulting from replacing $\bar{s}_w^2(\text{LEP} + \text{SLD})$ by $\bar{s}_w^2(\text{LEP})$ is of roughly the same magnitude as the shift due to the change in $\alpha(M_Z^2)$ by one standard deviation shown in the second row of Fig. 2.

The above discussion based on Tab. 2 and Figs. 1 and 2 may be summarized by concluding that the R_b^{exp} effect of the 1995 data of effectively pulling down the fit value for m_t , and consequently of M_H , is still present in the 1996 data, even though the magnitude of the effect is strongly reduced. Nevertheless, one notices that the central values of M_H obtained from the leptonic sector and based on the full set of data upon excluding R_b^{exp} are very close together, while differing by ~ 30 GeV from the result from the full set of data. Taking into account the fact that the 1σ errors of M_H obtained in all three cases

are approximately the same, while $\chi^2_{\min}/\text{d.o.f.}$ is best in the fit to the leptonic set of data, we prefer to quote this result of

$$\begin{aligned} M_H &= 190^{+174}_{-102} \text{ GeV}, & \text{using} & \quad \bar{s}_W^2(\text{LEP} + \text{SLD}) = 0.23165 \pm 0.00024, \\ M_H &= 296^{+243}_{-143} \text{ GeV}, & \text{using} & \quad \bar{s}_W^2(\text{LEP}) = 0.23200 \pm 0.00027, \end{aligned} \quad (2)$$

as our final one from the 1996 electroweak data. We stress again that (2) has the advantage of being independent of R_b^{exp} and $\alpha_s(M_Z^2)$. In comparison with the result (1) based on the 1995 set of data, the upper 1σ bounds (2) on M_H based on the 1996 set of data are strongly reduced to $M_H \lesssim 360 \text{ GeV}$ and $M_H \lesssim 540 \text{ GeV}$, for $\bar{s}_W^2(\text{LEP} + \text{SLD})$ and $\bar{s}_W^2(\text{LEP})$, respectively.

leptonic sector		hadronic sector																																						
$\Gamma_1 = 83.91 \pm 0.11 \text{ MeV}$		$R = 20.778 \pm 0.029$	$\Gamma_{\text{T}} = 2494.6 \pm 2.7 \text{ MeV}$																																					
$\bar{s}_{\text{W}}^2(\text{LEP}) = 0.23200 \pm 0.00027$		$\sigma_{\text{h}} = 41.508 \pm 0.056$	$\Gamma_{\text{h}} = 1743.6 \pm 2.5 \text{ MeV}$																																					
$\bar{s}_{\text{W}}^2(\text{SLD}) = 0.23061 \pm 0.00047$		$R_{\text{b}} = 0.2179 \pm 0.0012$	$\Gamma_{\text{b}} = 379.9 \pm 2.2 \text{ MeV}$																																					
$\bar{s}_{\text{W}}^2(\text{LEP} + \text{SLD}) = 0.23165 \pm 0.00024$		$R_{\text{c}} = 0.1715 \pm 0.0056$	$\Gamma_{\text{c}} = 299.0 \pm 9.8 \text{ MeV}$																																					
$M_{\text{W}} = 80.356 \pm 0.125 \text{ GeV}$																																								
input parameters		correlation matrices																																						
$M_{\text{Z}} = 91.1863 \pm 0.0020 \text{ GeV}$		<table><tr><td></td><td>σ_{h}</td><td>R</td><td>Γ_{T}</td><td></td><td>R_{b}</td><td>R_{c}</td></tr><tr><td>σ_{h}</td><td>1.00</td><td>0.15</td><td>-0.14</td><td>R_{b}</td><td>1.00</td><td>-0.23</td></tr><tr><td>R</td><td>0.15</td><td>1.00</td><td>-0.01</td><td>R_{c}</td><td>-0.23</td><td>1.00</td></tr><tr><td>Γ_{T}</td><td>-0.14</td><td>-0.01</td><td>1.00</td><td></td><td></td><td></td></tr><tr><td></td><td></td><td></td><td></td><td></td><td></td><td></td></tr></table>					σ_{h}	R	Γ_{T}		R_{b}	R_{c}	σ_{h}	1.00	0.15	-0.14	R_{b}	1.00	-0.23	R	0.15	1.00	-0.01	R_{c}	-0.23	1.00	Γ_{T}	-0.14	-0.01	1.00										
	σ_{h}					R	Γ_{T}		R_{b}	R_{c}																														
σ_{h}	1.00					0.15	-0.14	R_{b}	1.00	-0.23																														
R	0.15					1.00	-0.01	R_{c}	-0.23	1.00																														
Γ_{T}	-0.14					-0.01	1.00																																	
$G_{\mu} = 1.16639(2) \cdot 10^{-5} \text{ GeV}^{-2}$																																								
$\alpha(M_{\text{Z}}^2)^{-1} = 128.89 \pm 0.09$																																								
$\alpha_{\text{s}}(M_{\text{Z}}^2) = 0.123 \pm 0.006$																																								
$m_{\text{b}} = 4.7 \text{ GeV}$																																								
$m_{\text{t}} = 175 \pm 6 \text{ GeV}$																																								

Table 1: The precision data used in the fits, consisting of the LEP data [1], the SLD value [13] for \bar{s}_W^2 , and the world average [14] for M_W . The partial widths Γ_1 , Γ_h , Γ_b , and Γ_c are obtained from the observables $R = \Gamma_h/\Gamma_1$, $\sigma_h = (12\pi\Gamma_1\Gamma_h)/(M_Z^2\Gamma_T^2)$, $R_b = \Gamma_b/\Gamma_h$, $R_c = \Gamma_c/\Gamma_h$, and Γ_T using the given correlation matrices. The data in the upper left-hand column will be referred to as “leptonic sector” in the fits. Inclusion of the data in the upper right-hand column will be referred to as fitting “all data”. If not stated otherwise, the theoretical predictions are based on the input parameters given in the lower left-hand column of the table, where $\alpha(M_Z^2)$ is taken from Ref. [15], $\alpha_s(M_Z^2)$ results from the event-shape analysis [16] at LEP, and m_t represents the direct Tevatron measurement [12].

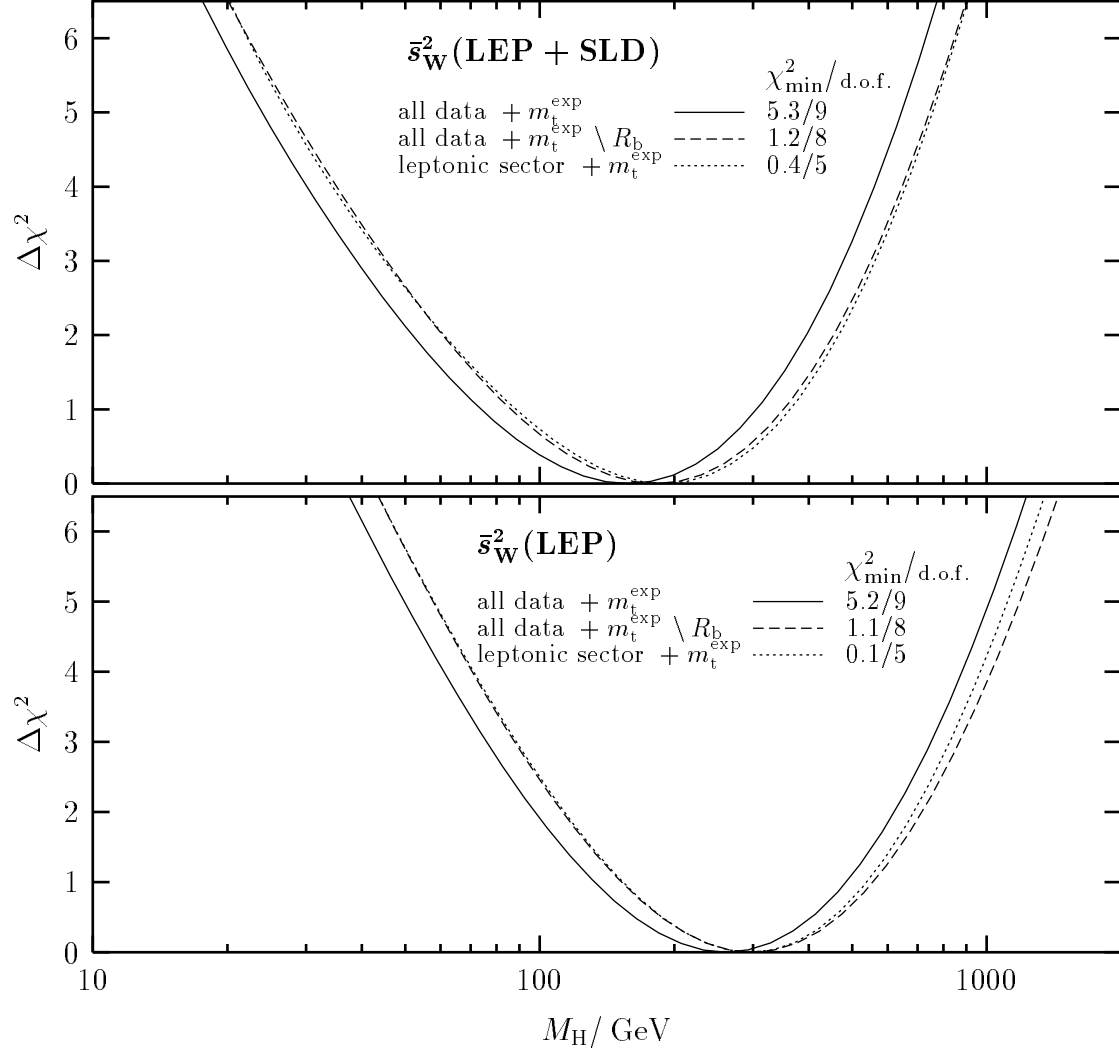


Figure 1: $\Delta\chi^2 = \chi^2 - \chi^2_{\text{min}}$ is plotted against M_H for the $(m_t, M_H, \alpha(M_Z^2), \alpha_s(M_Z^2))$ fit to various sets of physical observables. For a chosen input for \bar{s}_W^2 , as indicated, we show the result of a fit to

- (i) the full set of 1996 data, \bar{s}_W^2 , M_W , Γ_T , σ_h , R , R_b , R_c , together with m_t^{exp} , $\alpha(M_Z^2)$,
- (ii) the 1996 set of (i) upon exclusion of R_b ,
- (iii) the 1996 “leptonic sector” of \bar{s}_W^2 , M_W , Γ_l , together with m_t^{exp} , $\alpha(M_Z^2)$.

	data	m_t	M_H	$\alpha_s(M_Z^2)$	$\chi_{\min}^2/\text{d.o.f.}$
$\bar{s}_w^2(\text{LEP} + \text{SLD})$	'96	172_{-6}^{+6}	158_{-84}^{+148}	$0.121_{-0.003}^{+0.003}$	5.3/9
	'96 $\setminus R_b$	174_{-6}^{+6}	182_{-96}^{+169}	$0.121_{-0.003}^{+0.003}$	1.2/8
	'96 leptonic sector	174_{-6}^{+6}	190_{-102}^{+174}		0.4/5
	'95 $\setminus R_b$	175_{-11}^{+12}	148_{-103}^{+263}	$0.122_{-0.004}^{+0.004}$	7.3/8
$\bar{s}_w^2(\text{LEP})$	'96	173_{-6}^{+6}	261_{-128}^{+224}	$0.123_{-0.003}^{+0.003}$	5.2/9
	'96 $\setminus R_b$	175_{-6}^{+6}	299_{-147}^{+258}	$0.123_{-0.003}^{+0.003}$	1.1/8
	'96 leptonic sector	175_{-6}^{+6}	296_{-143}^{+243}		0.1/5
	'95 $\setminus R_b$	178_{-12}^{+12}	343_{-219}^{+523}	$0.124_{-0.004}^{+0.004}$	6.6/8

Table 2: The results of the $(m_t, M_H, \alpha(M_Z^2), \alpha_s(M_Z^2))$ fits to various sets of experimental data, as indicated. In detail, the rows (i) to (iv) are based on:

- (i) the full 1996 set of $\bar{s}_w^2, M_W, \Gamma_T, \sigma_h, R, R_b, R_c$, together with $m_t^{\text{exp}}, \alpha(M_Z^2)$,
- (ii) the set as in (i) but excluding R_b ,
- (iii) the 1996 “leptonic sector” of $\bar{s}_w^2, M_W, \Gamma_l$, together with $m_t^{\text{exp}}, \alpha(M_Z^2)$,
- (iv) the 1995 set as in (i), but excluding R_b ,

where for \bar{s}_w^2 the values of $\bar{s}_w^2(\text{LEP} + \text{SLD})$ and $\bar{s}_w^2(\text{LEP})$ are used in the fits, as indicated. The values for $\alpha(M_Z^2)$ obtained in the fits reproduce the input given in Tab. 1 and accordingly are suppressed in the present table. For the leptonic sector $\alpha_s(M_Z^2) = 0.123$ is used as fixed input (needed only for two-loop corrections), whereas $\alpha_s(M_Z^2)$ is treated as unconstrained fit parameter in the other fits.

Figure 2: The results of the two-parameter (m_t, M_H) fits within the SM are displayed in the (m_t, M_H) plane. The different columns refer to the sets of experimental data used in the corresponding fits,

- (i) “all data $\setminus R_b$ ”: $\bar{s}_w^2(\text{LEP} + \text{SLD}), M_W, \Gamma_T, \sigma_h, R, R_c$,
- (ii) “all data”: R_b is added to set (i),
- (iii) “all data + m_t^{exp} ”: R_b, m_t^{exp} are added to the set (i).

The second and third row shows the shift resulting from changing $\alpha(M_Z^2)^{-1}$ and $\alpha_s(M_Z^2)$, respectively, by one standard deviation in the SM prediction. The fourth row shows the effect of replacing $\bar{s}_w^2(\text{LEP} + \text{SLD})$ by $\bar{s}_w^2(\text{LEP})$ and $\bar{s}_w^2(\text{SLD})$ in the fits. Note that the 1σ boundaries given in the first row are repeated identically in each row, in order to facilitate comparison with other boundaries. The value of $\chi_{\min}^2/\text{d.o.f.}$ given in the plots refers to the central values of $\alpha(M_Z^2)^{-1}$ and $\alpha_s(M_Z^2)$. In all plots the empirical value of $m_t^{\text{exp}} = 175 \pm 6 \text{ GeV}$ is also indicated.

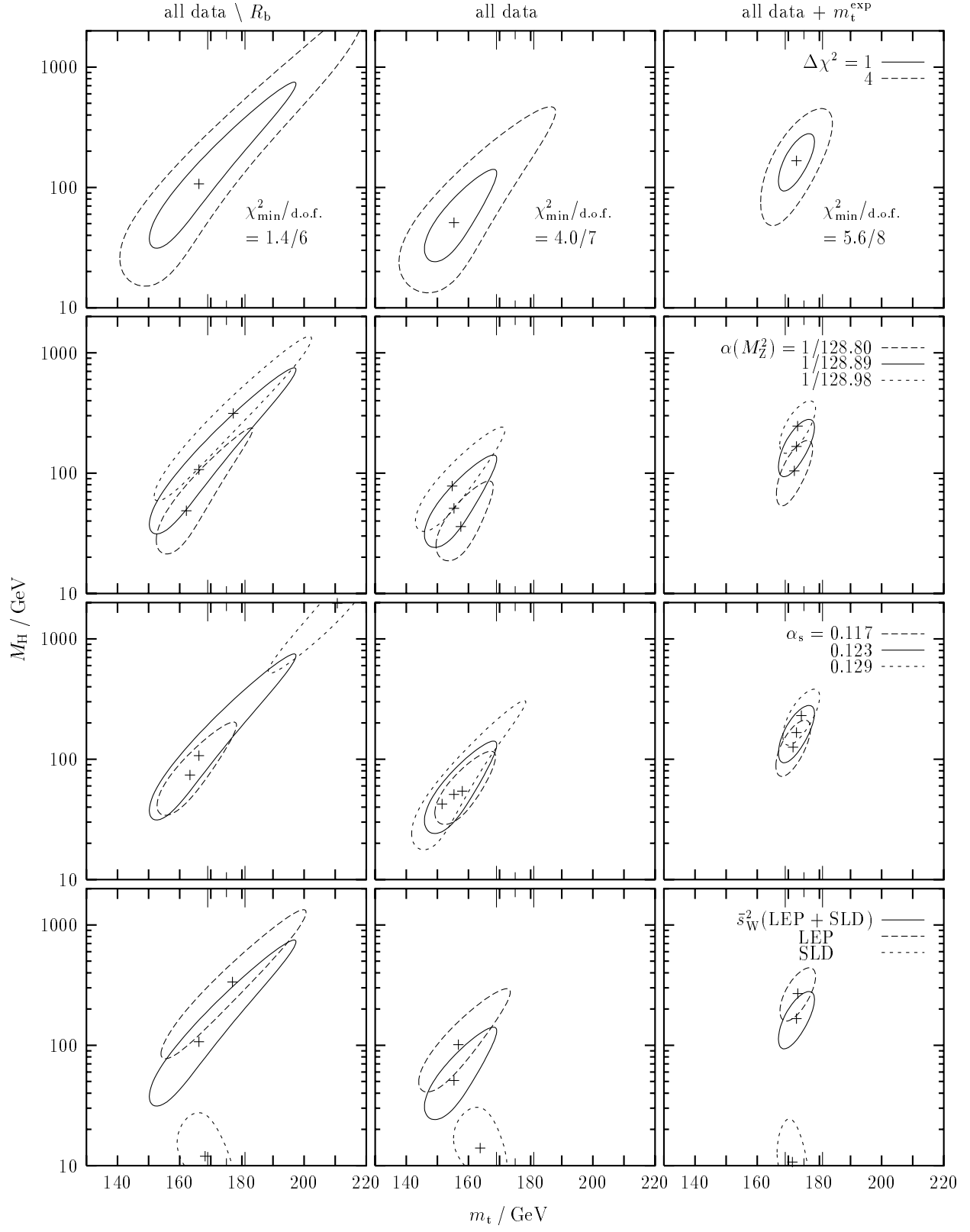


Figure 2:

Analysis in terms of effective parameters

We turn to the second part of the present work and investigate electroweak interactions from the point of view of the effective Lagrangian developed in Refs. [3, 4, 7, 8]. This approach allows for a detailed assessment of which elements of the electroweak theory are quantitatively tested by the precision experiments at the Z-boson resonance. In particular, the question in how far the non-Abelian structure of the theory enters the predictions (and in how far it is tested) and questions on the empirical evidence for the Higgs mechanism may be answered by this approach.

In addition to the canonical input parameters—the Fermi coupling G_μ , the effective electromagnetic coupling at the Z-boson mass scale, $\alpha(M_Z^2)$, and the Z-boson mass, M_Z —for the interactions of the vector bosons with charged leptons the effective Lagrangian contains three parameters, Δx , Δy , ε . The parameters Δx , Δy , ε are related to SU(2) breaking in the vector-boson masses, in their couplings to charged leptons, and in the mixing among the neutral vector bosons, respectively. For vanishing values of Δx , Δy , ε , in the leptonic sector the Lagrangian coincides with the one of the SM in the unitary gauge, and its (tree-level) predictions coincide with the $\alpha(M_Z^2)$ -Born approximation of the SM. In order to extend the Lagrangian to the interactions of neutrinos and quarks, additional parameters, related to the corresponding couplings, have been introduced in Ref. [4]. They are given by Δy_ν for the neutrino, Δy_b for the bottom quark, and Δy_h for the remaining light quarks.

In our analysis we restrict ourselves to a four-parameter $(\Delta x, \Delta y, \varepsilon, \Delta y_b)$ fit, assuming that Δy_ν and Δy_h are well represented by vertex corrections in the SM. We note in passing that the corrections entering Δy_ν and Δy_h only depend on vector-boson–fermion interactions and do not involve the non-Abelian structure of the theory (see Ref. [4]). The results of our fit to the data of Tab. 1 are shown in Tab. 3 and Fig. 3.

The comparison in Tab. 3 with the results of the analysis in Ref. [4], which have been based on the 1994 data, shows a significant decrease of the experimental errors to roughly two thirds of their 1994 value. The most drastic shift in the central values of the parameters occurred in Δy_b , due to the shift of the experimental value for R_b , as discussed in the preceding section. The 1σ ellipse in the $(\Delta y_b, \varepsilon)$ plane of Fig. 3 now includes the value of $m_t = 160$ GeV, while with the 1994 value it only reached values of $m_t \sim 100$ GeV³.

Otherwise, the present analysis at an improved level of accuracy confirms conclusions drawn previously [3, 4]:

- (i) The effective parameters deviate significantly from zero, the value which corresponds to the $\alpha(M_Z^2)$ -Born approximation of the SM. Genuinely electroweak corrections are definitely required within the SU(2)×U(1) theory to obtain consistency with the experimental results⁴.

³When comparing the present results with the ones of Ref. [4], one should notice that in Ref. [4] the value of $\alpha_s(M_Z^2) = 0.118 \pm 0.007$ was used and that the ellipses shown in the plots for the effective parameters were scaled by a factor 1.4 (corresponding to a confidence level of 61% but not 83%, as erroneously indicated in Ref. [4]).

⁴Prior to the start of LEP experiments it was stressed [19] that the difference between the dominant fermion-loop and the full one-loop corrections sets the scale for genuine electroweak precision tests. This precision was first reached in 1994 [3] but not yet in 1993 [8, 20].

- (ii) In the case of the “mass parameter” Δx and the “mixing parameter” ε , the pure contributions of the fermion loops to the W^\pm -, Z -, and γ -boson propagators, i.e. neglecting all contributions involving loops containing vector bosons,

$$\Delta x \simeq \Delta x_{\text{ferm}}, \quad \varepsilon \simeq \varepsilon_{\text{ferm}}, \quad (3)$$

lead to consistency with the experimental data. Note that Δx_{ferm} contains a dominating m_t^2 and a $\log m_t$ term besides a small constant contribution, while $\varepsilon_{\text{ferm}}$ is dominated by a large constant term and contains an additional $\log m_t$ contribution. The (logarithmic) Higgs-boson mass dependence is entirely contained in the bosonic contributions, Δx_{bos} and ε_{bos} , to Δx and ε . In view of the results of the M_H fits discussed above, it is not surprising that these bosonic contributions are not well resolved by the projection of the ellipsoid into the $(\Delta x, \varepsilon)$ plane shown in Fig. 3. The shift to somewhat higher values of M_H , if $\bar{s}_W^2(\text{LEP} + \text{SLD})$ is replaced by $\bar{s}_W^2(\text{LEP})$, or if $\alpha(M_Z^2)^{-1}$ is replaced by $\alpha(M_Z^2)^{-1} + \delta\alpha(M_Z^2)^{-1}$, is nevertheless clearly visible in Fig. 3. Note that both the uncertainty in the experimental value of \bar{s}_W^2 as well as the one in $\alpha(M_Z^2)$ mainly affect the mixing parameter ε .

- (iii) In the “coupling parameter” Δy a contribution beyond fermion loops,

$$\Delta y = \Delta y_{\text{ferm}} + \Delta y_{\text{bos}}, \quad (4)$$

is definitely required for consistency with the data. As seen in Tab. 3, the large negative fermion-loop contribution in the SM is overcompensated by a positive bosonic part which is practically independent of M_H . As pointed out in Ref. [21], the large fermionic and bosonic contributions to Δy may be traced back to the use of the low-energy parameter G_μ as input for the theoretical predictions. Indeed, the main fermionic and bosonic contributions to Δy are identical to the loop contributions Δy^{SC} , connecting the low-energy charged-current coupling, $g_{W^\pm}^2(0) \propto G_\mu M_W^2$, with the high-energy charged-current coupling, $g_{W^\pm}^2(M_W^2) \propto G_\mu M_W^2 / (1 + \Delta y^{\text{SC}})$, appearing in the leptonic width of the W boson. For details, we refer to Ref. [21]. Even though the theoretical value of Δy is extremely insensitive to M_H and may even be derived in the framework of a massive vector-boson theory [22], the agreement of the theoretical prediction with experiment constitutes significant positive empirical evidence for the non-Abelian sector of the SM.

We finally note that the isolation of the experimentally resolved dominant, M_H -insensitive bosonic corrections (in Δy) from the small, M_H -dependent ones (in Δx and ε) is a specific feature of our choice of parameters, naturally implied by examining $\text{SU}(2)$ breaking in an effective Lagrangian. This separation is not present in the widely used ε_i parameters [9] related to ours via [4]

$$\begin{aligned} \varepsilon_1 &= \Delta x - \Delta y + 0.2 \times 10^{-3}, & \varepsilon_2 &= -\Delta y + 0.1 \times 10^{-3}, \\ \varepsilon_3 &= -\varepsilon + 0.2 \times 10^{-3}, & \varepsilon_b &= -\Delta y_b/2 - 0.1 \times 10^{-3}. \end{aligned} \quad (5)$$

In ε_1 , the M_H -dependent contribution to the mass parameter, Δx , appears in linear combination with the M_H -insensitive bosonic correction contained in the coupling parameter Δy .

Tab. 3a	'96 data		'94 data
	$\bar{s}_w^2(\text{LEP} + \text{SLD})$	$\bar{s}_w^2(\text{LEP})$	$\bar{s}_w^2(\text{LEP})$
$\Delta x/10^{-3}$	$11.8 \pm 3.2 \pm 0.2 \mp 0.1$	$12.6 \pm 3.2 \pm 0.2 \mp 0.0$	$9.6 \pm 4.7 \pm 0.2 \mp 0.0$
$\Delta y/10^{-3}$	$8.4 \pm 3.3 \pm 0.2 \pm 0.4$	$8.9 \pm 3.3 \pm 0.2 \pm 0.4$	$5.6 \pm 4.8 \pm 0.2 \pm 0.4$
$\varepsilon/10^{-3}$	$-3.8 \pm 1.2 \mp 0.5 \pm 0.3$	$-4.9 \pm 1.2 \mp 0.5 \pm 0.3$	$-5.2 \pm 1.8 \mp 0.7 \pm 0.3$
$\Delta y_b/10^{-3}$	$6.7 \pm 3.8 \pm 0.0 \pm 4.4$	$6.1 \pm 3.8 \pm 0.0 \pm 4.4$	$-3.3 \pm 5.9 \pm 0.0 \pm 5.8$

Tab. 3b	theory	
	full	ferm. 1-loop
$\Delta x/10^{-3}$	$11.8^{+0.7-1.4}_{-0.7+1.1}$	$11.7^{+0.8}_{-0.8}$
$\Delta y/10^{-3}$	$7.3^{+0.1-0.0}_{-0.1+0.2}$	$-6.4^{+0.1}_{-0.1}$
$\varepsilon/10^{-3}$	$-5.2^{+0.0-0.6}_{-0.0+1.3}$	$-5.8^{+0.0}_{-0.0}$
$\Delta y_b/10^{-3}$	$11.8^{+1.1+0.1}_{-1.0+0.1}$	0

Table 3: The results for the four parameters Δx , Δy , ε , Δy_b ,
(a) obtained by a fit to the experimental data, as specified (the 1994 results are taken from Ref. [4]). The first error is statistical (1σ), the second due to the deviation by replacing $\alpha(M_Z^2)^{-1} \rightarrow \alpha(M_Z^2)^{-1} \pm \delta\alpha(M_Z^2)^{-1}$, and the third due to $\alpha_s(M_Z^2) \rightarrow \alpha_s(M_Z^2) \pm \delta\alpha_s(M_Z^2)$.
(b) as predicted within the SM for $m_t = 175 \text{ GeV}$ and $M_H = 300 \text{ GeV}$. The “full” predictions, which include the complete one-loop and leading two-loop corrections (see Ref. [4]), are compared to the $\mathcal{O}(\alpha)$ fermion-loop contributions. The first upper/lower deviations correspond to $\pm 6 \text{ GeV}$ in m_t , the second (if given) to the variations of M_H from 60 GeV (lower) to 1 TeV (upper).

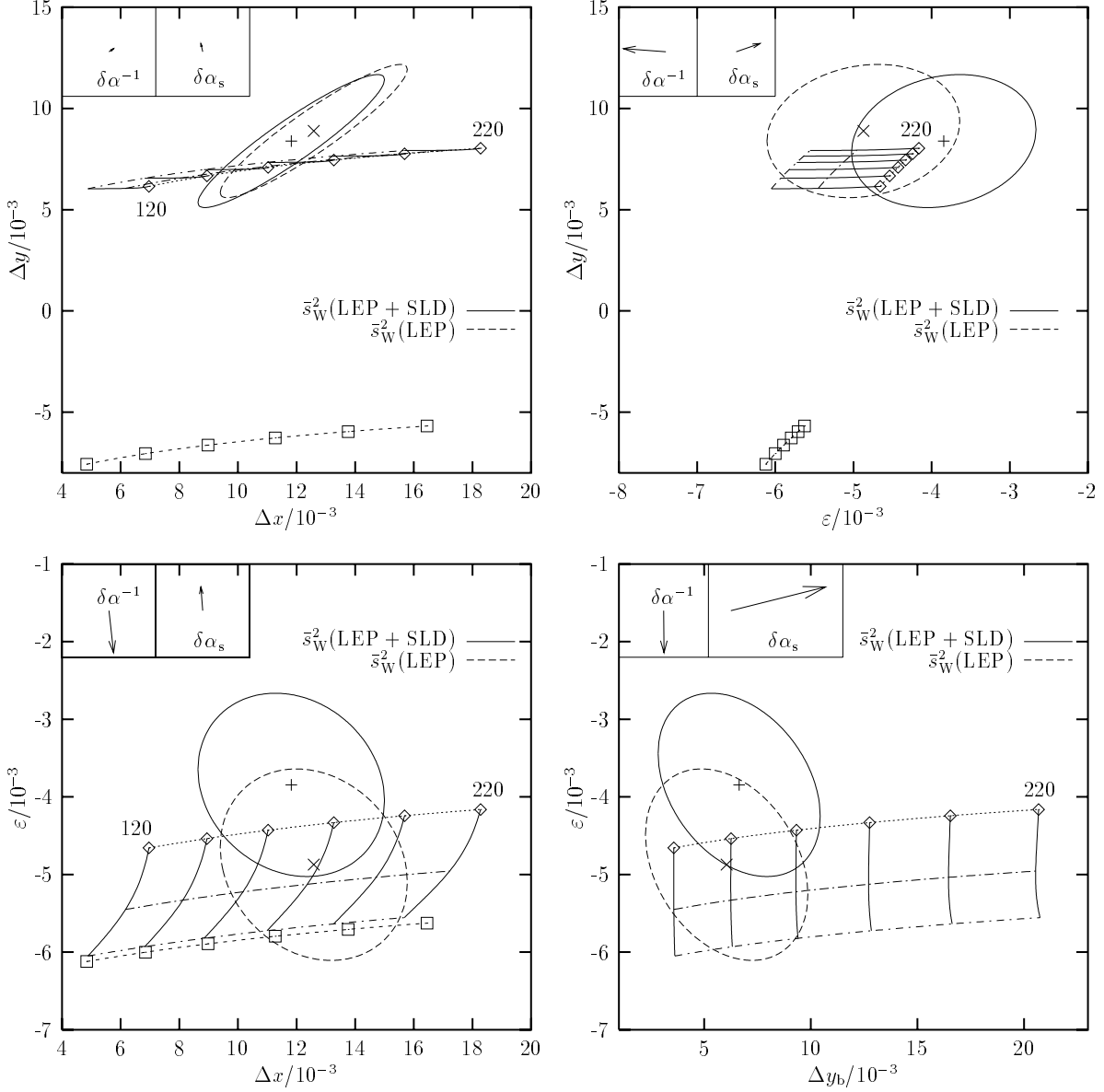


Figure 3: The projections of the 1σ ellipsoid of the electroweak parameters Δx , Δy , ϵ , Δy_b obtained from the 1996 set of data in comparison with the SM predictions. Both the results obtained from using $\bar{s}_W^2(\text{LEP})$ and $\bar{s}_W^2(\text{LEP} + \text{SLD})$ as experimental input are shown. The full SM predictions correspond to Higgs-boson masses of 100 GeV (dotted with diamonds), 300 GeV (long-dashed dotted) and 1 TeV (short-dashed dotted) parametrized by the top-quark mass ranging from 120 GeV to 220 GeV in steps of 20 GeV. The pure fermion-loop prediction is also shown (short-dashed curve with squares) for the same values of m_t . The arrows indicate the shifts of the centres of the ellipses upon changing $\alpha(M_Z^2)^{-1}$ to $\alpha(M_Z^2)^{-1} + \delta\alpha(M_Z^2)^{-1}$ and $\alpha_s(M_Z^2)$ to $\alpha_s(M_Z^2) + \delta\alpha_s(M_Z^2)$.

Conclusions

With the 1996 data, the agreement between experiment and the predictions of the electroweak Standard Model (SM) has become even more impressive. From the analysis in terms of the parameters in an effective Lagrangian we learned that the non-Abelian structure of the theory entering the bosonic loops is quantitatively supported by the empirical data. The upper 1σ bounds on the Higgs-boson mass, M_H , have improved to 360 GeV and 540 GeV based on $\bar{s}_w^2(\text{LEP} + \text{SLD})$ and $\bar{s}_w^2(\text{LEP})$, respectively. Changing $\alpha(M_Z^2)$ by one standard deviation leads to changes in the upper bounds on M_H which are similar to the ones induced by the difference between $\bar{s}_w^2(\text{LEP} + \text{SLD})$ and $\bar{s}_w^2(\text{LEP})$. At the 95% C.L. we obtain $M_H \lesssim 550$ GeV and $M_H \lesssim 800$ GeV, respectively. We stress that these bounds already follow from the reduced set of data of \bar{s}_w^2 , M_W , Γ_1 , m_t^{exp} , and $\alpha(M_Z^2)$, thus avoiding potential uncertainties related to R_b , R_c , and $\alpha_s(M_Z^2)$. Moreover, the bounds on M_H are not significantly further improved by including also the experimental information on the inclusive (hadronic and total) Z-boson decays. The fact that the bounds on M_H lie in the perturbative regime of the SM may be interpreted as supporting the concept of the Higgs mechanism, even though the ultimate answer to the question of its realization in nature cannot be given as long as experimental evidence for the existence of the Higgs boson is missing.

References

- [1] The LEP Electroweak Working Group and the SLD Heavy Flavour Group, Data presented at the 1996 Summer Conferences, LEPEWWG/96-02.
- [2] S. Dittmaier, D. Schildknecht and G. Weiglein, BI-TP 96/06, hep-ph/9602436, to appear in Phys. Lett. **B**.
- [3] S. Dittmaier, K. Kolodziej, M. Kuroda and D. Schildknecht, *Nucl. Phys.* **B426** (1994) 249, E: **B446** (1995) 334.
- [4] S. Dittmaier, M. Kuroda and D. Schildknecht, *Nucl. Phys.* **B448** (1995) 3.
- [5] G. Montagna, O. Nicrosini, G. Passarino and F. Piccinini, *Phys. Lett.* **B335** (1994) 484;
V.A. Novikov, L.B. Okun, A.N. Rozanov and M.I. Vysotskii, *Mod. Phys. Lett.* **A9** (1994) 2641;
J. Erler and P. Langacker, *Phys. Rev.* **D52** (1995) 441;
S. Matsumoto, *Mod. Phys. Lett.* **A10** (1995) 2553;
Z. Hioki, TOKUSHIMA 95-04, hep-ph/9510269;
K. Kang and S.K. Kang, BROWN-HET-979, hep-ph/9503478;
G. Passarino, hep-ph/9604344.
- [6] J. Ellis, G.L. Fogli and E. Lisi, *Z. Phys.* **C69** (1996) 627;
P.H. Chankowski and S. Pokorski, *Phys. Lett.* **B356** (1995) 307; hep-ph/9509207.
- [7] J.-L. Kneur, M. Kuroda and D. Schildknecht, *Phys. Lett.* **B262** (1991) 93.

- [8] M. Bilenky, K. Kolodziej, M. Kuroda and D. Schildknecht, *Phys. Lett.* **B319** (1993) 319.
- [9] G. Altarelli, B. Barbieri and F. Caravaglios, *Nucl. Phys.* **B405** (1993) 3; *Phys. Lett.* **B349** (1995) 145.
- [10] The LEP Electroweak Working Group and the SLD Heavy Flavour Group, Data presented at the 1995 Summer Conferences, LEPEWWG/95-02.
- [11] CDF Collaboration, F. Abe et al., *Phys. Rev. Lett.* **74** (1995) 2626;
DØ Collaboration, S. Abachi et al., *Phys. Rev. Lett.* **74** (1995) 2632.
- [12] CDF Collaboration, F. Abe et al., contributed paper to ICHEP96, PA-08-018;
DØ Collaboration, S. Abachi et al., contributed papers to ICHEP96, PA-05-027 and PA-05-028;
P. Grannis, talk presented at ICHEP96, to appear in the proceedings.
- [13] SLD Collaboration: K. Abe et al., *Phys. Rev. Lett.* **73** (1994) 25;
SLD Collaboration: K. Abe et al., contributed paper to EPS-HEP-95, Brussels, eps0654.
- [14] UA2 Collaboration: J. Alitti et al., *Phys. Lett.* **B276** (1992) 354;
CDF Collaboration: F. Abe et al., *Phys. Rev. Lett.* **65** (1990) 2243, *Phys. Rev.* **D43** (1991) 2070, *Phys. Rev.* **D52** (1995) 4784, *Phys. Rev. Lett.* **75** (1995) 11;
DØ Collaboration: S. Abachi et al., preliminary result presented by U. Heintz, Les Rencontres de Physique de la Vallée d'Aoste, La Thuile, March 1996.
- [15] H. Burkhardt and B. Pietrzyk, *Phys. Lett.* **B356** (1995) 398;
S. Eidelman and F. Jegerlehner, *Z. Phys.* **C67** (1995) 585.
- [16] S. Bethke, Proceedings of the QCD '94 Conference, Montpellier, France, *Nucl. Phys.* **B (Proc. Suppl.) 39B,C** (1995) 198.
- [17] W. de Boer, A. Dabelstein, W. Hollik, W. Mösle and U. Schwickerath, IEKP-KA/96-08, KA-TP-18-96, hep-ph/9609209;
J. Ellis, G.L. Fogli and E. Lisi, CERN-TH/96-216, hep-ph/9608329.
- [18] J.F. Grivaz, LAL-95-83, Proc. International EPS Conference on High-Energy Physics, Brussels, July 1995, eds. J. Lemonne, C. Vander Velde and F. Verbeure.
- [19] G. Gounaris and D. Schildknecht, *Z. Phys.* **C40** (1988) 447.
- [20] V.A. Novikov, L. Okun and M.I. Vysotskii, *Nucl. Phys.* **B397** (1993) 35.
- [21] S. Dittmaier, D. Schildknecht and G. Weiglein, *Nucl. Phys.* **B465** (1996) 3.
- [22] S. Dittmaier, C. Grosse-Knetter and D. Schildknecht, *Z. Phys.* **C67** (1995) 109.