

LIGHT QUARK EFFECTIVE THEORY

H. LEUTWYLER

*Theory Division, CERN, CH-1211 Geneva, Switzerland and
Institute for Theoretical Physics, University of Bern, Sidlerstr. 5,
CH-3012 Bern, Switzerland*

The application of effective field theory methods to the low energy structure of QCD is discussed. The analysis relies on the fact that three of the quark masses happen to be light, so that QCD exhibits an approximate chiral symmetry. The Goldstone bosons associated with the spontaneous breakdown of this symmetry represent the essential degrees of freedom at low energies. I emphasize the universal structure of the corresponding effective Lagrangian, which only depends on the symmetry properties of the theory, and then discuss the physics of the effective coupling constants. The implications of the effective theory for the masses of the light quarks are analyzed in some detail.

1 Introduction

The standard low energy analysis of scattering amplitudes or current matrix elements relies on the *Taylor series expansion* in powers of the momenta. The electromagnetic form factor of the pion, for instance, may be expanded in powers of the momentum transfer t . In this case, the first two Taylor coefficients are related to the total charge of the particle and to the mean square radius of the charge distribution, respectively,

$$f_{\pi^+}(t) = 1 + \frac{1}{6} \langle r^2 \rangle_{\pi^+} t + O(t^2) . \quad (1)$$

Scattering lengths and effective ranges are analogous low energy constants occurring in the Taylor series expansion of scattering amplitudes.

For the straightforward expansion in powers of the momenta to hold it is essential that the theory does not contain massless particles. The exchange of photons, for example, gives rise to Coulomb scattering, described by an amplitude of the form $e^2/(p' - p)^2$ which does not admit a Taylor series expansion. Now, QCD does not contain massless particles, but it does contain very light ones: pions. The occurrence of light particles gives rise to singularities in the low energy domain which limit the range of validity of the Taylor series representation. The form factor $f_{\pi^+}(t)$ contains a cut starting at $t = 4M_\pi^2$, such that the formula (1) provides an adequate representation only for $t \ll 4M_\pi^2$. To extend this representation to larger momenta, we need to account for the singularities generated by the pions. This can be done, because the reason why

M_π is so small is understood: The pions are the Goldstone bosons of a hidden, approximate symmetry.¹

The low energy singularities generated by the remaining members of the pseudoscalar octet ($K^\pm, K^0, \bar{K}^0, \eta$) can be dealt with in the same manner, exploiting the fact that the Hamiltonian of QCD is approximately invariant under chiral $SU(3)_L \times SU(3)_R$. If the three light quark flavours u, d, s , were massless, this symmetry would be an exact one. In reality, chiral symmetry is broken by the quark mass term occurring in the QCD–Hamiltonian

$$H_{\text{QCD}} = H_0 + H_1 \quad , \quad H_1 = \int d^3x \{m_u \bar{u}u + m_d \bar{d}d + m_s \bar{s}s\} \quad . \quad (2)$$

For yet unknown reasons, the masses m_u, m_d, m_s happen to be small, so that H_1 may be treated as a perturbation. First order perturbation theory shows that the expansion of the square of the pion mass in powers of m_u, m_d, m_s starts with

$$M_{\pi^+}^2 = (m_u + m_d)B + \dots \quad (3)$$

while, for the kaon, the leading term involves the mass of the strange quark,

$$M_{K^+}^2 = (m_u + m_s)B + \dots \quad , \quad M_{K^0}^2 = (m_d + m_s)B + \dots \quad (4)$$

This explains why the pseudoscalar octet contains the eight lightest hadrons and why the mass pattern of this multiplet very strongly breaks eightfold way symmetry: M_π^2, M_K^2 and M_η^2 are proportional to combinations of quark masses, which are small but very different from one another, $m_s \gg m_d > m_u$. For all other multiplets of $SU(3)$, the main contribution to the mass is given by the eigenvalue of H_0 and is of order Λ_{QCD} , while H_1 merely generates a correction which splits the multiplet, the state with the largest matrix element of $\bar{s}s$ ending up at the top.

The effective field theory combines the expansion in powers of momenta with the expansion in powers of m_u, m_d, m_s . The resulting new improved Taylor series, which explicitly accounts for the singularities generated by the Goldstone bosons, is referred to as chiral perturbation theory (ChPT).² It provides a solid mathematical basis for what used to be called the "PCAC hypothesis".

It does not appear to be possible to account for the singularities generated by the next heavier bound states, the vector mesons, in an equally satisfactory manner. The mass of the ρ -meson is of the order of the scale of QCD and cannot consistently be treated as a small quantity. Although the vector meson dominance hypothesis does lead to valid estimates (an example is given below), a coherent framework which treats these estimates as leading terms of a systematic approximation scheme is not in sight.

2 U(1)–anomaly and mass of the η'

I add a few remarks concerning the singlet axial current

$$A_\mu^0 = \bar{u}\gamma_\mu\gamma_5 u + \bar{d}\gamma_\mu\gamma_5 d + \bar{s}\gamma_\mu\gamma_5 s \quad .$$

It is crucial for QCD to be consistent with the observed low energy structure that the Ward identities obeyed by this current contain an anomaly. At the level of classical field theory, the Lagrangian is invariant under the full chiral group $U(3)_L \times U(3)_R$ if the quark masses are turned off, but this property does not give rise to a corresponding symmetry of the quantum theory, because the measure entering the path integral fails to be symmetric: The conservation law for the singlet current contains an additional term,

$$\partial^\mu A_\mu^0 = 2m_u \bar{u}i\gamma_5 u + 2m_d \bar{d}i\gamma_5 d + 2m_s \bar{s}i\gamma_5 s + \frac{3}{8\pi^2} \text{tr} G_{\mu\nu} \tilde{G}^{\mu\nu} \quad ,$$

where the matrix $G_{\mu\nu}$ is the gluon field strength. Accordingly, there are only 8 rather than 9 Goldstone bosons. The lightest pseudoscalar with the quantum numbers of an $SU(3)$ –singlet, the η' , remains massive if the quark masses are turned off.

There is an old paradox in this connection, which arises as follows. Consider the euclidean path integral representation for the two–point function $\langle 0 | T A_\mu(x) P(y) | 0 \rangle$, where $P = \bar{u}i\gamma_5 u + \bar{d}i\gamma_5 d + \bar{s}i\gamma_5 s$ is the pseudoscalar singlet operator. The Ward identity obeyed by this correlation function implies that, in the chiral limit, the Fourier transform contains a pole at zero momentum – unless the contribution from the anomaly term is different from zero. Now, at zero momentum, the Fourier transform represents the integral over all of space, so that the contribution from the anomaly term is proportional to the winding number of the gluon field,

$$\nu = \frac{1}{16\pi^2} \int d^4x \text{tr} G_{\mu\nu} \tilde{G}^{\mu\nu} \quad .$$

Hence the anomaly can prevent the occurrence of a massless pseudoscalar $SU(3)$ –singlet state only if the path integral receives contributions from field configurations with nontrivial topology. For such field configurations, however, the Dirac operator of a massless quark possesses zero modes. If the winding number of the gluon field is different from zero, the Dirac determinant therefore tends to zero when the quark masses are turned off, so that only topologically trivial configurations can contribute to the path integral. This seems to indicate that the anomaly term does not protect the η' from becoming massless in the chiral limit.

The puzzle is solved in ref.³, where it is demonstrated that the suppression of nontrivial topologies only occurs at finite volume and disappears if the limit $V \rightarrow \infty$ is taken before the quark masses are sent to zero. The mechanism at work is very similar to the one responsible for the fact that spontaneous breakdown of an exact symmetry does not occur at finite volume. I did discuss the matter in some detail during the lectures, but omit this part in the present notes, referring the reader to the paper quoted above.

In the large- N_c limit, the quark-loop graph that gives rise to the anomaly in the divergence of the singlet axial current is suppressed. The Ward identity for the two-point function $\langle 0 | T A_\mu P | 0 \rangle$ does then imply that, in the chiral limit, a ninth Goldstone boson occurs: The mass of the η' disappears if N_c is sent to infinity.⁴ The implications for the structure of the effective theory are very interesting and will briefly be discussed in section 10 C.

3 Effective low energy theory of QCD

The effective low energy theory replaces the quark and gluon fields of QCD by a set of pseudoscalar fields describing the degrees of freedom of the Goldstone bosons π, K, η . It is convenient to collect these fields in a 3×3 matrix $U(x) \in \text{SU}(3)$. Accordingly, the Lagrangian of QCD is replaced by an effective Lagrangian which only involves the field $U(x)$ and its derivatives. The most remarkable point here is that this procedure does not mutilate the theory: If the effective Lagrangian is chosen properly, the effective theory is mathematically equivalent to QCD.^{5,6}

On the level of the effective Lagrangian, the combined expansion introduced above amounts to an expansion in powers of derivatives and powers of the quark mass matrix

$$\mathcal{M} = \begin{pmatrix} m_u & & \\ & m_d & \\ & & m_d \end{pmatrix} .$$

Lorentz invariance and chiral symmetry very strongly constrain the form of the terms occurring in this expansion. Counting \mathcal{M} like two powers of momenta, the expansion starts at $O(p^2)$ and only contains even terms

$$\mathcal{L}_{eff} = \mathcal{L}_{eff}^{(2)} + \mathcal{L}_{eff}^{(4)} + \mathcal{L}_{eff}^{(6)} + \dots$$

The leading contribution is of the form

$$\mathcal{L}_{eff}^{(2)} = \frac{F_\pi^2}{4} \text{tr} \{ \partial_\mu U^\dagger \partial^\mu U \} + \frac{F_\pi^2 B}{2} \text{tr} \{ \mathcal{M} (U + U^\dagger) \} \quad (5)$$

and involves two independent coupling constants – the pion decay constant F_π and the constant B occurring in the mass formulae (3), (4). The expression (5) represents a compact summary of the soft pion theorems established in the 1960's: The leading terms in the chiral expansion of the scattering amplitudes and current matrix elements are given by the tree graphs of this Lagrangian.

At order p^4 , the effective Lagrangian contains terms with four derivatives such as

$$\mathcal{L}_{eff}^{(4)} = L_1[\text{tr}\{\partial_\mu U^\dagger \partial^\mu U\}]^2 + \dots \quad (6)$$

as well as terms with one or two powers of \mathcal{M} . Altogether, ten coupling constants occur,⁷ denoted L_1, \dots, L_{10} . Four of these are needed to specify the scattering matrix to first nonleading order. The terms of order \mathcal{M}^2 in the meson mass formulae (3), (4) involve another three of these constants. The remaining three couplings concern current matrix elements.

As an illustration, consider again the e.m. form factor $f_{\pi^+}(t)$. To order p^2 , the chiral representation reads⁸

$$f_{\pi^+}(t) = 1 + \frac{t}{F_\pi^2} \{2L_9 + 2\phi_\pi(t) + \phi_K(t)\} + O(t^2, t\mathcal{M}) \quad (7)$$

In this example, the leading term (tree graph of $\mathcal{L}_{eff}^{(2)}$) is trivial. At order p^2 , there are two contributions: The term linear in t arises from a tree graph of $\mathcal{L}_{eff}^{(4)}$ and involves the coupling constant L_9 , while the functions $\phi_\pi(t)$ and $\phi_K(t)$ originate in one-loop graphs generated by $\mathcal{L}_{eff}^{(2)}$. The loop integrals contain a logarithmic divergence which is absorbed in a renormalization of L_9 – the net result for $f_{\pi^+}(t)$ is independent of the regularization used. The representation (7) shows how the straightforward Taylor series (1) is modified by the singularities due to $\pi\pi$ and $K\bar{K}$ intermediate states. At the order of the chiral expansion we are considering here, these singularities are described by the one-loop integrals $\phi_\pi(t), \phi_K(t)$ which contain cuts starting at $t = 4M_\pi^2$ and $t = 4M_K^2$, respectively. The result (7) also shows that chiral symmetry does not determine the pion charge radius: Its magnitude depends on the value of the coupling constant L_9 – the effective Lagrangian is consistent with chiral symmetry for any value of the coupling constants. The symmetry, however, *relates* different observables. In particular, the slope of the K_{l_3} form factor $f_+(t)$ is also fixed by L_9 . The experimental value of this slope, $\lambda_+ = 0.030$, can therefore be used to first determine the magnitude of L_9 and then to calculate the pion charge radius. This gives $\langle r^2 \rangle_{\pi^+} = 0.42 \text{ fm}^2$, to be compared with the experimental result, 0.44 fm^2 .

In the case of the neutral kaon, the representation analogous to eq. (7)

reads

$$f_{K^0}(t) = \frac{t}{F_\pi^2} \{-\phi_\pi(t) + \phi_K(t)\} + O(t^2, t\mathcal{M}) . \quad (8)$$

A term of order one does not occur here because the charge vanishes and there is no contribution from $\mathcal{L}_{eff}^{(4)}$, either. Chiral perturbation theory thus provides a parameter free prediction in terms of the one-loop integrals $\phi_\pi(t), \phi_K(t)$. In particular, the slope of the form factor is given by⁸

$$\langle r^2 \rangle_{K^0} = -\frac{1}{16\pi^2 F_\pi^2} \ln \frac{M_K}{M_\pi} = -0.04 \text{ fm}^2 \quad (9)$$

to be compared with the experimental value $-0.054 \pm 0.026 \text{ fm}^2$.

4 Universality

The properties of the effective theory are governed by the hidden symmetry, which is responsible for the occurrence of Goldstone bosons. In particular, the form of the effective Lagrangian only depends on the symmetry group G of the Hamiltonian and on the subgroup $H \subset G$, under which the ground state is invariant. The Goldstone bosons live on the difference between the two groups, i.e., on the coset space G/H . The specific dynamical properties of the underlying theory do not play any role. To discuss the consequences of this observation, I again assume that G is an exact symmetry.

In the case of QCD with two massless quarks, $G = \text{SU}(2)_R \times \text{SU}(2)_L$ is the group of chiral isospin rotations, while $H = \text{SU}(2)$ is the ordinary isospin group. The Higgs model is another example of a theory with spontaneously broken symmetry. It plays a crucial role in the Standard Model, where it describes the generation of mass. The model involves a scalar field $\vec{\phi}$ with four components. The Hamiltonian is invariant under rotations of the vector $\vec{\phi}$, which form the group $G = \text{O}(4)$. Since the field picks up a vacuum expectation value, the symmetry is spontaneously broken to the subgroup of those rotations that leave the vector $\langle 0 | \vec{\phi} | 0 \rangle$ alone, $H = \text{O}(3)$. It so happens that these groups are the same as those above, relevant for QCD.^a The fact that the symmetries are the same implies that the effective field theories are identical: (i) In either case, there are three Goldstone bosons, described by a matrix field $U(x) \in \text{SU}(2)$.

^aThe structure of the effective Lagrangian rigorously follows from the Ward identities for the Green functions of the currents, which also reveal the occurrence of anomalies.⁹ The form of the Ward identities is controlled by the structure of G and H in the infinitesimal neighbourhood of the neutral element. In this sense, the symmetry groups of the two models are the same: $\text{O}(4)$ and $\text{O}(3)$ are locally isomorphic to $\text{SU}(2) \times \text{SU}(2)$ and $\text{SU}(2)$, respectively.

(ii) The form of the effective Lagrangian is precisely the same. In particular, the expression

$$\mathcal{L}_{eff}^{(2)} = \frac{1}{4} F_\pi^2 \text{tr}\{\partial_\mu U^\dagger \partial^\mu U\}$$

is valid in either case. At the level of the effective theory, the only difference between these two physically quite distinct models is that the numerical values of the effective coupling constants are different. In the case of QCD, the one occurring at leading order of the derivative expansion is the pion decay constant, $F_\pi \simeq 93 \text{ MeV}$, while in the Higgs model, this coupling constant is larger by more than three orders of magnitude, $F_\pi \simeq 250 \text{ GeV}$. At next-to-leading order, the effective coupling constants are also different; in particular, in QCD, the anomaly coefficient is equal to N_c , while in the Higgs model, it vanishes.

As an illustration, I compare the condensates of the two theories, which play a role analogous to the spontaneous magnetization $\langle \vec{M} \rangle$ of a ferromagnet (or the staggered magnetization of an antiferromagnet). At low temperatures, the magnetization singles out a direction – the ground state spontaneously breaks the symmetry of the Hamiltonian with respect to rotations. As the system is heated, the spontaneous magnetization decreases, because the thermal disorder acts against the alignment of the spins. If the temperature is high enough, disorder wins, the spontaneous magnetization disappears and rotational symmetry is restored. The temperature at which this happens is the Curie temperature. Quantities, which allow one to distinguish the ordered from the disordered phase are called *order parameters*. The magnetization is the prototype of such a parameter.

In QCD, the most important order parameter (the one of lowest dimension) is the quark condensate. At nonzero temperatures, the condensate is given by the thermal expectation value

$$\langle \bar{u}u \rangle_T = \frac{\text{Tr}\{\bar{u}u \exp(-H/kT)\}}{\text{Tr}\{\exp(-H/kT)\}}.$$

The condensate melts if the temperature is increased. At a critical temperature, somewhere in the range $140 \text{ MeV} < T_c < 180 \text{ MeV}$, the quark condensate disappears and chiral symmetry is restored. The same qualitative behaviour also occurs in the Higgs model, where the expectation value $\langle \vec{\phi} \rangle_T$ of the scalar field represents the most prominent order parameter.

At low temperatures, the thermal trace is dominated by states of low energy. Massless particles generate contributions which are proportional to powers of the temperature, while massive ones like the ρ -meson are suppressed by the corresponding Boltzmann factor, $\exp(-M_\rho/kT)$. In the case of a spontaneously broken symmetry, the massless particles are the Goldstone bosons and

their contributions may be worked out by means of effective field theory. For the quark condensate, the calculation has been done,¹⁰ up to and including terms of order T^6 :

$$\langle \bar{u}u \rangle_T = \langle 0 | \bar{u}u | 0 \rangle \left\{ 1 - \frac{T^2}{8F_\pi^2} - \frac{T^4}{384F_\pi^4} - \frac{T^6}{288F_\pi^6} \ln(T_1/T) + O(T^8) \right\} .$$

The formula is exact – for massless quarks, the temperature scale relevant at low T is the pion decay constant. The additional logarithmic scale T_1 occurring at order T^6 is determined by the effective coupling constants that enter the expression for the effective Lagrangian of order p^4 . Since these are known from the phenomenology of $\pi\pi$ scattering, the value of T_1 is also known: $T_1 = 470 \pm 110$ MeV.

Now comes the point I wish to make. The effective Lagrangians relevant for QCD and for the Higgs model are the same. Since the operators of which we are considering the expectation values also transform in the same manner, their low temperature expansions are identical. The above formula thus holds, without any change whatsoever, also for the Higgs condensate,

$$\langle \vec{\phi} \rangle_T = \langle 0 | \vec{\phi} | 0 \rangle \left\{ 1 - \frac{T^2}{8F_\pi^2} - \frac{T^4}{384F_\pi^4} - \frac{T^6}{288F_\pi^6} \ln(T_1/T) + O(T^8) \right\} .$$

In fact, the universal term of order T^2 was discovered in the framework of this model, in connection with work on the electroweak phase transition.¹¹

These examples illustrate the physical nature of effective theories: At long wavelength, the microscopic structure does not play any role. The behaviour only depends on those degrees of freedom that require little excitation energy. The hidden symmetry, which is responsible for the absence of an energy gap and for the occurrence of Goldstone bosons, at the same time also determines their low energy properties. For this reason, the form of the effective Lagrangian is controlled by the symmetries of the system and is, therefore, universal. The microscopic structure of the underlying theory exclusively manifests itself in the numerical values of the effective coupling constants. The temperature expansion also clearly exhibits the limitations of the method. The truncated series can be trusted only at low temperatures, where the first term represents the dominant contribution. According to the above formula, the quark condensate drops to about half of the vacuum expectation value when the temperature reaches 160 MeV – the formula does not make much sense beyond this point. In particular, the behaviour of the quark condensate in the vicinity of the chiral phase transition is beyond the reach of the effective theory discussed here.

5 Physics of the effective coupling constants

One of the main problems encountered in the effective Lagrangian approach is the occurrence of an entire fauna of effective coupling constants. If these constants are treated as totally arbitrary parameters, the predictive power of the method is equal to zero – as a bare minimum, an estimate of their order of magnitude is needed.

Chiral scale. Let me first drop the masses of the light quarks and send the heavy ones to infinity. In this limit, QCD is a theoretician's paradise: A theory without adjustable dimensionless parameters. In particular, the effective coupling constants $F_\pi, B, L_1, L_2, \dots$ are given by pure numbers multiplying powers of Λ_{QCD} . In principle, the numbers are calculable – the available, admittedly crude evaluations of F_π and B on the lattice demonstrate that the calculation is even feasible.

As discussed above, the coupling constants L_1, \dots, L_{10} are renormalized by the logarithmic divergences occurring in the one-loop graphs. This property sheds considerable light on the structure of the chiral expansion and provides a rough estimate for the order of magnitude of the effective coupling constants.¹² The point is that the contributions generated by the loop graphs are smaller than the leading (tree graph) contribution only for momenta in the range $|p| \lesssim \Lambda_\chi$, where

$$\Lambda_\chi \equiv 4\pi F_\pi / \sqrt{N_f} \quad (10)$$

is the scale occurring in the coefficient of the logarithmic divergence (N_f is the number of light quark flavours). This indicates that the derivative expansion is an expansion in powers of $(p/\Lambda_\chi)^2$ with coefficients of order one. The stability argument also applies to the expansion in powers of m_u, m_d and m_s , indicating that the relevant expansion parameter is given by $(M_\pi/\Lambda_\chi)^2$ and $(M_K/\Lambda_\chi)^2$, respectively.

Resonances. A more quantitative picture can be obtained along the following lines. Consider again the e.m. form factor of the pion and compare the chiral representation (7) with the dispersion relation

$$f_{\pi^+}(t) = \frac{1}{\pi} \int_{4M_\pi^2}^{\infty} \frac{dt'}{t' - t} \text{Im} f_{\pi^+}(t') \quad (11)$$

In this relation, the contributions ϕ_π, ϕ_K from the one-loop graphs of ChPT correspond to $\pi\pi$ and $K\bar{K}$ intermediate states. To leading order in the chiral expansion, the corresponding imaginary parts are slowly rising functions of t . The most prominent contribution on the r.h.s., however, stems from the region of the ρ -resonance which nearly saturates the integral: The vector meson

dominance formula, $f_{\pi+}(t) = (1 - t/M_\rho^2)^{-1}$, which results if all other contributions are dropped, provides a perfectly decent representation of the form factor for small values of t . In particular, this formula predicts $\langle r^2 \rangle_{\pi+} = 0.39 \text{ fm}^2$, in satisfactory agreement with observation (0.44 fm^2). This implies that the effective coupling constant L_9 is approximately given by⁶

$$L_9 = \frac{F_\pi^2}{2M_\rho^2} . \quad (12)$$

In the channel under consideration, the pole due to ρ exchange thus represents the dominating low energy singularity – the $\pi\pi$ and $K\bar{K}$ cuts merely generate a small correction. More generally, the validity of the vector meson dominance formula shows that, for the e.m. form factor, the scale of the derivative expansion is set by $M_\rho = 770 \text{ MeV}$.

Analogous estimates can be given for all effective coupling constants at order p^4 , saturating suitable dispersion relations with contributions from resonances,¹³ for instance:

$$L_5 = \frac{F_\pi^2}{4M_S^2} , \quad L_7 = -\frac{F_\pi^2}{48M_{\eta'}^2} , \quad (13)$$

where $M_S \simeq 980 \text{ MeV}$ and $M_{\eta'} = 958 \text{ MeV}$ are the masses of the scalar octet and pseudoscalar singlet, respectively. In all those cases where direct phenomenological information is available, these estimates do remarkably well. I conclude that the observed low energy structure is dominated by the poles and cuts generated by the lightest particles – hardly a surprise. In some channels, the scale of the chiral expansion is set by M_ρ , in others by the masses of the scalar or pseudoscalar resonances occurring around 1 GeV . This confirms the rough estimate (10). The cuts generated by Goldstone pairs are significant in some cases and are negligible in others, depending on the numerical value of the relevant Clebsch–Gordan coefficient. If this coefficient turns out to be large, the coupling constant in question is sensitive to the renormalization scale used in the loop graphs. The corresponding pole dominance formula is then somewhat fuzzy, because the prediction depends on how the resonance is split from the continuum underneath it.

The above quantitative estimates of the scale of the expansion explain why it is justified to treat m_s as a perturbation.¹⁴ At order p^4 , the symmetry breaking part of the effective Lagrangian is determined by the coupling constants L_4, \dots, L_8 . These constants are immune to the low energy singularities generated by spin 1 resonances, but are affected by the exchange of scalar or pseudoscalar particles. Their magnitude is therefore determined by the scale

$M_S \simeq M_{\eta'} \simeq 1$ GeV [see eq. (13)]. Accordingly, the expansion in powers of m_s is controlled by the parameter $(M_K/M_S)^2 \simeq \frac{1}{4}$. Disregarding the contributions generated by the one-loop graphs, the asymmetry in the decay constants, for example, is determined by L_5 :

$$\frac{F_K}{F_\pi} = 1 + \frac{4(M_K^2 - M_\pi^2)}{F_\pi^2} L_5 + \text{chiral logs} . \quad (14)$$

The term "chiral logs" stands for the logarithms characteristic of chiral perturbation theory. In the present case they arise from the two-particle continuum underneath the resonance. Retaining only the resonance contribution, we obtain

$$\frac{F_K - F_\pi}{F_K} = \frac{M_K^2 - M_\pi^2}{M_S^2} + \dots \quad (15)$$

This shows that the breaking of the chiral and eightfold way symmetries is controlled by the mass ratio of the Goldstone bosons to the non-Goldstone states of spin zero – in ChPT, the observation that the Goldstones are the lightest hadrons thus acquires quantitative significance.

6 Mass pattern of the light quarks

In the remainder of these lectures, I concentrate on one particular application of chiral perturbation theory and discuss the implications for the masses of the light quarks. The lowest order mass formulae for the Goldstone bosons, eqs. (3) and (4), imply that the quark mass ratios are approximately given by

$$\frac{m_u}{m_d} \simeq \frac{M_{\pi^+}^2 - M_{K^0}^2 + M_{K^+}^2}{M_{\pi^+}^2 + M_{K^0}^2 - M_{K^+}^2} \simeq 0.66 , \quad \frac{m_s}{m_d} \simeq \frac{M_{K^0}^2 + M_{K^+}^2 - M_{\pi^+}^2}{M_{K^0}^2 - M_{K^+}^2 + M_{\pi^+}^2} \simeq 20 ,$$

to be compared with $m_\mu/m_e \simeq 200$. These numbers represent rough estimates. The corrections generated by the higher order terms in the mass formulae as well as those due to the electromagnetic interaction are treated below – they do not significantly modify the above ratios.

First, however, I wish to discuss some qualitative aspects of this pattern. For this purpose, I need a crude estimate for the absolute magnitude of the light quark masses, which may be obtained with the following simple argument. The mass differences between m_u , m_d and m_s are responsible for the splittings observed within the multiplets of SU(3). The observed multiplet pattern shows that, replacing a u - or a d -quark by an s -quark, the mass of the bound state increases by about 100 or 200 MeV. Applying the rule of thumb, we infer that the mass differences $m_s - m_u$ and $m_s - m_d$ are of this order of magnitude.

Since m_u and m_d are small compared to m_s , the mass of the strange quark must be of this order, say $m_s \simeq 150$ MeV. With the above ratios, this gives $m_d \simeq \frac{1}{20} m_s \simeq 7.5$ MeV and $m_u \simeq \frac{2}{3} m_d \simeq 5$ MeV. I emphasize that these estimates only concern the order of magnitude and I will discuss our present knowledge at a quantitative level later on.

The first conclusion to draw is that m_u and m_d are surprisingly small. In particular, the mass of the proton is large compared to the sum of the masses of the quarks it consists of. Indeed, the mass of the proton does not tend to zero for $m_u, m_d \rightarrow 0$. The amount by which it decreases is known from πN -scattering: $\sigma = \langle N | m_u \bar{u}u + m_d \bar{d}d | N \rangle = 45 \pm 8$ MeV. This shows that the masses occurring in the Lagrangian of QCD are quite different from those used in the various bound state models, $m_{\text{constituent}} \simeq \frac{1}{3} M_p \simeq 300$ MeV.

An equally striking aspect of the above pattern is that the three masses are very different. In particular, the value for m_u/m_d shows that the masses of the u - and d -quarks are quite different. This appears to be in conflict with the oldest and best established internal symmetry of particle physics, isospin. Since u and d form an $I = \frac{1}{2}$ multiplet, isospin is a symmetry of the QCD Hamiltonian only if $m_u = m_d$.

The resolution of the paradox is that m_u, m_d are very small. Disregarding the e.m. interaction, the strength of isospin breaking is determined by the magnitude of $|m_u - m_d|$, not by the relative size m_u/m_d . The fact that m_d is larger than m_u by a few MeV implies, for instance, that the neutron is heavier than the proton by a few MeV. Compared with the mass of the proton, this amounts to a fraction of a per cent. In the case of the kaons, the relative mass splitting $(M_{K^0}^2 - M_{K^+}^2)/M_{K^+}^2$ is more important, because the denominator is smaller here: The effect is of order $(m_d - m_u)/(m_u + m_s) \simeq 0.02$, but this is still a small number. One might think that for the pions, where the square of the mass is proportional to $m_u + m_d$, the relative mass splitting should be large, of order $(M_{\pi^0}^2 - M_{\pi^+}^2)/M_{\pi^+}^2 \propto (m_d - m_u)/(m_d + m_u) \simeq 0.3$, in flat contradiction with observation. It so happens, however, that the pion matrix elements of the isospin breaking part of the Hamiltonian, $\frac{1}{2}(m_u - m_d)(\bar{u}u - \bar{d}d)$, vanish because the group $SU(2)$ does not have a d -symbol. This implies that the mass difference between π^0 and π^+ is of second order in $m_d - m_u$ and therefore tiny. The observed mass difference is almost exclusively due to the electromagnetic self energy of the π^+ . So, the above quark mass pattern is perfectly consistent with the fact that isospin is an almost exact symmetry of the strong interaction: The matrix elements of the term $\frac{1}{2}(m_u - m_d)(\bar{u}u - \bar{d}d)$ are very small compared with those of H_0 . In particular, the pions are protected from isospin breaking.

QCD also explains another puzzle: Apparently, the mass splittings in the

pseudoscalar octet are in conflict with the claim that SU(3) represents a decent approximate symmetry. This seems to require $M_K^2 \simeq M_\pi^2$, while experimentally, $M_K^2 \simeq 13M_\pi^2$. The first order mass formulae yield $M_K^2/M_\pi^2 = (m_s + \hat{m})/(m_u + m_d)$, where $\hat{m} = \frac{1}{2}(m_u + m_d)$ is the mean mass of u and d . The kaons are much heavier than the pions, because it so happens that m_s is much larger than \hat{m} . For SU(3) to be a decent approximate symmetry, it is not necessary that the difference $m_s - \hat{m}$ is small with respect to the sum $m_s + \hat{m}$, because the latter does not represent the relevant mass scale to compare the symmetry breaking with. If the quark masses were of the same order of magnitude as the electron mass, SU(3) would be an essentially perfect symmetry of QCD; even in that world $m_s \gg \hat{m}$ implies that the ratio M_K^2/M_π^2 strongly differs from 1. The strength of SU(3) breaking does not manifest itself in the mass ratios of the pseudoscalars, but in the symmetry relations between the matrix elements of the operators $\bar{u}u$, $\bar{d}d$, $\bar{s}s$, which are used in the derivation of the above mass formulae. The asymmetries in these are analogous to the one seen in the matrix elements of the axial vector currents, $F_K/F_\pi = 1.22$, which represents an SU(3) breaking of typical size. The deviation from the lowest order mass formula,

$$\frac{M_K^2}{M_\pi^2} = \frac{m_s + \hat{m}}{m_u + m_d} \{1 + \Delta_M\} \quad , \quad (16)$$

is expected to be of the same order of magnitude, $1 + \Delta_M \leftrightarrow F_K/F_\pi$.

The Gell–Mann–Okubo formula yields a good check. The lowest order mass formula for the η reads

$$M_\eta^2 = \frac{1}{3}(m_u + m_d + 4m_s)B + \dots \quad , \quad (17)$$

so that the mass relations for π, K, η lead to $3M_\eta^2 + M_\pi^2 - 4M_K^2 = 0$. The accuracy within which this consequence of SU(3) symmetry holds is best seen by working out the quark mass ratio m_s/\hat{m} in two independent ways: While the mass formulae for K and π imply $m_s/\hat{m} = (2M_K^2 - M_\pi^2)/M_\pi^2 = 25.9$, those for η and π yield $m_s/\hat{m} = \frac{1}{2}(3M_\eta^2 - M_\pi^2)/M_\pi^2 = 24.2$. These numbers are nearly the same – the mass pattern of the pseudoscalar octet is a showcase for the claim that SU(3) represents a decent approximate symmetry of QCD, despite $M_K^2/M_\pi^2 \simeq 13$.

7 Mass formulae to second order

Chiral perturbation theory allows us to calculate the Goldstone boson masses to second order in m_u, m_d, m_s . The correction Δ_M occurring in eq. (16) is

determined by the two coupling constants L_5 and L_8 :⁷

$$\Delta_M = \frac{8(M_K^2 - M_\pi^2)}{F_\pi^2} (2L_8 - L_5) + \text{chiral logs} . \quad (18)$$

The comparison with eq. (14) confirms that the symmetry breaking effects in the decay constants and in the mass spectrum are of similar nature. The calculation also reveals that the first order SU(3) correction in the mass ratio $(M_{K^0}^2 - M_{K^+}^2)/(M_K^2 - M_\pi^2)$ is the same as the one in M_K^2/M_π^2 .⁷

$$\frac{M_{K^0}^2 - M_{K^+}^2}{M_K^2 - M_\pi^2} = \frac{m_d - m_u}{m_s - \hat{m}} \{1 + \Delta_M + O(m^2)\} . \quad (19)$$

In the double ratio

$$Q^2 \equiv \frac{M_K^2}{M_\pi^2} \cdot \frac{M_K^2 - M_\pi^2}{M_{K^0}^2 - M_{K^+}^2} , \quad (20)$$

the first order corrections thus drop out, so that the observed values of the meson masses provide a tight constraint on one particular ratio of quark masses:

$$Q^2 = \frac{m_s^2 - \hat{m}^2}{m_d^2 - m_u^2} \{1 + O(m^2)\} . \quad (21)$$

The constraint may be visualized by plotting the ratio m_s/m_d versus m_u/m_d .¹⁵ Dropping the higher order contributions, the resulting curve takes the form of an ellipse:

$$\left(\frac{m_u}{m_d}\right)^2 + \frac{1}{Q^2} \left(\frac{m_s}{m_d}\right)^2 = 1 , \quad (22)$$

with Q as major semi-axis (the term \hat{m}^2/m_s^2 has been discarded, as it is numerically very small).

8 Value of Q

The meson masses occurring in the double ratio (20) refer to pure QCD. The Dashen theorem states that in the chiral limit, the electromagnetic contributions to $M_{K^+}^2$ and $M_{\pi^+}^2$ are the same, while the self energies of K^0 and π^0 vanish. Since the contribution to the mass difference between π^0 and π^+ from $m_d - m_u$ is negligibly small, the masses in pure QCD are approximately given by

$$\begin{aligned} (M_{\pi^+}^2)^{\text{QCD}} &\simeq (M_{\pi^0}^2)^{\text{QCD}} \simeq M_{\pi^0}^2 , \\ (M_{K^+}^2)^{\text{QCD}} &\simeq M_{K^+}^2 - M_{\pi^+}^2 + M_{\pi^0}^2 , \quad (M_{K^0}^2)^{\text{QCD}} \simeq M_{K^0}^2 , \end{aligned}$$

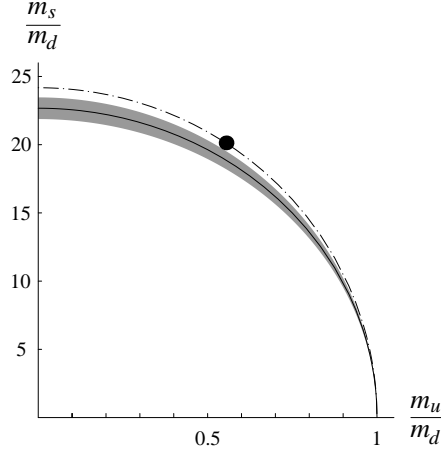


Figure 1: Elliptic constraint. The dot indicates Weinberg's mass ratios. The dash-dotted line represents the ellipse for the value $Q = 24.2$ of the semi-axis, obtained from the mass difference $K^0 - K^+$ with the Dashen theorem. The full line and the shaded region correspond to $Q = 22.7 \pm 0.8$, as required by the observed rate of the decay $\eta \rightarrow \pi^+ \pi^- \pi^0$.

where $M_{\pi^0}, M_{\pi^+}, M_{K^0}, M_{K^+}$ are the observed masses. Correcting for the electromagnetic self energies in this way, the lowest order formulae become¹⁶

$$\begin{aligned} \frac{m_u}{m_d} &\simeq \frac{M_{K^+}^2 - M_{K^0}^2 + 2M_{\pi^0}^2 - M_{\pi^+}^2}{M_{K^0}^2 - M_{K^+}^2 + M_{\pi^+}^2} = 0.55 \quad , \\ \frac{m_s}{m_d} &\simeq \frac{M_{K^0}^2 + M_{K^+}^2 - M_{\pi^+}^2}{M_{K^0}^2 - M_{K^+}^2 + M_{\pi^+}^2} = 20.1 \quad . \end{aligned} \quad (23)$$

The corresponding expression for the semi-axis Q reads

$$Q_D^2 = \frac{(M_{K^0}^2 + M_{K^+}^2 - M_{\pi^+}^2 + M_{\pi^0}^2)(M_{K^0}^2 + M_{K^+}^2 - M_{\pi^+}^2 - M_{\pi^0}^2)}{4 M_{\pi^0}^2 (M_{K^0}^2 - M_{K^+}^2 + M_{\pi^+}^2 - M_{\pi^0}^2)} \quad . \quad (24)$$

Numerically, this yields $Q_D = 24.2$. The corresponding ellipse is shown in fig. 1 as a dash-dotted line. For this value of the semi-axis, the curve passes through the point specified by Weinberg's mass ratios, eq. (23).

The Dashen theorem is subject to corrections from higher order terms in the chiral expansion. As usual, there are two categories of contributions: loop graphs of order $e^2 m$ and terms of the same order from the derivative expansion

of the effective e.m. Lagrangian. The Clebsch–Gordan coefficients occurring in the loop graphs are known to be large, indicating that two-particle intermediate states generate sizeable corrections; the corresponding chiral logarithms tend to increase the e.m. contribution to the kaon mass difference.¹⁷ The numerical result depends on the scale used when evaluating the logarithms. In fact, taken by themselves, chiral logs are unsafe at any scale – one at the same time also needs to consider the contributions from the terms of order $e^2 m$ occurring in the effective Lagrangian. This is done in several recent papers,^{18–20} but the results are controversial. The authors of ref.¹⁸ estimate the contributions arising from vector meson exchange and conclude that these give rise to large corrections, increasing the value $(M_{K^+} - M_{K^0})_{e.m.} = 1.3$ MeV predicted by Dashen to 2.3 MeV. According to ref.¹⁹, however, the model used is in conflict with chiral symmetry: Although the perturbations due to vector meson exchange are enhanced by a relatively small energy denominator, chiral symmetry prevents them from being large. In view of this, it is puzzling that an evaluation based on the ENJL model yields an even larger effect, $(M_{K^+} - M_{K^0})_{e.m.} \simeq 2.6$ MeV.²⁰

Recently, the electromagnetic self energies have been analyzed within lattice QCD.²¹ The result, $(M_{K^+} - M_{K^0})_{e.m.} = 1.9$ MeV, indicates that the corrections to the Dashen theorem are indeed substantial, although not quite as large as found in refs.^{18,20}. The uncertainties of the lattice result are of the same type as those occurring in direct determinations of the quark masses with this method. The mass difference between K^+ and K^0 , however, is predominantly due to $m_d > m_u$, not to the e.m. interaction. An error in the self energy of 20% only affects the value of Q by about 3%. The terms neglected when evaluating Q^2 with the meson masses are of order $(M_K^2 - M_\pi^2)^2/M_0^4$, where M_0 is the mass scale relevant for the exchange of scalar or pseudoscalar states, $M_0 \simeq M_S \simeq M_{\eta'}$. The corresponding error in the result for Q is also of the order of 3% – the uncertainties in the value $Q = 22.8$ that follows from the lattice result are significantly smaller than those obtained for the quark masses with the same method. The implications of the above estimates for the value of Q are illustrated on the r.h.s. of fig. 2.

The isospin violating decay $\eta \rightarrow 3\pi$ allows an entirely independent measurement of the semi-axis.²² The transition amplitude is much less sensitive to the uncertainties associated with the electromagnetic interaction than the $K^0 - K^+$ mass difference: The e.m. contribution is suppressed by chiral symmetry and is negligibly small.²³ The transition amplitude thus represents a sensitive probe of the symmetry breaking generated by $m_d - m_u$. To lowest order in the chiral expansion (current algebra), the amplitude of the transition

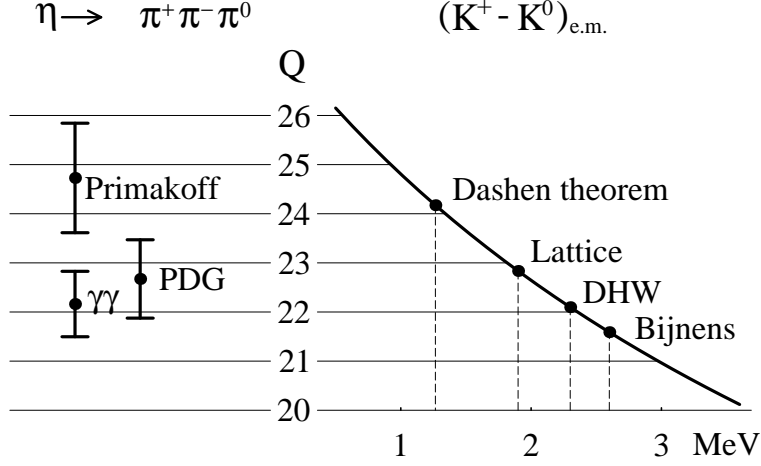


Figure 2: The l.h.s. indicates the values of Q corresponding to the various experimental results for the rate of the decay $\eta \rightarrow \pi^+ \pi^- \pi^0$. The r.h.s. shows the results for Q obtained with three different theoretical estimates for the electromagnetic self energy of the kaons.

$\eta \rightarrow \pi^+ \pi^- \pi^0$ is given by

$$A = -\frac{\sqrt{3}}{4} \frac{m_d - m_u}{m_s - \hat{m}} \frac{1}{F_\pi^2} \left(s - \frac{4}{3} M_\pi^2 \right),$$

where s is the square of the centre-of-mass energy of the charged pion pair. The corrections of first non-leading order (chiral perturbation theory to one loop) are also known. It is convenient to write the decay rate in the form $\Gamma_{\eta \rightarrow \pi^+ \pi^- \pi^0} = \Gamma_0 (Q_D/Q)^4$, where Q_D is specified in eq. (24). As shown in ref.²², the one-loop calculation yields a parameter free prediction for the constant Γ_0 . Updating the value of F_π , the numerical result reads $\Gamma_0 = 168 \pm 50$ eV. Although the calculation includes all corrections of first non-leading order, the error bar is large. The problem originates in the final state interaction, which strongly amplifies the transition probability in part of the Dalitz plot. The one-loop calculation does account for this phenomenon, but only to leading order in the low energy expansion. The final state interaction is analyzed more accurately in two recent papers,^{24,25} which exploit the fact that analyticity and unitarity determine the amplitude up to a few subtraction constants. For these, the corrections to the current algebra predictions are small, because they are barely affected by the final state interaction. Although the dispersive framework used

in the two papers differs, the results are nearly the same: While Kambor, Wiesendanger and Wyler obtain $\Gamma_0 = 209 \pm 20 \text{ eV}$, we get $\Gamma_0 = 219 \pm 22 \text{ eV}$. This shows that the theoretical uncertainties of the dispersive calculation are small. Since the decay rate is proportional to Q^{-4} , the transition $\eta \rightarrow 3\pi$ represents an extremely sensitive probe, allowing a determination of Q to an accuracy of about $2\frac{1}{2}\%$.

Unfortunately, however, the experimental situation is not clear.²⁶ The value of $\Gamma_{\eta \rightarrow \pi^+ \pi^- \pi^0}$ relies on the rate of the decay into two photons. The two different methods of measuring $\Gamma_{\eta \rightarrow \gamma\gamma}$ – photon–photon collisions and Primakoff effect – yield conflicting results. While the data based on the Primakoff effect are in perfect agreement with the number $Q = 24.2$ which follows from the Dashen theorem, the $\gamma\gamma$ data yield a significantly lower result (see l.h.s. of fig. 2). The statistics is dominated by the $\gamma\gamma$ data. Using the overall fit of the Particle Data Group, $\Gamma_{\eta \rightarrow \pi^+ \pi^- \pi^0} = 283 \pm 28 \text{ eV}$ ²⁶ and adding errors quadratically, we obtain $Q = 22.7 \pm 0.8$, to be compared with the value $Q = 22.4 \pm 0.9$ given in ref.²⁴. The result appears to confirm the lattice calculation.²¹ The above discussion makes it clear that an improvement of the experimental situation concerning $\Gamma_{\eta \rightarrow \gamma\gamma}$ is of considerable interest.

9 A phenomenological ambiguity

Chiral perturbation theory thus fixes one of the two quark mass ratios in terms of the other, to within small uncertainties. The ratios themselves, i.e. the position on the ellipse, are a more subtle issue. Kaplan and Manohar¹⁵ pointed out that the corrections to the lowest order result, eq. (23), cannot be determined on purely phenomenological grounds. They argued that these corrections might be large and that the u -quark might actually be massless. This possibility is widely discussed in the literature,²⁷ because the strong CP problem would then disappear.

The reason why phenomenology alone does not allow us to determine the two individual ratios beyond leading order is the following. The matrix

$$m' = \alpha_1 m + \alpha_2 (m^+)^{-1} \det m$$

transforms in the same manner as m . For a real, diagonal mass matrix, the transformation amounts to

$$m'_u = \alpha_1 m_u + \alpha_2 m_d m_s \quad (\text{cycl. } u \rightarrow d \rightarrow s \rightarrow u) \quad . \quad (25)$$

Symmetry does therefore not distinguish m' from m . Since the effective theory exclusively exploits the symmetry properties of QCD, the above transformation

of the quark mass matrix does not change the form of the effective Lagrangian – the transformation may be absorbed in a suitable change of the effective coupling constants.¹⁵ This implies, however, that the expressions obtained with this Lagrangian for the masses of the pseudoscalars, for the scattering amplitudes, as well as for the matrix elements of the vector and axial currents are invariant under the operation $m \rightarrow m'$. Conversely, the experimental information on these observables does not allow us to distinguish m' from m .

Within the approximations used, we may equally well write the mass ratio that characterizes the ellipse in the form $Q^2 = (m_s^2 - \frac{1}{2}m_u^2 - \frac{1}{2}m_d^2)/(m_d^2 - m_u^2)$. Up to terms of order m^4 , which are beyond the accuracy of our formulae, the differences of the squares of the quark masses are invariant under the transformation (25). Hence Q^2 is invariant, i.e. the ellipse is mapped onto itself. The position on the ellipse, however, does not remain invariant and can therefore not be determined on the basis of chiral perturbation theory alone.

We are not dealing with a hidden symmetry of QCD here – this theory is not invariant under the change (25) of the quark masses. In particular, the matrix elements of the scalar and pseudoscalar operators are modified. The Ward identity for the axial current implies, for example, that the vacuum-to-pion matrix element of the pseudoscalar density is given by

$$\langle 0 | \bar{d} i \gamma_5 u | \pi^+ \rangle = \sqrt{2} F_\pi M_{\pi^+}^2 / (m_u + m_d) . \quad (26)$$

The relation is exact, except for electroweak corrections. It involves the physical quark masses and is not invariant under the above transformation. Unfortunately, however, an experimental probe sensitive to the scalar or pseudoscalar currents is not available – the electromagnetic and weak interactions happen to probe the low energy structure of the system exclusively through vector and axial currents.

10 Estimates and bounds

I now discuss the size of the corrections to the leading order formulae (23) for the two quark mass ratios m_u/m_d and m_s/m_d . For the reasons just described, this discussion necessarily involves a theoretical input of one sort or another. To clearly identify the relevant ingredient, I explicitly formulate it as hypothesis *A*, *B*, ...

Hypothesis A: Assume that the corrections of order m^2 or higher are small and neglect these.

This is the attitude taken in early work on the problem.²⁸ In the notation used above, the assumption amounts to $\Delta_M \simeq 0$. In the plane spanned by

m_u/m_d and m_s/m_d , this condition represents a straight line, characterized by $m_s/\hat{m} \simeq (2M_K^2 - M_\pi^2)/M_\pi^2 \simeq 26$. The intersection with the ellipse then fixes things. It is convenient to parametrize the position on the ellipse by means of the ratio R that measures the relative size of isospin and SU(3) breaking,

$$R \equiv \frac{m_s - \hat{m}}{m_d - m_u} . \quad (27)$$

With the value $Q=24.2$ (Dashen theorem), the intersection occurs at the mass ratios given by Weinberg, which correspond to $R \simeq 43$. For the value of the semi-axis which follows from η decay, $Q=22.7$, the intersection instead takes place at $R \simeq 39$.

The baryon octet offers a good test: Applying the hypothesis to the chiral expansion of the baryon masses, i.e. disregarding terms of order m^2 , we arrive at three independent estimates for R , viz. 51 ± 10 ($N-P$), 43 ± 4 ($\Sigma^- - \Sigma^+$) and 42 ± 6 ($\Xi^- - \Xi^0$).^b Within the errors, these results are consistent with the values $R \simeq 43$ and 39 , obtained above from $K^0 - K^+$ and from $\eta \rightarrow \pi^+ \pi^- \pi^0$, respectively. A recent reanalysis of ρ - ω mixing²⁹ leads to $R = 41 \pm 4$ and thus corroborates the picture further.

Another source of information concerning the ratio of isospin and SU(3) breaking effects is the branching ratio $\Gamma_{\psi' \rightarrow \psi \pi^0} / \Gamma_{\psi' \rightarrow \psi \eta}$. The chiral expansion of the corresponding ratio of transition amplitudes starts with:³⁰

$$\frac{\langle \psi \pi^0 | \bar{q} m q | \psi' \rangle}{\langle \psi \eta | \bar{q} m q | \psi' \rangle} = \frac{3\sqrt{3}}{4R} \{1 + \Delta_{\psi'} + \dots\} .$$

Disregarding the correction $\Delta_{\psi'}$, which is of order $m_s - \hat{m}$, the data imply $R = 31 \pm 4$, where the error bar corresponds to the experimental accuracy of the branching ratio. The value is significantly lower than those listed above. The higher order corrections are discussed in ref.³¹, but the validity of the multipole expansion used there is questionable.³² The calculation is of interest, because it is independent of other determinations, but at the present level of theoretical understanding, it is subject to considerable uncertainties. Since the quark mass ratios given in refs.³³ rely on the value of R obtained in this way, they are subject to the same reservations. Nevertheless, the information extracted from ψ' decays is useful, because it puts an upper limit on the value of R . As an SU(3) breaking effect, the correction $\Delta_{\psi'}$ is expected to be of order 25%. The estimate $|\Delta_{\psi'}| < 0.4$ is on the conservative side. Expressed in terms of R , this implies $R < 44$.

^bNote that, in this case, the expansion contains terms of order $m^{\frac{3}{2}}$, which do play a significant role numerically. The error bars represent simple rule-of-thumb estimates, indicated by the noise visible in the calculation. For details see ref.²⁸.

Hypothesis B: Assume that the effective coupling constants are dominated by the singularities which are closest to the origin.

I have discussed this generalization of the vector meson dominance hypothesis in section 5. Since the coupling constant L_5 and the combination $L_5 - 12L_7 - 6L_8$ are known experimentally (from F_K/F_π and $3M_\eta^2 + M_\pi^2 - 4M_K^2$, respectively), we may express Δ_M in terms of known quantities, except for a contribution from L_7 . Inserting the estimate (13) for this constant, we obtain a small, negative number:¹⁴ $\Delta_M \simeq -0.16$. Unfortunately, the result is rather sensitive to the uncertainties of the saturation hypothesis, because the contributions from L_7 and from the remainder are of opposite sign and thus partly cancel. This is illustrated by the following observation. The constant L_7 enters through its contribution to the mass of the η . When replacing the term with the one from η' -exchange, the corresponding energy denominator, $(M_{\eta'}^2 - p^2)^{-1}$, should be evaluated at $p^2 = M_\eta^2$. In the formula (13), the denominator is replaced by the corresponding leading order term, $(M_{\eta'}^2)^{-1}$. The neglected higher order effects are not exceedingly large, but they reduce the numerical value of the prediction for Δ_M by a factor of 2.

The breaking of SU(3) induces η - η' mixing. When analyzing this effect within chiral perturbation theory,⁷ we noticed that the observed value of M_η requires a mixing angle that is about twice as large as the canonical value $|\theta_{\eta'\eta}| \simeq 10^\circ$ accepted at that time. The conclusion was confirmed experimentally soon thereafter.³⁴ We may now turn the argument around,¹⁴ use the phenomenology of the mixing angle to estimate the magnitude of L_7 and then determine the size of Δ_M . For a mixing angle in the range $20^\circ < \theta_{\eta'\eta} < 25^\circ$, this leads to $-0.06 < \Delta_M < 0.09$. In this calculation, the energy denominator is evaluated at the proper momentum, but the uncertainties arising from the cancellation of two contributions remain.

Quite irrespective of these uncertainties, the result for Δ_M is a very small number: The hypothesis that the low energy constant L_7 is dominated by the singularity due to the η' implies that the corrections to the lowest order mass formula for M_K^2/M_π^2 are small. In view of the elliptic constraint, this amounts to the statement that A follows from B.

Hypothesis C: Assume that the large- N_c expansion makes sense for $N_c=3$.

As noted already in ref.³⁵, the ambiguity discussed in section 9 disappears in the large- N_c limit, because the Kaplan-Manohar transformation violates the Zweig rule. In this limit, the structure of the effective theory is modified, because, as briefly mentioned in section 2, the U(1)-anomaly is then suppressed, so that the spectrum contains a ninth Goldstone boson.⁴ The implications for

the effective Lagrangian are extensively discussed in the literature and the leading terms in the expansion in powers of $1/N_c$ are well-known.³⁶ More recently, the analysis was extended to first non-leading order, accounting for all terms which are suppressed either by one power of $1/N_c$ or by one power of the quark mass matrix.³⁷ This framework leads to a bound for Δ_M , which arises as follows.

At leading order of the chiral expansion, the mass of the η is given by the Gell-Mann-Okubo formula. At the next order of the expansion, there are two categories of corrections: (i) The first is of the same origin as the correction which occurs in the mass formula (16) for the ratio M_K^2/M_π^2 and is also determined by Δ_M . The expression for the mass of the η , which follows from the Gell-Mann-Okubo formula, $M_\eta^2 = \frac{1}{3}(4M_K^2 - M_\pi^2)$, is replaced by

$$m_1^2 = \frac{1}{3}(4M_K^2 - M_\pi^2) + \frac{4}{3}(M_K^2 - M_\pi^2) \Delta_M \quad .$$

(ii) In addition, there is mixing between the two states η, η' . The levels repel in proportion to the square of the transition matrix element $\sigma_1 \propto \langle \eta' | \bar{q}mq | \eta \rangle$, so that the mass formula for the η takes the form

$$M_\eta^2 = m_1^2 - \frac{\sigma_1^2}{M_{\eta'}^2 - m_1^2} \quad . \quad (28)$$

This immediately implies the inequality $M_\eta^2 < m_1^2$, i.e.

$$\Delta_M > -\frac{4M_K^2 - 3M_\eta^2 - M_\pi^2}{4(M_K^2 - M_\pi^2)} = -0.07 \quad .$$

At leading order of the expansion, the transition matrix element σ_1 is given by $\sigma_0 = \frac{2}{3}\sqrt{2}(M_K^2 - M_\pi^2)$. There are again two corrections of first non-leading order: $\sigma_1 = \sigma_0(1 + \Delta_M - \Delta_N)$. The first is an SU(3) breaking effect of order $m_s - \hat{m}$, determined by Δ_M , while Δ_N represents a correction of order $1/N_c$ of unknown size – the mass formula (28) merely fixes Δ_N as a function of Δ_M or vice versa: As Δ_M grows, Δ_N decreases. A coherent picture, however, only results if both $|\Delta_M|$ and $|\Delta_N|$ are small compared with unity. If the above inequality were saturated, σ_1 would have to vanish, i.e. $1 + \Delta_N - \Delta_M = 0$. In other words, the corrections would have to cancel the leading term. It is clear that, in such a situation, the expansion is out of control. Accordingly, Δ_M must be somewhat larger than -0.07 . Even $\Delta_M = 0$ calls for large Zweig rule violations, $\Delta_N \simeq \frac{1}{2}$. The condition

$$\Delta_M > 0 \quad (29)$$

thus represents a generous lower bound for the region where a truncated $1/N_c$ expansion leads to meaningful results. It states that the current algebra formula, which relates the quark mass ratio m_s/\hat{m} to the meson mass ratio M_K^2/M_π^2 , represents an upper limit, $m_s/\hat{m} < 2M_K^2/M_\pi^2 - 1 = 25.9$.

This shows that A , B and C are mutually consistent, provided Δ_M is small and positive. The bound (29) is shown in fig. 3: Mass ratios in the hatched region are in conflict with the hypothesis that the first two terms of the $1/N_c$ expansion yield meaningful results for $N_c = 3$. Since the Weinberg ratios correspond to $\Delta_M = 0$, they are located at the boundary of this region. In view of the elliptic constraint, the bound in particular implies $m_u/m_d \gtrsim \frac{1}{2}$.

Hypothesis D: Assume that m_u vanishes.

It is clear that this assumption violates the large- N_c bound just discussed. D is also inconsistent with A and B . In fact, as pointed out in refs. ³⁸, this hypothesis leads to a very queer picture, for the following reason.

The lowest order mass formulae (3) and (4) imply that the ratio m_u/m_d determines the K^0/K^+ mass difference, the scale being set by M_π :

$$M_{K^0}^2 - M_{K^+}^2 = \frac{m_d - m_u}{m_u + m_d} M_\pi^2 + \dots$$

The formula holds up to corrections from higher order terms in the chiral expansion and up to e.m. contributions. Setting $m_u = 0$, the relation predicts $M_{K^0} - M_{K^+} \simeq 16 \text{ MeV}$, four times larger than the observed mass difference. The disaster can only be blamed on the higher order terms, because the electromagnetic self energies are much too small. Under such circumstances, it does not make sense to truncate the expansion at first non-leading order. The conclusion to be drawn from the assumption $m_u = 0$ is that chiral perturbation theory is unable to account for the masses of the Goldstone bosons. It is difficult to understand how a framework with a basic flaw like this can be so successful.

The assumption $m_u = 0$ also implies that the matrix elements of the scalar and pseudoscalar currents must exhibit very strong SU(3) breaking effects.³⁸ Consider for instance the pion and kaon matrix elements of the scalar operators $\bar{u}u, \bar{d}d, \bar{s}s$. In the limit $m_d = m_s$, the ratio

$$r = \frac{\langle \pi^+ | \bar{u}u - \bar{s}s | \pi^+ \rangle}{\langle K^+ | \bar{u}u - \bar{d}d | K^+ \rangle}$$

is equal to 1. The SU(3) breaking effects are readily calculated by working out the derivatives of $M_{\pi^+}^2, M_{K^+}^2$ with respect to m_u, m_d, m_s . Neglecting the chiral

logarithms which turn out to be small in this case, the first order corrections may be expressed in terms of the masses,

$$r = \left(\frac{m_s - m_u}{m_d - m_u} \cdot \frac{M_{K^0}^2 - M_{\pi^+}^2}{M_{K^0}^2 - M_{K^+}^2} \right)^2 \left\{ 1 + O(m^2) \right\} .$$

The relation is of the same character as the one that leads to the elliptic constraint: The corrections are of second order in the quark masses. For $m_u=0$, the elliptic constraint reduces to $m_s/m_d=Q + \frac{1}{2}$, so that the relation predicts^c $r \simeq 3$, while SU(3) implies $r \simeq 1$. So, $m_u = 0$ leads to the prediction that the evaluation of the above matrix elements with sum rule or lattice techniques will reveal extraordinarily strong flavour symmetry breaking effects – a bizarre picture. For me this is enough to stop talking about $m_u=0$ here.

11 Magnitude of m_s

Finally, I briefly comment on the absolute magnitude of the quark masses. The effective low energy theory does not allow us to determine these phenomenologically, because the low energy constant B cannot be measured directly. The best determinations of the magnitude of m_s rely on QCD sum rules.³⁹ A detailed discussion of the method in application to the mass spectrum of the quarks was given in 1982.²⁸ The result for the $\overline{\text{MS}}$ running mass at scale $\mu = 1 \text{ GeV}$ quoted in that report is $m_s = 175 \pm 55 \text{ MeV}$. The issue has been investigated in considerable detail since then.⁴⁰ The value given in the most recent paper,⁴¹

$$m_s = 175 \pm 25 \text{ MeV} , \quad (30)$$

summarizes the state of the art: The central value is confirmed and the error bar is reduced by about a factor of two. The residual uncertainty mainly reflects the systematic errors of the method, which it is difficult to narrow down further.

There is considerable progress in the numerical simulation of QCD on a lattice.⁴² For gluodynamics and bound states of heavy quarks, this approach already yields significant results. The values obtained for m_s are somewhat smaller than the one given above. The APE collaboration,⁴³ for instance, reports $m_s = 128 \pm 18 \text{ MeV}$ for the $\overline{\text{MS}}$ running mass at $\mu = 2 \text{ GeV}$. It is difficult, however, to properly account for the vacuum fluctuations generated by quarks with small masses. Further progress with light dynamical fermions is required before the numbers obtained for m_u, m_d or m_s can be taken at face value. In

^cThe precise value depends on the number used for the electromagnetic contribution to $M_{K^+} - M_{K^0}$.

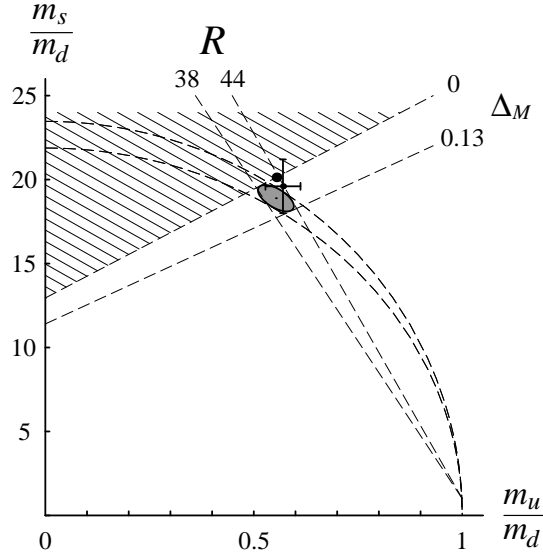


Figure 3: Quark mass ratios. The dot corresponds to Weinberg's values, while the cross represents the estimates given in ref. ²⁸. The hatched region is excluded by the bound $\Delta_M > 0$. The error ellipse shown is characterized by the constraints $Q = 22.7 \pm 0.8$, $\Delta_M > 0$, $R < 44$, which are indicated by dashed lines.

the long run, however, this method will allow an accurate determination of all of the quark masses.

12 Conclusion

Light quark effective theory represents a coherent theoretical framework for the analysis of the low energy structure of QCD. The method has been applied to quite a few matrix elements of physical interest and the predictions so obtained have survived the experimental tests performed until now. In these lectures, I focussed on the implications for the ratios of the light quark masses, where the method leads to the following results:

1. The ratios m_u/m_d and m_s/m_d are constrained to an ellipse, whose

small semi-axis is equal to 1,

$$\left(\frac{m_u}{m_d}\right)^2 + \frac{1}{Q^2} \left(\frac{m_s}{m_d}\right)^2 = 1 \quad .$$

η decay yields a remarkably precise measurement of the large semi-axis,

$$Q = 22.7 \pm 0.8 \quad .$$

Unfortunately, however, the experimental situation concerning the lifetime of the η is not satisfactory – the given error bar relies on the averaging procedure used by the Particle Data Group.

2. The position on the ellipse cannot accurately be determined from phenomenology alone. The theoretical arguments given imply that the corrections to Weinberg's leading order mass formulae are small. In particular, there is a new bound based on the $1/N_c$ expansion, which requires $m_u/m_d \gtrsim \frac{1}{2}$ and thereby eliminates the possibility that the u -quark is massless.

3. The final result for the quark mass ratios is indicated by the shaded error ellipse in fig. 3, which is defined by the following three constraints: (i) On the upper and lower sides, the ellipse is bounded by the two dashed lines that correspond to $Q = 22.7 \pm 0.8$. (ii) To the left, it touches the hatched region, excluded by the large- N_c bound. (iii) On the right, I use the upper limit $R < 44$, which follows from the observed value of the branching ratio $\Gamma_{\psi' \rightarrow \psi \pi^0} / \Gamma_{\psi' \rightarrow \psi \eta}$. The corresponding range of the various parameters of interest is⁴⁴

$$\begin{aligned} \frac{m_u}{m_d} &= 0.553 \pm 0.043 \quad , \quad \frac{m_s}{m_d} = 18.9 \pm 0.8 \quad , \quad \frac{m_s}{m_u} = 34.4 \pm 3.7 \quad , \\ \frac{m_s - \hat{m}}{m_d - m_u} &= 40.8 \pm 3.2 \quad , \quad \frac{m_s}{\hat{m}} = 24.4 \pm 1.5 \quad , \quad \Delta_M = 0.065 \pm 0.065 \quad . \end{aligned}$$

While the central value for m_u/m_d happens to coincide with the leading order formula, the one for m_s/m_d turns out to be slightly smaller. The difference, which amounts to 6%, originates in the fact that the available data on the η lifetime as well as the lattice result for $(M_{K^+} - M_{K^0})_{e.m.}$ imply a somewhat smaller value of Q than what is predicted by the Dashen theorem.

4. The theoretical arguments discussed as hypotheses A , B and C in section 10 are perfectly consistent with these numbers. In particular, the early determinations of R , based on the baryon mass splittings and on ρ - ω mixing,²⁸ are confirmed. The rough estimate $m_s/\hat{m} = 29 \pm 7$, obtained by Bijmans, Prades and de Rafael from QCD sum rules,⁴¹ provides an independent check: The lower end of this interval corresponds to $\Delta_M < 0.17$. Fig. 3 shows that this constraint restricts the allowed region to the right and is only slightly weaker

than the condition $R < 44$ used above.

5. The mass of the strange quark is known quite accurately from QCD sum rules:

$$m_s = 175 \pm 25 \text{ MeV} \quad (\overline{\text{MS}} \text{ scheme at } \mu = 1 \text{ GeV}) \quad .$$

Using this value, the above ratios then determine the size of m_u and m_d :

$$m_u = 5.1 \pm 0.9 \text{ MeV} \quad , \quad m_d = 9.3 \pm 1.4 \text{ MeV} \quad .$$

References

1. Y. Nambu, *Phys. Rev. Lett.* **4** (1960) 380.
2. For an introduction, see:
J. Bijnens, G. Ecker and J. Gasser, in *DAPHNE Physics Handbook*, 2nd edition, hep-ph 9411232;
G. Ecker, *Prog. Part. Nucl. Phys.* **35** (1995) 1 and *Low-energy QCD*, Lectures given at the International School of Nuclear Physics, Erice, Italy, Sept. 1995;
U. Meissner, *Rept. Prog. Phys.* **56** (1993) 903;
H. Leutwyler, *Chiral effective Lagrangians*, Lectures given at Theor. Adv. Study Inst., Boulder, 1991, in *Perspectives in the Standard Model*, eds. R. K. Ellis, C. T. Hill and J. D. Lykken (World Scientific, Singapore, 1992); *Principles of chiral perturbation theory*, Lectures given at Gramado, Bresil, April 1994, in *Hadrons 94* (World Scientific, Singapore, 1995) and at the Summer School *Enrico Fermi*, Varenna, Italy, July 1995.
3. H. Leutwyler and A. Smilga, *Phys. Rev.* **D46** (1992) 5607.
4. G. 't Hooft, *Nucl. Phys.* **B72** (1974) and **B75** (1974) 461;
G. Veneziano, *Nucl. Phys.* **B117** (1974) 519 and **B159** (1979) 213;
R. J. Crewther, *Phys. Lett.* **70B** (1977) 349 and in *Field Theoretical Methods in Particle Physics*, ed. W. Rühl (Plenum, New York, 1980);
E. Witten, *Nucl. Phys.* **B156** (1979) 213 and **B117** (1980) 57;
P. Di Vecchia, *Phys. Lett.* **85B** (1979) 357;
S. Coleman and E. Witten, *Phys. Rev. Lett.* **45** (1980) 100;
P. Nath and R. Arnowitt, *Phys. Rev.* **D23** (1981) 473.
5. S. Weinberg, *Physica* **A96** (1979) 327.
6. J. Gasser and H. Leutwyler, *Ann. Phys. (N.Y.)* **158** (1984) 142.
7. J. Gasser and H. Leutwyler, *Nucl. Phys.* **B250** (1985) 465.
8. J. Gasser and H. Leutwyler, *Nucl. Phys.* **B250** (1985) 517.
9. The foundations of the method are discussed in detail in
H. Leutwyler, *Ann. Phys. (N.Y.)* **235** (1994) 165.

10. P. Gerber and H. Leutwyler, *Nucl. Phys.* **B321** (1989) 387.
11. P. Binétruy and M. K. Gaillard, *Phys. Rev.* **D32** (1985) 931.
12. H. Georgi, *Weak Interactions and Modern Particle Theory* (Benjamin/Cummings, Menlo Park, 1984);
H. Georgi and A. Manohar, *Nucl. Phys.* **B234** (1984) 189;
M. Soldate and R. Sundrum, *Nucl. Phys.* **B340** (1990) 1;
R. S. Chivukula, M. J. Dugan and M. Golden, *Phys. Rev.* **D47** (1993) 2930.
13. G. Ecker et al., *Nucl. Phys.* **B321** (1989) 311; *Phys. Lett.* **B223** (1989) 425.
14. H. Leutwyler, *Nucl. Phys.* **B337** (1990) 108.
15. D. B. Kaplan and A. V. Manohar, *Phys. Rev. Lett.* **56** (1986) 2004.
16. S. Weinberg, in *A Festschrift for I.I. Rabi*, ed. L. Motz, *Trans. New York Acad. Sci.* Ser. II **38** (1977) 185.
17. P. Langacker and H. Pagels, *Phys. Rev.* **D8** (1973) 4620;
K. Maltman and D. Kotchan, *Mod. Phys. Lett.* **A5** (1990) 2457;
G. Stephenson, K. Maltman and T. Goldman, *Phys. Rev.* **D43** (1991) 860.
18. J. Donoghue, B. Holstein and D. Wyler, *Phys. Rev.* **D47** (1993) 2089.
19. R. Urech, *Nucl. Phys.* **B433** (1995) 234;
R. Baur and R. Urech, *Phys. Rev.* **D53** (1996) 6552.
20. J. Bijnens, *Phys. Lett.* **B306** (1993) 343.
21. A. Duncan, E. Eichten and H. Thacker, *Phys. Rev. Lett.* **76** (1996) 3894.
22. J. Gasser and H. Leutwyler, *Nucl. Phys.* **B250** (1985) 539.
23. D. G. Sutherland, *Phys. Lett.* **23** (1966) 384;
J. S. Bell and D. G. Sutherland, *Nucl. Phys.* **B4** (1968) 315.
For a recent analysis of the electromagnetic contributions, see
R. Baur, J. Kambor and D. Wyler, *Nucl. Phys.* **B460** (1996) 127.
24. J. Kambor, C. Wiesendanger and D. Wyler, *Nucl. Phys.* **B465** (1996) 215.
25. A. V. Anisovich and H. Leutwyler, *Phys. Lett.* **B375** (1996) 335;
H. Leutwyler, *Phys. Lett.* **B374** (1996) 181.
26. Review of Particle Properties, *Phys. Rev.* **D45** (1992).
27. For a recent review, see
T. Banks, Y. Nir and N. Seiberg, in *Yukawa couplings and the origin of mass*, Proc. 2nd IFT Workshop, University of Florida, Gainesville, Feb. 1994, ed. P. Ramond (to be published by International Press).
28. J. Gasser and H. Leutwyler, *Phys. Rep.* **87** (1982) 77.
29. R. Urech, *Phys. Lett.* **B355** (1995) 308.

30. B. L. Ioffe and M. A. Shifman, *Phys. Lett.* **B95** (1980) 99 and the references therein.
31. J. Donoghue and D. Wyler, *Phys. Rev.* **D45** (1992) 892.
32. M. Luty and R. Sundrum, *Phys. Lett.* **B312** (1993) 205.
33. J. Donoghue, B. Holstein and D. Wyler, *Phys. Rev. Lett.* **69** (1992) 3444;
J. Donoghue, Lectures given at the Theoretical Advanced Study Institute (TASI), Boulder, Colorado (1993);
D. Wyler, Proc. XVI Kazimierz Meeting on Elementary Particle Physics, eds. Z. Ajduk et al. (World Scientific, Singapore, 1994).
34. J. F. Donoghue, B. R. Holstein and Y. C. R. Lin, *Phys. Rev. Lett.* **55** (1985) 2766;
F. Gilman and R. Kaufmann, *Phys. Rev.* **D36** (1987) 2761;
Riazuddin and Fayazuddin, *Phys. Rev.* **D37** (1988) 149;
J. Bijnens, A. Bramon and F. Cornet, *Phys. Rev. Lett.* **61** (1988) 1453;
ASP Collaboration, N. A. Roe et al., *Phys. Rev.* **D41** (1990) 17.
35. J.-M. Gerard, *Mod. Phys. Lett.* **A5** (1990) 391.
36. P. Di Vecchia and G. Veneziano, *Nucl. Phys.* **B171** (1980) 253;
C. Rosenzweig, J. Schechter and T. Trahern, *Phys. Rev.* **D21** (1980) 3388;
E. Witten, *Ann. Phys. (N.Y.)* **128** (1980) 363.
37. H. Leutwyler, *Phys. Lett.* **B374** (1996) 163.
38. H. Leutwyler, Proc. XXVI Int. Conf. on High Energy Physics, Dallas, Aug. 1992, ed. J. R. Sanford (AIP Conf. Proc. No. 272, New York 1993) and in *Yukawa couplings and the origin of mass*, Proc. 2nd IFT Workshop, University of Florida, Gainesville, Feb. 1994, ed. P. Ramond (to be published by International Press).
39. A. I. Vainshtein et al., *Sov. J. Nucl. Phys.* **27** (1978) 274;
B. L. Ioffe, *Nucl. Phys.* **B188** (1981) 317; **B191** (1981) 591(E).
40. I only quote the most recent papers – earlier work may be found in the references therein:
V. L. Eletsky and B. L. Ioffe, *Phys. Rev.* **D48** (1993) 1441;
C. Adami, E. G. Drukarev and B. L. Ioffe, *Phys. Rev.* **D48** (1993) 2304;
X. Jin, M. Nielsen and J. Pasupathy, *Phys. Rev.* **D51** (1995) 3688;
M. Jamin and M. Münz, *Z. Phys.* **C66** (1995) 633;
K. G. Chetyrkin, C. A. Dominguez, D. Pirjol and K. Schilcher, *Phys. Rev.* **D51** (1995) 5090.
41. J. Bijnens, J. Prades and E. de Rafael, *Phys. Lett.* **B348** (1995) 226.
42. P. B. Mackenzie, *Nucl. Phys. B (Proc. Suppl.)* **34** (1994) 400;
B. Gough, T. Onogi and J. Simone, in Proc. Int. Symp. on Lattice Field

- Theory, Melbourne, Australia (1995), preprint hep-lat 9510009.
- 43. C. R. Allton, M. Ciuchini, M. Crisafulli, E. Franco, V. Lubicz and G. Martinelli, *Nucl. Phys.* **B431** (1994) 667.
 - 44. H. Leutwyler, *Phys. Lett.* **B378** (1996) 313.