

# Diffractive Contribution to $g_1$ Structure Function at Small $x$

S.V.Goloskokov,<sup>1</sup>

Bogoliubov Laboratory of Theoretical Physics,  
Joint Institute for Nuclear Research,  
Dubna 141980, Moscow region, Russia

## Abstract

We study the small  $x$  diffractive contribution to the spin-dependent proton structure function  $g_1(x)$ . We find that the  $x \rightarrow 0$  behaviour of  $g_1(x)$  has a singular form like  $1/(x^\alpha \ln^2(x))$  with  $\alpha \sim 0.2 - 0.3$ .

PACS, 12.38.Bx, 13.60.Hb, 13.88.+e

---

<sup>1</sup>Email: goloskkv@thsun1.jinr.dubna.su

Polarized structure functions in deep-inelastic scattering have recently been studied in several experiments [1, 2, 3]. The data on the  $g_1$  structure function provide important information on spin-dependent parton distributions. The first moment of the  $g_1$  function

$$\Gamma_1 = \int_0^1 dx g_1(x) \quad (1)$$

is used to test the Ellis-Jaffe [4] and Bjorken [5] sum-rules. The detailed discussion of different aspects of the theory and phenomenology of polarized deep-inelastic scattering can be found in [6].

One of the milestones in calculation of  $\Gamma_1$  (1) is the extrapolation of the  $g_1(x)$  structure function to the  $x \rightarrow 0$  region. The small- $x$  behaviour of  $g_1$  is not understood very well now. The theoretical study of this problem should be important for future spin experiments at HERA where the test of the  $x \geq 10^{-4}$  region can be made [7].

There are different parametrizations that show either positive [8] or negative [9] behaviour of  $g_1$  for  $x \leq 10^{-3}$ . The Regge theory leads to

$$g_1(x) \sim x^\alpha \quad (2)$$

with  $\alpha = \alpha_{A_1}$  ( $0 \leq \alpha \leq 0.5$ ) determined by the contribution of the  $A_1$  trajectory [10]. This form is usually used by experimental groups to determine the low- $x$  behaviour of  $g_1$ . The standard extrapolation for  $g_1$  is  $g_1 \sim 0.35$  for  $x \leq 0.01$ .

For the first time the SMC experiment [3] has indicated possible growth of  $g_1$  at small  $x$ . The singular behaviour of  $g_1$  can be found by studying the double-logarithmic contributions of perturbative QCD [11, 12]. Using QCD arguments the form of  $g_1$  like (2) with  $\alpha = 1 - \alpha_P(0)$  ( $\alpha_P(0)$  is the pomeron intercept) can be obtained [11].

The model of the pomeron made up of nonperturbative gluons [13] has been used to examine the  $g_1$  structure function at small  $x$  [14]. The following form was obtained:

$$g_1^L(x) = 0.09(2\ln(\frac{1}{x}) - 1). \quad (3)$$

It was found that the pomeron-pomeron cut contribution to  $g_1$  could behave as [15]

$$g_1^C(x) = 0.17 \frac{1}{x \ln^2 x}. \quad (4)$$

The models (3,4) are consistent with the SMC data at small  $x$ . However, the accuracy of the data for  $x \leq 0.05$  is not sufficient.

In this paper, we shall analyze the pomeron-pomeron cut contribution to the spin-dependent lepton-proton deep inelastic cross section. This calculation is based on the study of the double-spin asymmetry in the diffractive  $Q\bar{Q}$  production in the  $lp$  reaction (see Fig.1) which was found not small [16]. Here, we shall calculate the planar graphs where the pomeron couples with one quark in the loop. Then, the quark-pomeron vertex has a simple matrix structure [13]

$$V_{Pq}^\mu \sim \gamma^\mu. \quad (5)$$

So we can conclude that the effects of the box diagram in Fig.1 are similar to the contribution of the axial anomaly to  $g_1$  [17, 18].

The diffractive part of the structure function  $g_1(x, Q^2)$  can be determined from the spin parallel and spin antiparallel cross-section difference:

$$\frac{d^4\sigma(\overleftarrow{=})}{dx dy dx_p dt} - \frac{d^4\sigma(\overrightarrow{=})}{dx dy dx_p dt} = \frac{8\pi\alpha^2}{Q^2}(2-y)g_1^D(x, Q^2, x_p, t). \quad (6)$$

Here we neglect the proton mass. This form differs from the usual  $g_1(x, Q^2)$  structure function definition [6] only by the additional  $x_p$  and  $t$  dependence. The standard set of kinematic variables looks like

$$Q^2 = -q^2, \quad t = (p - p')^2, \\ y = \frac{pq}{p_l p}, \quad x = \frac{Q^2}{2pq}, \quad x_p = \frac{q(p - p')}{qp}, \quad \beta = \frac{x}{x_p}, \quad (7)$$

where  $p_l, p'_l$  and  $p, p'$  are initial and final lepton and proton momenta, respectively,  $q = p_l - p'_l$ .

The diffractive structure function  $g_1^D$  is determined by the diagram of Fig.1. The light-quark contribution to  $g_1^D$  is

$$g_1^D(x, Q^2, x_p, t) = \frac{9\beta_0^4 F(t)^2}{32\pi^4 x_p} I(\beta, Q^2, x_p, t), \quad (8)$$

$$I(\beta, Q^2, x_p, t) = \int_{k_0^2}^{Q^2/4\beta} \frac{dk_\perp^2 N(\beta, k_\perp^2, x_p, t)}{\sqrt{1 - 4k_\perp^2 \beta / Q^2 (k_\perp^2 + M_Q^2)^2}}. \quad (9)$$

Here  $M_Q$  is the quark mass,  $\beta_0$  is a quark-pomeron coupling constant,  $F(t)$  is a pomeron-proton form factor and the function  $N$  is determined by the trace over the quark loop. We integrate in (9) over  $k_\perp^2 \geq k_0^2$  to exclude the nonperturbative region. The function  $N$  in the  $x_p \rightarrow 0$  limit looks like

$$N(\beta, k_\perp^2, t) = t[2(\beta - 1)k_\perp^2 + 2(\beta + 1)M_Q^2 - \beta t] \quad (10)$$

and coincides with the relevant function from Ref. [18] for  $x \rightarrow 0$ . The result of integration over  $dk^2$  in (9) for  $x_p = 0$  can be written in the form

$$I(\beta, Q^2, x_p, t) = t[2(\beta - 1) \ln\left(\frac{Q^2}{(M_Q^2 + k_0^2)\beta}\right) - \frac{\beta t - 4M_Q^2}{M_Q^2 + k_0^2}]. \quad (11)$$

So we see that the diffractive part of the structure function will have the logarithmic  $Q^2$  dependence.

Expression (8) has been obtained for the pomeron with  $\alpha_P(t) = 1$ . For the supercritical pomeron with  $\alpha_P(0) \geq 1$  we must replace the simple power  $x_p$  with the power  $x_p^{2\alpha_P(t)-1}$ . Here  $\alpha_P(t)$  is the pomeron trajectory

$$\alpha_P(t) = \alpha_P(0) + \alpha'_P t \quad (12)$$

with  $\alpha'_P = 0.25(GeV)^{-2}$ . The behaviour like  $1/x_p^{2\alpha_P(t)-1}$  as  $x \rightarrow 0$  of the diffractive cross section is connected with the pomeron flux factor [19].

The diffractive contribution to  $g_1$  can be found from the integrated  $g_1^D(x, Q^2, x_p, t)$  structure function

$$g_1^D(x, Q^2) = \int_x^{x_{max}} dx_p \int_{-\infty}^0 dt g_1^D(x, Q^2, x_p, t). \quad (13)$$

The effects studied are important at small  $x_p$ , and we determined the upper limit over  $x_p$  in (13) as  $x_{max} = 0.1$ .

Let us estimate the leading term of the structure function  $g_1$  at small  $x$ . For this purpose we shall use the exponential form of the proton form factor in (8)

$$F(t) = e^{bt}; \quad \text{with} \quad b = 1.9(GeV)^{-2}. \quad (14)$$

We have the following  $x_p$  and  $t$ -dependence of the diffractive structure function  $g_1^D$  in (8)

$$g_1^D(x, Q^2, x_p, t) \sim \frac{te^{2bt}}{x_p^{2(\alpha_P(0)+\alpha'_P t)-1}} = \frac{te^{2t(b+\alpha'_P \ln 1/x_p)}}{x_p^{2\alpha_P(0)-1}}. \quad (15)$$

Integration over  $x_p$  and  $t$  in (13) gives us the following low- $x$  behaviour of the  $g_1$  structure function caused by the diffractive contribution

$$g_1^D \propto \frac{1}{x^{2\alpha_P(0)-2}(b+\alpha'_P \ln 1/x)^2}. \quad (16)$$

This form coincides with (4) for  $\alpha_P(0) \sim 1.5$  that is typical of the BFKL pomeron [20]. However, this pomeron is now in contradiction with the diffractive data [21] from HERA which give:

$$2\alpha_P(0) - 1 = \begin{array}{ll} 1.2 \pm 0.1 & \text{for H1} \\ 1.3 \pm 0.1 & \text{for ZEUS.} \end{array} \quad (17)$$

So the HERA diffractive data can be described by the "soft" pomeron exchange [19] with the intercept  $\alpha_P(0) = 1.1 - 1.15$ . We shall use these values in our future analysis.

In the numerical calculation of  $g_1^D$  (8) the modified dipole form of the proton form factor

$$F(t) = \frac{4m^2 - 2.8t}{4m^2 - t} \frac{1}{(1 - t/0.7)^2}, \quad (18)$$

$\beta_0 = 2(GeV)^{-1}$  and  $k_0^2 = 0.5(GeV)^{-2}$  has been used. The results of calculations can be parametrized for  $Q^2 = 10(GeV)^2$  by the simple form (16):

$$\begin{aligned} g_1^D(x, \alpha_P(0) = 1.1) &= \frac{7}{x^{0.2}(1.9 + 0.25 \ln 1/x)^2} - 1.81, \\ g_1^D(x, \alpha_P(0) = 1.15) &= \frac{1.6}{x^{0.3}(1.9 + 0.25 \ln 1/x)^2} - .52. \end{aligned} \quad (19)$$

Two sorts of curves are shown in Fig.2 for  $\alpha_P(0) = 1.1$  and  $\alpha_P(0) = 1.15$ . The first curves are the sum of possible constant low- $x$  contribution and  $g_1^D$ :

$$g_1^{D+const}(x) = 0.35 + g_1^D(x), \quad (20)$$

which are a little lower than the SMC experimental data at  $x \leq 0.01$ . The second curves are the sum of the nonperturbative pomeron contribution (3) and diffractive  $g_1^D$

$$g_1^{D+L}(x) = g_1^L + g_1^D(x), \quad (21)$$

These curves are consistent with the low- $x$  SMC experimental data. It can be seen from Fig.2 that we have found the weak  $\alpha_P(0)$  dependence of  $g_1^D$  for  $x \geq 10^{-4}$ .

The contribution of the obtained singular behaviour of  $g_1$  structure function to the  $\Gamma_1$  integral (1) is the following:

$$\begin{aligned} \Delta\Gamma_1(1.1) &= \int_0^{0.01} dx g_1^{D+L}(x, \alpha_P(0) = 1.1) = 0.011; \\ \Delta\Gamma_1(1.15) &= \int_0^{0.01} dx g_1^{D+L}(x, \alpha_P(0) = 1.15) = 0.012. \end{aligned} \quad (22)$$

Thus, the small- $x$  contribution to  $\Gamma$  is not small. The effects from the heavy quarks in the loop in Fig.1 are about 10 – 15% of the light quark contribution (19). The complicated quark-pomeron vertex structure, different from the form (5) introduced in Ref. [22], increases  $g_1^D$  and  $\Delta\Gamma_1$  by the same small magnitude.

Note that the contribution of the form (4) to  $\Delta\Gamma_1$  is very large

$$\Delta\Gamma_1^C = \int_0^{0.01} dx g_1^C(x) = 0.037; \quad (23)$$

which is determined by the extreme singular behaviour of  $g_1^C$  at  $x \rightarrow 0$ . However, this small- $x$  approximation is not confirmed by the QCD-model calculation presented here.

The  $Q^2$  evolution of the diffractive contribution to  $g_1(x, Q^2)$  in the HERA  $Q^2$  domain is shown in Fig.3. The structure function remains positive for all  $Q^2$ .

Thus, it is shown that the diffractive contribution to  $g_1$  leads to the singular behaviour of the spin-dependent structure function at small  $x$  that is compatible with the SMC data. This growth of the proton structure function can be confirmed by the reduction of the experimental errors in the SMC data. The small- $x$  region can be studied in future polarized experiments at HERA where the range up to  $x \sim 10^{-4}$  can be tested. Note that the obtained singular form of  $g_1$  can affect only the Ellis–Jaffe sum rule where the contribution of the small- $x$  region (22) can reach 10% of  $\Gamma_1$ . The diffractive contributions to  $g_1^p$  and  $g_1^n$  coincide. Then, the Bjorken sum rule does not change because it has the flavour non-singlet contributions only.

The author expresses his deep gratitude to A.V.Efremov, V.G.Krivokhizin, G.Mallot, W.-D.Nowak, A.Schäfer, G.I.Smirnov and O.V.Teryaev for fruitful discussions. Special thanks to I.A.Savin who drew my attention to the problem of the small- $x$  behaviour of  $g_1$  and for useful discussions.

# References

- [1] EMC Collaboration, J.Ashman et al., Nucl. Phys. **B328** (1990) 1.
- [2] E142 Collaboration, D.L.Anthony et al., Phys.Rev.Lett.**B71** (1993) 959.
- [3] SMC Collaboration, D.Adams et al., Phys. Lett.**B329** (1994) 339.
- [4] J.Ellis, R.Jaffe, Phys.Rev. **D9** (1974) 1444.
- [5] J.D.Bjorken, Phys.Rev. **179** (1969) 1547.
- [6] M.Anselmino, A.V.Efremov, E.Leader, Phys.Report **261** (1995) 1.
- [7] J.Blümlein, G.Ingelman, M.Klein, R.Rückl, Z.Phys. **C45** (1990) 501.
- [8] P.M.Nadolsky, Z.Phys. **C63** (1994) 601;  
S.J.Brodsky, M.Burkhardt, I.Schmidt, Nucl.Phys. **B441** (1995) 197.
- [9] M.Glück, E.Reya, W.Vogelsang, Phys. Lett. **B359** (1995) 201.
- [10] R.L.Heilmann, Nucl.Phys. **B64** (1973) 429.
- [11] R.D.Ball, S.Forte, G.Ridolfi, Nucl.Phys. **B444** (1995) 287.
- [12] J.Bartels, B.I.Ermolaev, M.G.Ryskin, e-print hep-ph/9603204.
- [13] P.V.Landshoff, O. Nachtmann, Z.Phys. **C35**, (1987) 405.
- [14] S.D.Bass, P.V.Landshoff, Phys. Lett. **B336** (1994) 537.
- [15] F.E.Close, R.G.Roberts, Phys. Lett. **B336** (1994) 257.
- [16] S.V.Goloskokov, e-print hep-ph/9506347; hep-ph/9509238.
- [17] A.V.Efremov, O.V.Teryaev, Dubna preprint E2-88-287 (1988);  
G.Altarelli, G.G.Ross, Phys. Lett. **B212** (1988) 391.
- [18] R.D.Carlitz, J.C.Collins, A.H.Mueller, Phys. Lett. **B214** (1988) 229.
- [19] A.Donnachie, P.V.Landshoff, Nucl.Phys. **B303** (1989) 634.
- [20] E.A.Kuraev, L.N.Lipatov, V.S.Fadin, Sov.Phys. JETP **44** (1976) 443;  
Y.Y.Balitsky, L.N.Lipatov, Sov.J.Nucl.Phys. **28** (1978) 822.
- [21] H1 Collaboration, T.Ahmed et al, Phys.Lett. **B348** (1995) 681;  
ZEUS Collaboration, M.Derrick et al. Z.Phys. **C68** (1995) 569.
- [22] S.V.Goloskokov, Phys.Lett. **B315** (1993) 459.

### Figure captions

**Fig.1** Diffractive contribution to the  $g_1$  structure function.

**Fig.2**  $g_1^p(x)$  at  $Q^2 = 10(\text{GeV})^2$ . The sum of the constant low- $x$  contribution and diffractive  $g_1^D$ : solid line – for  $\alpha_P(0) = 1.1$ , dot-dashed line – for  $\alpha_P(0) = 1.15$ . The sum of the nonperturbative pomeron contribution (3) and  $g_1^D$ : dashed line – for  $\alpha_P(0) = 1.1$ , dotted line – for  $\alpha_P(0) = 1.15$ . Experimental data are from Ref. [3].

**Fig.3**  $Q^2$ -dependence of  $g_1$  for  $\alpha_P(0) = 1.1$  in the HERA domain: solid line – for  $Q^2 = 10(\text{GeV})^2$ , dot-dashed line – for  $Q^2 = 100(\text{GeV})^2$ , dashed line – for  $Q^2 = 1000(\text{GeV})^2$ , dotted line – for  $Q^2 = 10000(\text{GeV})^2$ .

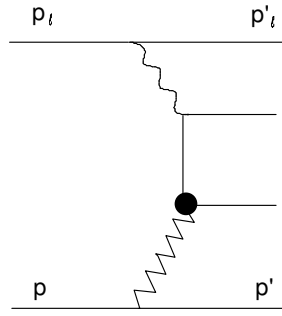


Fig.1

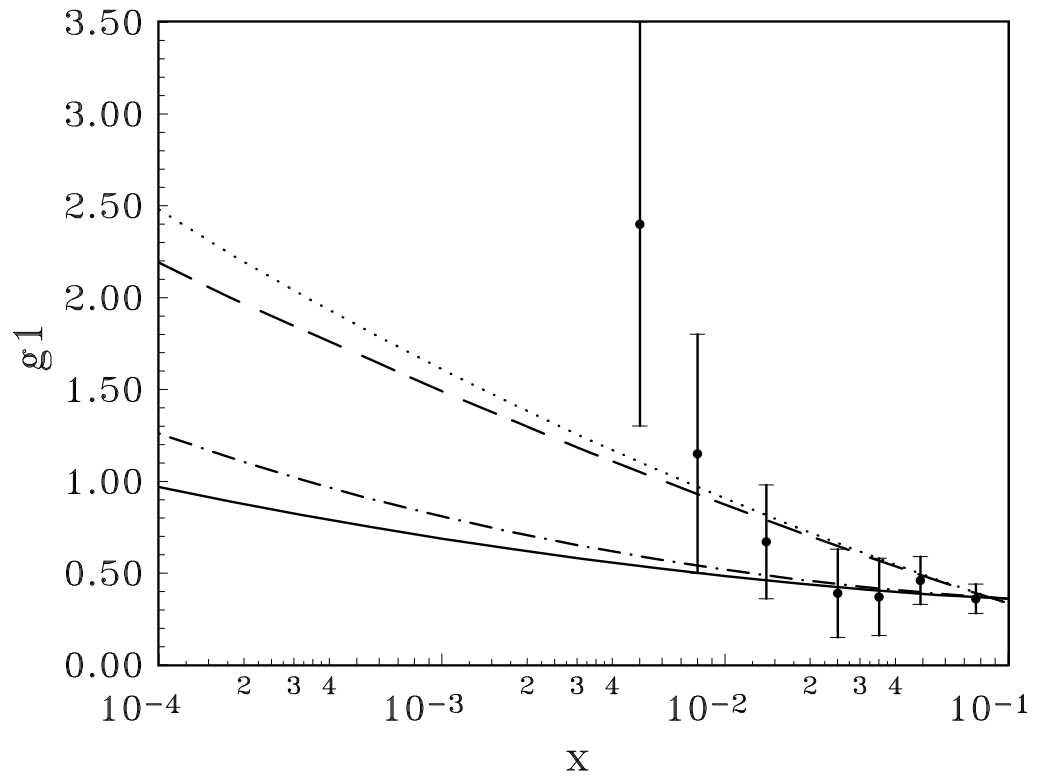


Fig.2



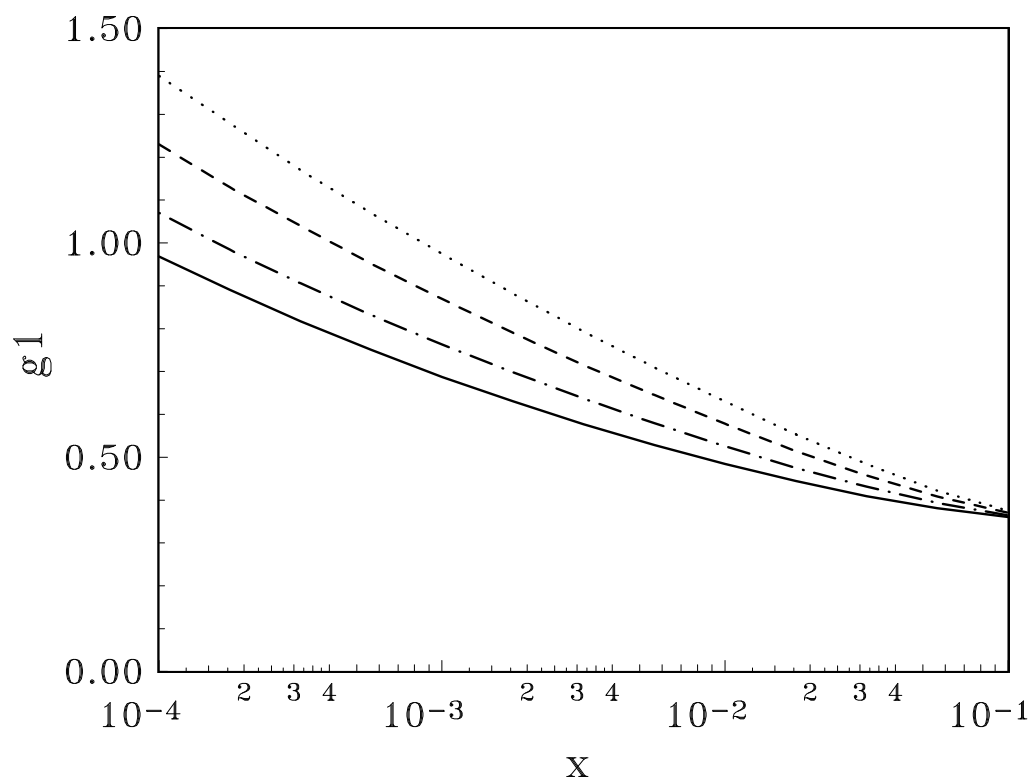


Fig.3