

UAHEP964

March 1996

hep-ph/9603390

# Light Gluino And Squark Production In Tevatron Dijet Experiments

I. Terekhov <sup>\*</sup> and L. Clavelli<sup>†</sup>

*Department of Physics and Astronomy*

*The University of Alabama*

*Tuscaloosa Al 35487*

## Abstract

We consider single squark production in  $p\bar{p}$  collisions at  $\sqrt{s} = 1800$  Gev in the light gluino scenario, where production is dominated by the parton subprocess  $qg \rightarrow \tilde{q}\tilde{g} \rightarrow q\tilde{g}\tilde{g}$ . Computed are the total production cross-sections as well as the contribution of such production to the dijet mass distribution. We compare our cross-sections to the experimental data from the CDF collaboration with integrated luminosity of  $19pb^{-1}$ .

---

<sup>\*</sup>e-mail: ITEREKH3@UA1VM.UA.EDU

<sup>†</sup>e-mail: LCLAVELL@UA1VM.UA.EDU

# 1 Introduction

Among the new particles predicted by Supersymmetry [1] are strongly interacting scalar quarks and gluinos. In the experimental searches for the new particles multiple constraints on allowed mass regions have been imposed. While many lower limits on the gluino mass have been discussed in the literature [2], there still remains a possibility of an ultra-light (below 1 GeV) gluino [3]. The high energy colliders have been rather insensitive to this narrow region of the gluino mass. On the other hand, a (nearly) massless gluino may even be favored by the present experimental data, including  $\alpha_s(M_Z)$  measurements [4] and those on  $Z \rightarrow b\bar{b}$  decay [5].

The light gluino case also provides somewhat better grounds for the scalar quark search. In this scenario, a single massive squark with a (nearly) massless gluino can be produced via  $qg \rightarrow \tilde{q}\tilde{g}$ . Such a reaction would considerably dominate similar reactions of two heavy particle production (e.g.  $q\bar{q}, gg \rightarrow \tilde{q}\tilde{\bar{q}}$ ) such as would be required in the heavy gluino case. Furthermore, the experimental signature of such heavy particles is fairly complicated, possibly involving multijet events. On the contrary, in the light gluino case the scalar quark would decay mainly into a quark and a gluino. Although the hadronization of a gluino is not well known, it is reasonable to assume that a light gluino primarily results in a single jet, thus allowing squark production to reveal itself simply as a peak in the dijet mass distribution. In this article we suggest how the experiments on dijet mass distribution, which are in particular being performed by the CDF at the Tevatron, can search for scalar quarks in the 200 – 800 GeV mass range. In this work the reaction  $ug \rightarrow \tilde{u}\tilde{g} \rightarrow u\tilde{g}\tilde{g}$  is studied in light of the CDF experimental conditions.

## 2 Production Cross Sections

The Feynman graphs for the single squark production  $qg \rightarrow \tilde{q}\tilde{g}$  are shown in Fig. 1. Expressions for the squared amplitude on the parton level can be found in [9, 10]. On discarding terms vanishing in the limit  $m_{\tilde{g}} = 0$  the cross-section reads

$$\hat{\sigma}_{tot} = \frac{\pi\alpha_s^2}{\hat{s}} \left\{ (1 + 2\mu^4 - 2\mu^2) \log \frac{(1 - \mu^2)^2}{m^2} + \frac{1}{18}(1 - \mu^2)(65\mu^2 - 14) + \frac{1}{18}\mu^2(16 - 19\mu^2) \log \mu^2 \right\},$$

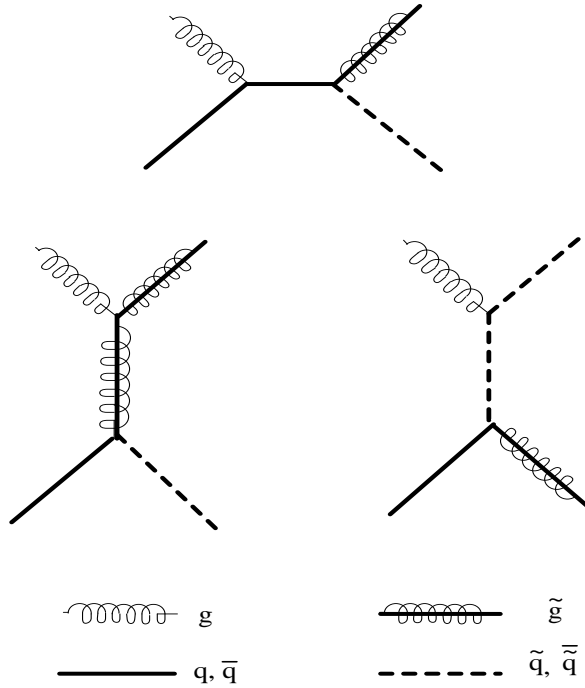


Figure 1: Feynman graphs for single squark production.

where  $\mu^2 = M_q^2/\hat{s}, m^2 = m_{\tilde{q}}^2/\hat{s}$ . This result disagrees with [10]. We use CTEQ 3L (leading order QCD fit) parton densities [11].  $\alpha_s(Q), q(x, Q), g(x, Q)$  are evaluated at  $Q = \sqrt{\hat{s}}$ . We also sum over left/right squark production neglecting the possible mass splitting between these states. Since there is no interference between diagrams containing  $\tilde{q}_L$  and  $\tilde{q}_R$ , in the case of  $M_R - M_L$  mass splitting large relative to the  $\tilde{q}$  width one simply divides the production cross-sections by 2 to get separate production cross-sections. We have taken the gluino mass to be 100 Mev. The production cross-sections are plotted as a function of squark mass in Fig. 2.

### 3 Dijet Cross Sections

For the purposes of making experimental predictions, however, as well as for the shape of the peak and dijet angular distribution, one has to consider the pure final state  $q\tilde{g}\tilde{g}$ . The corresponding Feynman graphs are shown in Fig. 3. In the light gluino case considered here squark production is dominated by the gluino exchange graphs 3,4 in Fig. 3, which lead to a predominantly forward gluino and hence to a

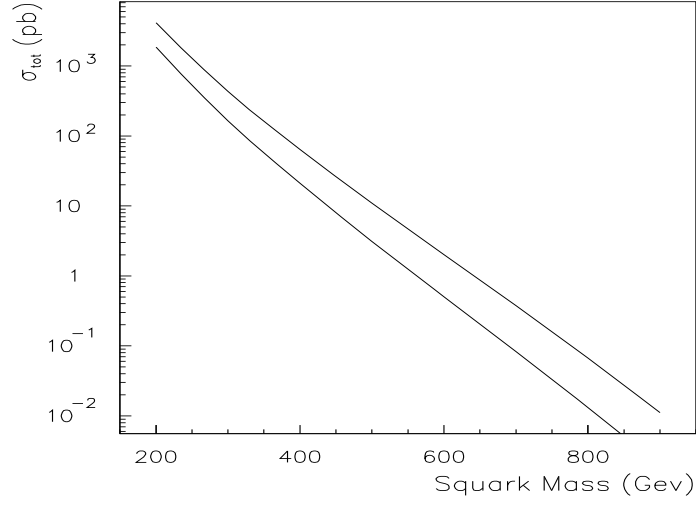


Figure 2: Single squark production cross-sections for  $\tilde{u}$  (upper curve) and  $\tilde{d}$ ;  $m_{\tilde{g}} = 100$  Mev.

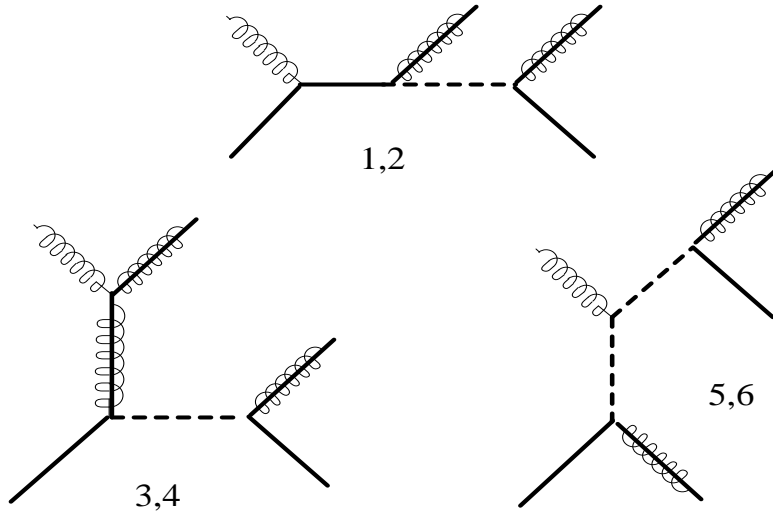


Figure 3: Resonant terms.

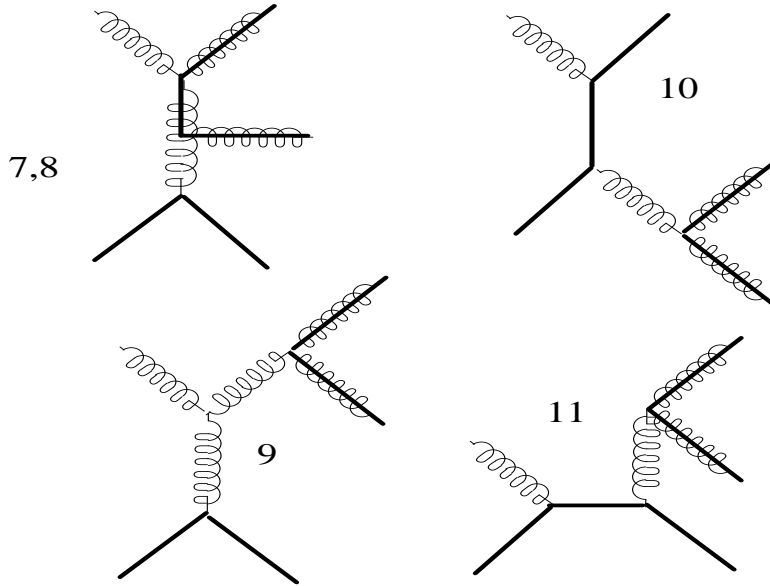


Figure 4: Nonresonant terms.

two jet topology. In addition to the square of the resonant terms we consider their interference with the non-resonant amplitudes from Fig. 4. We do not include the square of non-resonant terms since it is a part of the background as long as we study only the resonances in the dijet mass distributions rather than complete SUSY contribution into dijet cross-sections. The interference terms, however, prove to be rather insignificant.

Dijets as studied at the CDF are defined as pairs of jets  $a, b$  with highest  $p_t$  in the events which pass certain selection criteria as well as the pseudorapidity cuts  $|\eta_{a,b}| < 2$ , or  $|\cos \theta_{a,b}| < 0.964$ , and  $|\tanh \frac{\eta_a - \eta_b}{2}| < 2/3$ , or

$$1/5 < \sqrt{\frac{(1 - \cos \theta_a)(1 + \cos \theta_b)}{(1 - \cos \theta_b)(1 + \cos \theta_a)}} < 5.$$

Since the CMS angle of a dijet with zero net transverse energy is  $\cos \theta^* = \tanh \frac{\eta_a - \eta_b}{2}$ , the last cut is used in the experiments as the cut on  $\cos \theta^*$  to provide a uniform detector acceptance as well as to reduce standard QCD background [6]. We compute the part of dijet mass distribution due to the scalar quark production as

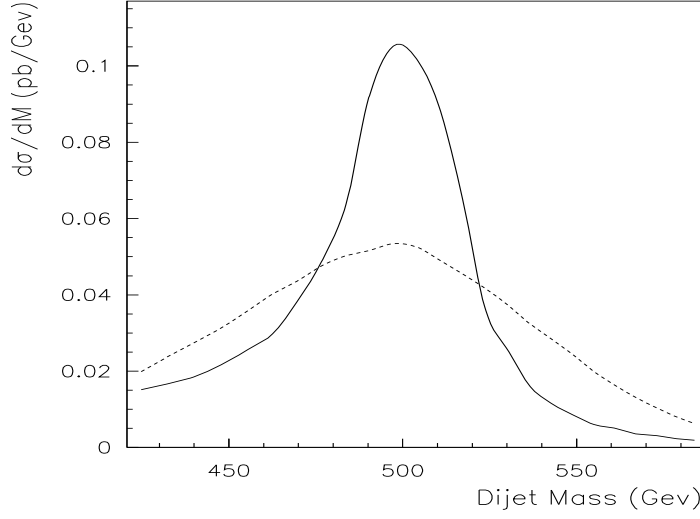


Figure 5: Squark resonance in dijet mass distribution.

$$\begin{aligned} \Delta \frac{d\sigma(p\bar{p} \rightarrow 2jets + X)}{dM} &= \frac{d\sigma_{with \tilde{q}} - d\sigma_{without \tilde{q}}}{dM} \\ &= 2 \int dx_1 dx_2 dLIPS \frac{1}{2\hat{s}} |\overline{\mathcal{M}}^2| q(x_1, Q) g(x_2, Q) F. \end{aligned}$$

where the factor of 2 accounts for antisquark production,  $\mathcal{M}^2 = \sum_{i,j=1}^{11} \mathcal{M}_i \mathcal{M}_j^* - \sum_{i,j=7}^{11} \mathcal{M}_i \mathcal{M}_j^*$  and

$$F = \theta(p_{5\perp} - p_{3\perp}) \theta(p_{4\perp} - p_{3\perp}) \delta(\sqrt{(p_4^\mu + p_5^\mu)^2} - M) + \text{cyclic perm.},$$

The total squark width is approximated by its “hadronic” width  $\Gamma(\tilde{q} \rightarrow q\tilde{q}) = 2/3\alpha_s m_{\tilde{q}} \approx \Gamma_{tot}$ ; we neglect other decay channels. The ratio of this width to the squark mass is smaller than the mass resolution (10%) at the CDF [6], which is crucial for the reaction being detectable.

We perform a six-dimensional Monte-Carlo integration taking into account all applicable experimental cuts. A typical resonance, both pure and smeared with 10% detector resolution is depicted in Fig. 5, where we have assumed a squark mass of 500 GeV. The total resulting cross-section as a function of squark mass is plotted in fig. 6. One can see that, as can be expected from the cuts, the dijet cross-section is roughly  $0.6 - 0.7$  of the production cross-section shown in Fig. 2. Scalar quarks in this mechanism are mainly

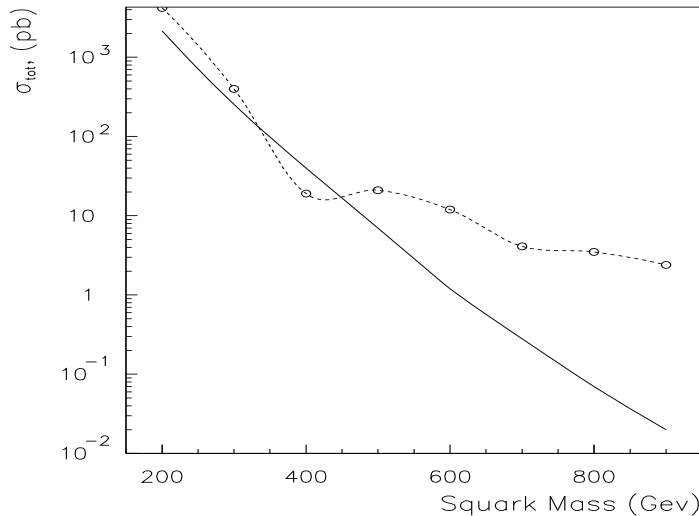


Figure 6: Total dijet cross sections due to  $\tilde{u}$  production. Also shown (dashed curve) is CDF 95% CL upper limit on the cross section times the branching ratio for new particles decaying into dijets.

produced near  $|\cos \theta| = 1$  and decay isotropically in their rest frame. Since  $\eta_a - \eta_b$  is invariant under Lorentz boosts along the beamline, the distribution in  $\cos \theta^*$  is nearly flat and not shown.

## 4 Conclusions

We compare the predicted cross-sections with the CDF data on 95% CL upper limits on new narrow resonances [6]. Our analysis indicates that a left-right degenerate  $\tilde{u}$  in the mass region of 330 – 440 GeV is apparently inconsistent with the light gluino scenario. One can see that the dijet cross-sections associated with single squark production are large enough to bring about discernible signals in the broad mass region of 200 – 700 GeV. However, the CDF sensitivity to new particles, that is, the position of the exclusion curve in Fig. 6 is also determined by the systematic errors as well as by large prescaling factors for triggers [6, 7].

In the light gluino scenario, jet experiments should prove to be a viable tool in the search for massive scalar quarks, as we have demonstrated in connection with dijet mass distributions. Current CDF data on the dijet mass spectrum appears to exclude  $\tilde{u}$  squarks of mass between 330 and 440 GeV if the gluino is light. With slight improvement of the experimental sensitivity, scalar quarks below 800 GeV will be observed or

proven inconsistent with a light gluino. In the standard SUSY picture, where squarks and gluinos are heavy, squark production cross-sections [12] are orders of magnitude below those computed here and dijet decays are not expected. A squark of mass  $M$  will also in the light gluino scenario produce a Jacobian peak in the jet transverse energy distribution at approximately  $M/2$ . We will address this issue in a forthcoming paper.

## Acknowledgements

We would like to thank Dr. R. Harris from the CDF collaboration at Fermilab for indispensable information about the CDF experiment. Our numerical integrations were performed using the Gottschalk Monte-Carlo program. This work was supported in part by the Department of Energy under grant DE-FG05-84ER40141.

## References

- [1] For recent reviews, see  
X. Tata, TASI-95 lectures.  
H.-P. Nilles, TASI-93 lectures.
- [2] P. Nelson and P. Osland, Phys. Lett B115(1982) 407;  
G. Altarelli, B. Mele and R. Petronzio, Phys. Lett B129(1983) 456.
- [3] UA1 Collaboration Phys. Lett. 198B (1987) 261; Phys. Rev. Lett. 62 (1989) 1825.
- [4] I. Antoniadis, J. Ellis and D. Nanopoulos, Phys. Lett. B262(1991) 109;  
L. Clavelli, Phys. Rev D46(1992) 2112.  
L. Clavelli, P.Coulter and K. Yuan, Phys. Rev. D47(1993) 1973.  
M. Jezabek and J.H. Kuhn, Phys. Lett B301(1993) 121.



For a review, see L. Clavelli, Proceedings of the Workshop on the Physics of the Top Quark, Iowa State Univ., May 1995, World Scientific Press.

[5] L. Clavelli, Mod. Phys. Lett A10 (1995) 949.

[6] F. Abe et al., Phys. Rev. Lett. 74 (1995) 3538.

[7] R. Harris, private communication.

[8] CDF Collaboration, Search for New Particles Decaying to Dijets,  $b\bar{b}$ , and  $t\bar{t}$  at CDF, Fermilab-CONF-95/152-E.

[9] R.M. Barnett, H.E. Haber and G.L. Kane, Nucl.Phys. B267(1986) 625.

[10] P.R. Harrison and C.H. Llewelyn Smith, Nucl. Phys. B213 (1983) 223; E B223 (1983) 542.

[11] H.L. Lai et al. (CTEQ Collaboration), Phys. Rev. D51 (1995) 4763.

[12] W. Beenakker, R. Höpker, M. Spira and P.M. Zervas, Phys. Rev. Lett 74 (1995) 2905.