

# NON-LINEAR POMERON TRAJECTORY IN DIFFRACTIVE DEEP INELASTIC SCATTERING $\diamond$

R. Fiore<sup>a†</sup>, L. L. Jenkovszky<sup>b‡</sup>, F. Paccanoni<sup>c\*</sup>

<sup>a</sup> *Dipartimento di Fisica, Università della Calabria,  
Istituto Nazionale di Fisica Nucleare, Gruppo collegato di Cosenza  
Arcavacata di Rende, I-87030 Cosenza, Italy*

<sup>b</sup> *Bogoliubov Institute for Theoretical Physics,  
Academy of Sciences of the Ukrain  
252143 Kiev, Ukrain*

<sup>c</sup> *Dipartimento di Fisica, Università di Padova,  
Istituto Nazionale di Fisica Nucleare, Sezione di Padova  
via F. Marzolo 8, I-35131 Padova, Italy*

Recent experimental data on diffractive deep inelastic scattering collected by the H1 and ZEUS Collaborations at HERA are analysed in a model with a non-linear trajectory in the pomeron flux. The  $t$  dependence of the diffractive structure function  $F_2^{D(4)}$  is predicted. The normalization of the pomeron flux and the (weak)  $Q^2$  dependence of the pomeron structure function are revised as well.

---

$\diamond$  *Work supported by the Ministero italiano dell'Università e della Ricerca Scientifica e Tecnologica, by the EEC Programme "Human Capital and Mobility", Network "Physics at High Energy Colliders", contract CHRX-CT93-0357 (DG 12 COMA) and by the INTAS Grant 93-1867*

<sup>†</sup> *email address:* FIORE @CS.INFN.IT

<sup>‡</sup> *email address:* JENK @GLUK.APC.ORG

<sup>\*</sup> *email address:* PACCANONI @PADOVA.INFN.IT

## 1. Introduction

Diffraction deep inelastic scattering, or "hard diffraction", is a subclass of semi-inclusive deep inelastic reactions in which a virtual point-like particle (quark or lepton) is assumed to interact directly with the pomeron emitted by the proton target. This may happen in a special kinematical configuration when the hit proton continues its motion nearly in the forward direction.

There are several reasons why this class of reactions is receiving so much attention. The first and most obvious one comes from the prospect to study the internal structure of the pomeron, a hypothetical quasi-particle with the quantum numbers of vacuum, responsible for diffraction in the Regge pole model. Although the composite nature of the pomeron, within the context of the quark model and QCD, was never a question for the theorists, the possibility of its experimental verification in deep inelastic scattering was first formulated in Ref. [1]. In subsequent experiments of the UA8 Collaboration [2], 2-jet events were reported as evidence of the partonic structure of the pomeron.

The study of the so-called "large rapidity gap" events at HERA initiated by the ZEUS Collaboration [3], revitalized the subject. HERA produced a large number of high-precision data in a wide kinematical range of  $x$  and  $Q^2$ , published recently by the H1 [4] and ZEUS [5] Collaborations. A new and important development in the subject is the experimental study of the  $t$  dependence of the cross-sections, ignored until recently.

Theoretical studies of the diffractive deep inelastic scattering (hard diffraction) were pioneered by the papers of Donnachie and Landshoff [6], long before the HERA experimentations. Now there is a large literature (partially listed in Refs. [7–13], we apologize to those not included because of the limited scope of the present paper) dealing with various aspects of the phenomenon. In our opinion, the present state of the subject can be summarized as follows.

There is nothing surprising in the very existence of the large rapidity gap events (occurring e.g. also in the  $p\bar{p}$  diffraction dissociation) provided diffraction, the Regge pole model and properties of the S matrix do not change essentially when one of the external particles goes off shell. The

last assumption is the most delicate one in the whole subject, and we shall come back to it.

The next question is whether the appearance of a rapidity gap, within which secondary particles are not produced, is a manifestation of diffraction, and if so: is it a pomeron exchange, or can it be simulated by an alternative mechanism ?. The first answer is "yes" - to the extent other features of diffraction, namely typical  $\xi$  (or  $x_{\mathbb{P}}$ ) and  $t$  dependence will be confirmed.

The  $\xi$  dependence has been recently measured and found to be  $\approx \xi^{-a}$  with the values  $a = 1.30 \pm 0.08(stat) {}^{+0.08}_{-0.14}(sys)$  as measured by ZEUS [5] and  $a = 1.19 \pm 0.06(stat) \pm 0.07(sys)$  by H1 [4]. These two values are compatible and both agree with the pomeron intercept [14] most reliably extracted from the  $p - p$  and  $p - \bar{p}$  total cross section. The  $t$  dependence is now being measured and we discuss it below.

Whether diffraction is mediated by a pomeron (pole) or not is a matter of convention. A factorizable vacuum Regge pole exchange with the trajectory whose intercept is slightly beyond 1,  $\alpha(0) = 1 + \epsilon$ , is known to be the adequate mechanism of diffraction, at least in hadronic reactions. Whether and how is the formalism affected by off mass shell effects is an open question. In any case the use of the pomeron exchange is more justified in diffractive DIS, where at least the pomeron interaction is directly related to hadronic diffraction, than generally in a (small- $x$ ) DIS, related to the absorptive part of the elastic  $\gamma^* - p$  scattering only for  $t = 0$ .

The large  $Q^2$  flow along the photon line was an argument for many authors to use perturbative QCD calculations for a single- [9] or two-gluon (pomeron) [10] exchange in diffractive DIS. In our opinion, the use of perturbative QCD may be justified only in resolving the pomeron structure (QCD evaluation of the photon pomeron vertex), while the exchanged object, the pomeron propagator, is essentially nonperturbative and it is the same, whatever is the photon virtuality. A more detailed discussion concerning the uniqueness of the pomeron in elastic and deep inelastic scattering may be found in Ref. [15].

The above construction relies very much on the hypotheses of factorization of the diffractive structure function  $F_2^{D(4)}$  into a product of the pomeron flux and the pomeron structure function. Small deviations from factorization, e.g. due to multipomeron exchanges, initial and final state interactions etc. are admissible and certainly should be accounted for in future calculations. At the moment, according to the recent measurements at HERA [4,5], factorization is confirmed at the present level of accuracy.

The ultimate goal of the experiments at HERA and of their theoretical interpretation is to answer the question: what is the pomeron structure or, in other words, to find the right parametrization for the pomeron structure function. Because of the complexity of the problem and the existing uncertainties, both on the experimental and theoretical side, the final result is still ambiguous and sensitive to the input.

With the present paper, we try to contribute by one more step in the clarification of the remaining uncertainties. First of all in Sec.2 we introduce notations and define the kinematics. Next in Sec.3 we discuss the pomeron flux and its (re)normalization. The pomeron structure function and the comparison with the experimental data are developed in Sec.4 while Sec.5 is devoted to a study of the  $t$  dependence of the distribution function. We use the earlier experience based on the description of hadron diffraction with a non-linear pomeron trajectory [16] to predict the  $t$  dependence of the diffractive DIS.

## 2. Notations and kinematics.

The notations and kinematics for the process

$$e^-(k) + p(p) \longrightarrow e^-(k') + p(p') + X(p_X) \quad (1)$$

are standard. The fourmomenta of the virtual photon and of the exchanged reggeon are  $q = k - k'$  and  $r = p - p'$ , respectively. Besides the usual DIS variables  $Q^2 = -q^2$ ,  $x = Q^2/(2p \cdot q)$ , and

$W^2 = (p + q)^2$  the new variables

$$\beta = \frac{Q^2}{2r \cdot q}, \quad \xi = \frac{r \cdot q}{p \cdot q} = \frac{x}{\beta} \quad (2)$$

are introduced. Sometimes  $\xi$  is called also  $x_{\mathbb{P}}$ .

Let  $M_X$  be the invariant mass of the hadronic system  $X$ ,  $p_X^2 = M_X^2$ , then the fourmomentum transfer squared,  $t = r^2$ , ranges between the extreme limits

$$t_{\mp} = \left( \frac{M_X^2 + Q^2}{2W} \right)^2 - \left\{ \left[ \left( \frac{W^2 - Q^2 - m_p^2}{2W} \right)^2 + Q^2 \right]^{1/2} \mp \left[ \left( \frac{W^2 + M_X^2 - m_p^2}{2W} \right)^2 - M_X^2 \right]^{1/2} \right\}^2 \quad (3)$$

or

$$t_- \sim -m_p^2 x^2 \left( 1 + \frac{M_X^2}{Q^2} \right)^2 \sim -m_p^2 \xi^2$$

while  $t_+ \sim -W^2$  is a formal limit since  $|t|$  is less than  $\sim 7 \text{ GeV}^2$  for the measurement in [4].

Experimentally, the  $t$  distribution has never been measured until recently because of the existing difficulties in identifying the proton hit by the photon but continuing its motion in the nearly forward direction.

On the other hand it is well known from the hadronic physics that diffraction is typical of the domain of about  $|t| \leq 2 \text{ GeV}^2$ . In this region, the elastic differential cross section is known to decrease almost exponentially up to about  $|t| \simeq 1 \text{ GeV}^2$ , followed by a dip-bump structure between 1 and  $2 \text{ GeV}^2$ . The latter is an important feature of high energy diffraction. The deviation from the exponential behaviour of the cone may be taken into account by a nonlinear trajectory, a simple representative example of which is [16]

$$\alpha(t) = \alpha_0 + \alpha_1 t - \alpha_2 \ln(1 - \alpha_3 t) \quad (4)$$

where  $\alpha_0 = 1 + \epsilon$  and  $\alpha_i (i = 1, 2, 3)$  are parameters.

The diffractive structure function is defined from the cross section as in [8] and the factorization hypothesis can be written as

$$F_2^{D(4)}(x, Q^2, t, \xi) = F_{\mathbb{P}/p}(\xi, t) G_{q/\mathbb{P}}(\beta, Q^2). \quad (5)$$

$F_{\mathbb{P}/p}(\xi, t)$  and  $G_{q/\mathbb{P}}(\beta, Q^2)$  are, respectively, the pomeron flux and the pomeron structure function, to be introduced in the next two sections. We quote also the upper and lower kinematical limits for  $\xi$  typical of the H1 and ZEUS data:

	H1	ZEUS
$\xi_H$	0.05	0.01
$\xi_L$	$3 \times 10^{-4}$	$6.3 \times 10^{-4}$

### 3. The pomeron flux and its (re)normalization

As in Ref. [17] we fix the form of the scattering amplitude following the duality prescription. In dual models the dependence on the Mandelstam variable  $t$  enters the amplitude only through the trajectory  $\alpha(t)$ . Hence in the Regge limit,  $s \rightarrow \infty$  at fixed  $t$ ,

$$A(s, t) = e^{B(s)\alpha(t)}, \quad (6)$$

where  $B(s) = B_{el} + \ln(s/s_0) - i\pi/2$ .

We have already discussed [17] the relevance of a nonlinear trajectory that extrapolates between "soft" and "hard" scattering. The interest for a possible flattening of the pomeron trajectory increased in view of the recent experimental result of the UA8 Collaboration [18]. In order to make clear the effect of a nonlinear  $\alpha(t)$  we will consider Eq. (4) in the two limiting cases

$$a) \alpha_2 = 0 : \alpha(t) = \alpha(0) + \alpha' t, \quad (7)$$

$$b) \alpha_1 = 0, \alpha_2 = \alpha_3 : \alpha(t) = \alpha(0) - \gamma \ln(1 - \gamma t). \quad (8)$$

The first instance has been studied in Ref. [17] for different choices of  $\alpha(0)$  and  $\alpha' = 0.25$ . In case *b*) we will choose  $\gamma = 0.5$  in order to reproduce the same slope near  $t = 0$  and to deal with a trajectory close to the optimal solution of Ref. [16].

The constant term in  $B(s), B_{el}$ , has been determined from a fit to the elastic  $p - p$  differential cross section at ISR [19]. For the pomeron flux

$$F_{\mathbb{P}/p} = C e^{2(B - \ln \xi) \alpha(t)} \cdot \xi \quad (9)$$

we get

$$B = B_{diff} = B_{el}/2 \simeq 7.0.$$

The main hypothesis here is that only the pomeron trajectory contributes to the single diffractive cross section, a condition supported from the experimental evidence for factorization. Since the trajectory (8) is an effective one, the best determination of  $\alpha(0)$  comes from the overall Regge fit of total cross sections in Ref. [14]

$$\alpha(0) \simeq 1.08.$$

We will use in the following this value that differs slightly from the CDF intercept  $\alpha(0) = 1.112 \pm 0.013$  [20] obtained from total cross section data, but provides a sensible determination of the constant in front of the flux (9).

From [14] we get the pomeron contribution to  $p - p$  total cross section and find

$$c \equiv C e^{2B\alpha(0)} = \frac{21.7}{16\pi} mb = 1.1087 \text{ GeV}^{-2}. \quad (10)$$

From the same fit we deduce that the contribution to the cross section of non-asymptotic Regge terms ( $\rho, f, \dots$ ) is rather small at HERA, approximately 8% at the lowest  $W$  values. As seen in Fig. 1, there is a marked difference in the  $t$  dependence of the pomeron flux derived from a

logarithmic trajectory, curve (1), or a linear one, curve (2). Curves (3), [7] and (4), [6] refer to models for the pomeron flux approaching the limiting cases represented by eqs. (7) and (8).

The integrated pomeron flux for the nonlinear trajectory (8) is

$$\Phi(\xi) \equiv \int_{t_+}^{t_-} F_{\mathbb{P}/p}(\xi, t) dt =$$

$$\frac{c}{\gamma} \frac{(1 - \gamma t_-)^{-b(\xi)} - (1 - \gamma t_+)^{-b(\xi)}}{b(\xi)} \xi^{1-2\alpha(0)} \simeq \frac{c}{\gamma b(\xi)} \xi^{1-2\alpha(0)} \quad (11)$$

where

$$b(\xi) = 2\gamma(B - \ln \xi) - 1.$$

The approximation in (11) is reasonable since  $t_- \propto -\xi^2$  and  $|t_+|$  is rather large,  $|t_+| \simeq 7 \text{ GeV}^2$  for the measurement described in Ref. [4].

Now the  $\xi, t$  dependence of the diffractive structure function is completely fixed within the model. In order to set the normalization and to make a comparison with the experimental data we need the pomeron structure function.

Renormalization of the pomeron flux [12] affects only the determination of the pomeron structure function. If we require that no more than one pomeron should be exchanged in one diffractive proton interaction, then a bound must be imposed on the integral

$$\int_{\xi_L}^{\xi_H} \Phi(\xi) d\xi \simeq \frac{c}{2\gamma^2} e^{-f(1)} \{Ei[f(\xi_L)] - Ei[f(\xi_H)]\}, \quad (12)$$

where

$$f(\xi) = 2(\alpha(0) - 1)(B - \frac{1}{2\gamma} - \ln \xi)$$

and  $\xi_H, \xi_L$  are the upper and lower kinematical limits for  $\xi$  specified in Sec. 2. In Eq. (12),  $Ei(z)$  is the exponential integral [21], and the numerical values of the integrated flux are 1.34



for ZEUS [5] and 2.42 for H1 [4]. For a linear trajectory (7) these values are somewhat smaller: 1.23 and 2.23 respectively. Considering the unitarization procedure explained in Ref. [12], flux renormalization should be applied also to some  $(Q^2, \beta)$  bins of the ZEUS data, in particular for small  $Q^2$  and large  $\beta$ . Since corrections remain within experimental errors we do not scale down the integrated flux.

#### 4. The pomeron structure function and comparison with experimental data.

As in our previous paper [17] we consider a pomeron composed mainly of gluons. This point of view reflects the structure of the BFKL pomeron [22] that, at least for large momentum transfers, relies on a sound basis. Non perturbative effects will represent a new contribution to the aforesaid picture but should not change the pomeron content. On its gluon content both theoretical [13] and experimental [23] constraints exist. Experimental data indicate that a large fraction of the pomeron momentum, up to 80%, can be carried by hard gluons [23] and that the pomeron structure function is approximately independent of  $Q^2$  [4,5].

Since only quarks interact with the photon, quarks must be present in the input distribution with a fraction of the pomeron momentum larger than 20%. In Ref. [17] we noticed that, at large  $\beta$ , to the assumed gluon distribution

$$\beta G(\beta, Q^2) = a(Q^2)(1 - \beta) \quad (13)$$

one must add the  $q\bar{q}$  sea contribution. Quark loops and the mesonic trajectories, included in the effective trajectory (8), will give rise to a quark distribution

$$\beta q_i(\beta, Q^2) = d(Q^2)\beta(1 - \beta) \quad (14)$$

for the quark  $i$ , whose form we borrow from Ref. [6]. Both distributions contribute at the starting scale  $Q_0^2 = 5 \text{ GeV}^2$  and, due to the presence of quarks, the previous estimate of the evolution [17] does not hold now.

We can keep however the calculation simple and transparent if we neglect gluon recombination effects [8] and limit ourselves to the low- $Q^2$  region,  $Q^2 \leq 40 \text{ GeV}^2$ . This condition will not destroy the predictive power of the result since "there is no evidence for any substantial  $Q^2$  dependence of  $\tilde{F}_2^D$ " [4], a function proportional to the pomeron structure function.

We use a recursive method for solving the massless inhomogeneous Altarelli-Parisi equations. This method is based on the power expansion of the solution in the parameter  $s$ :

$$s = \ln \left( \frac{\ln(Q^2/\Lambda^2)}{\ln(Q_0^2/\Lambda^2)} \right)$$

and, since it has been explained at full length in Appendix A of Ref. [24], we will not repeat the details here. We choose  $Q_0^2 = 5 \text{ GeV}^2$ ,  $\Lambda = 0.2 \text{ GeV}$  and, taking into account gluon to quark conversion, the result at small  $s$  is

$$\begin{aligned} \beta q_i(\beta, Q^2) \simeq & d\beta(1-\beta)(1-s) + \\ & + \varepsilon s \left\{ \frac{4}{3}d\beta(1-\beta) \left( 1 + \ln \left( \frac{(1-\beta)^2}{\beta} \right) \right) + \frac{1}{2}a \left( \frac{2}{3} - \beta^2 + \frac{\beta^3}{3} + \beta \ln \beta \right) \right\} \end{aligned} \quad (15)$$

with

$$a = a(Q_0^2), \quad d = d(Q_0^2)$$

and

$$\varepsilon = \frac{6}{33 - 2f}$$

where  $f$  is the number of quark flavors.

With three flavors,  $f = 3$ , the pomeron structure function is

$$G_{q/\mathbb{P}}(\beta, Q^2) = \frac{4}{3}\beta q_i(\beta, Q^2). \quad (16)$$

Parameters  $a$  and  $d$  are not independent since we impose the momentum sum rule in the form

$$\int_0^1 d\beta \beta \left[ \sum_i q_i(\beta, Q_0^2) + G(\beta, Q_0^2) \right] = 1$$

obtaining the constraint

$$d = \frac{1}{2}(2 - a) \quad (17)$$

While a proof of the validity of this sum rule for the pomeron is lacking [25], its applicability appears reasonable once a model for the pomeron in terms of its constituent is assumed [7,8,12].

Insisting on the particle nature of the pomeron we can evaluate the total momentum carried by quarks and antiquarks

$$M(Q^2) = 6 \int_0^1 \beta q_i(\beta, Q^2) d\beta = d + \frac{s}{9} \left( a - \frac{77}{9}d \right)$$

and, taking into account the relation (17), we find that the  $Q^2$  dependence disappear for  $a = 154/95$ .

This value is not far from the one obtained in fitting to the data,

$$a = 1.458,$$

that gives a weak dependence on  $Q^2$  with  $dM(Q^2)/dQ^2 < 0$ . The relative contribution of quarks to the pomeron momentum is near 0.25 in the range of  $Q^2$  where the recursive method applies. The presence of quarks at every  $Q^2$  scale simulates a quarkball [13].

A plot of all ZEUS data for  $F_2^{D(3)}$  [5] for different  $\beta$  values, regardless their  $Q^2$  value, as in figures (2a-2c), shows that the  $Q^2$  dependence is indeed weak. The large errors permit only to say that our model is compatible with data. Continuous and dashed lines are the result of the evolution at  $Q^2 = 16$  and  $28 \text{ GeV}^2$ , respectively, with the nonlinear trajectory (8) in the flux. No visible change is noticed if the calculation is repeated with the linear trajectory (7).

In comparison the H1 data, presented in Fig. (2d) for one  $\beta$  value show a larger spread in  $Q^2$ .

In this case the selected values of  $Q^2$  for the fit are  $Q^2 = 12 \text{ GeV}^2$  (continuous curve) and  $25 \text{ GeV}^2$  (dashed curve)

## 5. Predictions and conclusions.

In order to get a significant picture of the predictions from the model, we integrate over  $\beta$  and  $Q^2$  the differential cross section expressed as

$$\frac{d^4\sigma^{diff}}{d\beta dQ^2 d\xi dt} = \frac{2\pi\alpha^2}{\beta Q^4} [1 + (1 - y)^2] F_{\mathbb{P}/p}(\xi, t) G_{q/\mathbb{P}}(\beta, Q^2) , \quad (18)$$

where

$$y \simeq \frac{Q^2}{s\beta\xi}$$

and  $s = (296 \text{ GeV})^2$ . The  $\beta$  range of integration is restricted to the interval

$$0.02 \leq \beta \leq 0.8$$

and the upper limit avoids the region near  $\beta = 1$  where theoretical and experimental uncertainties are larger.

The  $Q^2$  integration has been performed for two different intervals, both comprised in the region less sensitive to theoretical approximations. The starting scale  $Q^2 = 5 \text{ GeV}^2$  for evolution is the lower limit in both cases and the  $d^2\sigma/d\xi dt$  results are displayed in Figs. 3a, 3b. Predictions based on the logarithmic trajectory (8), continuous lines in Fig. 3, are clearly distinguishable from the ones obtained with the linear trajectory (7), dashed lines. Future experimental data, even at moderate  $|t|$  values, will be able to decide between the two possibilities.

The  $t$  dependence shown in Figs. 1, 3a, 3b has a nature typically diffractive, i.e. it is strongly peaked in the forward direction. At present, the (nearly) exponential decrease of the differential cross section  $d^2\sigma/d\xi dt$  to large extent has been fed in by the choice of the residue and form of the pomeron trajectory. Nevertheless, this result is far from being trivial since in the formalism

under consideration, the  $t$  dependence is correlated with other variables and ultimately the choice of different inputs (pomeron trajectories) will be tested experimentally.

It is well known - both from the S-matrix theory [26] and from the fits to hadronic data - that the pomeron trajectory contains a significant non-linear part. The amount and form of this non-linear correction is a matter of debate in the literature. Our choice of the pomeron trajectory (8) was based on earlier fits [16] to the data on high energy elastic hadron scattering. Data on the  $t$  dependence of the diffractive structure function have been discussed recently by two experimental groups: ZEUS [27] and by UA8 [18]. We just notice that the UA8 results show the same trend in the behaviour of the differential cross section that derives from the use of the logarithmic trajectory (8). The results of the measurement of the  $t$  dependence at HERA are preliminary and still not complete.

The knowledge of the  $t$  distribution will settle important questions. For example, the photon-pomeron vertex may be also  $t$  dependent and it may bias the discussed behaviour of the structure function.

Another prominent feature in the  $t$  dependence of diffraction, well known in elastic hadron scattering, is the appearance of the diffraction minimum. The expected effect should be visible "by eye" because of its unmistakable structure, but the energy (here,  $W$ ) and  $t$  values where the minimum should appear are near the kinematical boundary of the relevant experiments on deep inelastic diffractive scattering. For the above (kinematical) reason it has not yet been seen even in hadronic diffractive dissociation. Our model, as well as others, does not contain this structure. Its experimental observation however would resolve all doubts concerning the diffractive nature of the "large rapidity gap events" and related phenomena.

Acknowledgement: We thank Prof. P.Schlein for showing us UA8 results before publication and M. Arneodo, A. Solano for useful discussions on ZEUS results. One of us (L.L.J.) is grateful to the Dipartimento di Fisica dell'Università di Padova, to the Dipartimento di Fisica dell'Università della Calabria and to the Istituto Nazionale di Fisica Nucleare - Sezione di Padova and Gruppo collegato di Cosenza for their warm hospitality and financial support while part of this work was done.

- 
- [1] G. Ingelman and P. Schlein: Phys. Lett. **B152** (1985) 256.
  - [2] UA8 Collaboration, R. Bonino et al.: Phys. Lett. **B211** (1988) 239; UA8 Collaboration, A. Brandt et al.: Phys. Lett. **B297** (1992) 417.
  - [3] ZEUS Collaboration, M. Derrick et al.: Phys. Lett. **B315** (1993) 481.
  - [4] H1 Collaboration, T. Ahmed et al.: Phys. Lett. **B348** (1995) 681.
  - [5] ZEUS Collaboration, M. Derrick et al.: Z. Phys. **C68** (1995) 569.
  - [6] A. Donnachie and P.V. Landshoff: Phys. Lett. **B191** (1987) 309; Nucl. Phys. **B303** (1988) 634.
  - [7] E.L. Berger et al.: Nucl. Phys. **B286** (1987) 704.
  - [8] G. Ingelman and K. Prytz: Z. Phys. **C58** (1993) 285;  
K. Prytz: Z. Phys. **C64** (1994) 79.
  - [9] W. Buchmüller: Phys. Lett. **B353** (1995) 573;  
W. Buchmüller and A. Hebecker: Phys. Lett. **B355** (1995) 573.
  - [10] J. Bartels and G. Ingelman: Phys. Lett **B235** (1990) 175;  
M.G. Ryskin: Sov. J. Nucl. Phys. **52** (1990) 529;  
N.N. Nikolaev and B.G. Zakharov, Z. Phys. **C53** (1992) 331; **C64** (1994) 329;  
E. Levin and M. Wüsthoff: Phys. Rev. **D50** (1994) 4306.
  - [11] A. Capella et al.: Phys. Lett. **B343** (1995) 403;  
K. Golec-Biernat and J. Kwiecinski, Phys. Lett. **B353** (1995) 329;
  - [12] K. Goulianos: Phys. Lett. **B358** (1995) 379.
  - [13] F.E. Close and J.R. Forshaw: "Are Diffractive Events at HERA due to a Gluemon or a Quarkball ?", RAL-TR-95-046.
  - [14] A. Donnachie and P.V. Landshoff: Phys. Lett. **B296** (1992) 227.
  - [15] M. Bertini et al.: "The Pomeron in Elastic and Deep Inelastic Scattering", LYCEN 9537 preprint, Lyon 1995, Rivista del Nuovo Cimento, in press.
  - [16] P. Desgrolard et al.: in "Strong interactions at large distances", L.L. Jenkovszky Ed., Hadronic Press, FL U.S.A., page 235
  - [17] R. Fiore et al: Phys. Rev. **D52** (1995) 6278.
  - [18] A.Brandt et al. (UA8 Collaboration), "Measurement of Single Diffraction at  $\sqrt{s} = 630 \text{ GeV}$ ; Evidence for a Non-Linear Pomeron Trajectory', CERN-PPE/96 to appear.
  - [19] A. Schiz et al.: Phys. Rev. **D24** (1981) 26.

- [20] CDF Collaboration, F. Abe et al.: Phys. Rev. **D50** (1994) 5550.
- [21] Bateman Manuscript Project: "Higher transcendental functions", McGraw-Hill (1953) Vol. II.
- [22] V.S. Fadin et al.: Phys.Lett. **60B** (1975) 50;  
 I.I. Balitsky and L.N. Lipatov: Sov. J. Nucl. Phys. **28** (1978) 822;  
 L.N. Lipatov: Sov. Phys. JETP **63** (1986) 904.
- [23] ZEUS Collaboration, M. Derrick et al: Phys. Lett. **B356** (1995) 129.
- [24] K. Hagiwara et al.: Phys. Rev. **D51** (1995) 3197.
- [25] J.C. Collins et al.: Phys. Rev. **D51** (1995) 3182.
- [26] A.I. Bugrij et al.: Fortschr. Phys. **21** (1973) 427.
- [27] A. Solano for the ZEUS Collaboration: "Experimental results on the pomeron from H1 and ZEUS",  
 Proceedings of the XXV International Symposium on Multiparticle Dynamics, Stara Lesna, Slovakia,  
 September 1995, to be published by World Scientific Pubb. Co.;  
 M. Arneodo for the ZEUS Collaboration: "Vector meson production at HERA with the ZEUS detector",  
 Topical Conference on Hard Diffractive Processes, Eilat, Israel, February 1996.



### Figure Captions

Fig. 1: The pomeron flux  $F_{\mathbb{P}/p}(\xi, t)$  versus  $-t$  for  $\xi = 0.0032$  with the logarithmic trajectory (1) or the linear one (2) discussed in the text. For comparison the pomeron fluxes of Refs. [7], (3) and [6], (4) are also drawn.

Fig. 2: The diffractive structure function  $F_2^{D(3)}(\beta, Q^2, x)$  versus  $x$ , for different values of  $\beta$  and  $Q^2$  compared with the ZEUS data [5] (a), (b), (c) and with the H1 data [4], (d).  $F_2^{D(3)}$  has been evolved at  $Q^2 = 16 \text{ GeV}^2$  (continuous line) and  $Q^2 = 28 \text{ GeV}^2$  (dashed line) for the ZEUS data. For the H1 data,  $Q^2 = 12 \text{ GeV}^2$  (continuous line) and  $Q^2 = 25 \text{ GeV}^2$  (dashed line).

Fig. 3: The diffractive cross section  $d^2\sigma/d\xi dt$  predicted from the model, versus  $-t$  for different  $\xi$  values. The order of the  $\xi$  values is respected in the curves. Two different integration regions for  $Q^2$  are considered: (a)  $5 \text{ GeV}^2 \leq Q^2 \leq 20 \text{ GeV}^2$  and (b)  $5 \text{ GeV}^2 \leq Q^2 \leq 40 \text{ GeV}^2$ . Predictions from the logarithmic trajectory (full lines) and from the linear one (dashed lines) are shown.

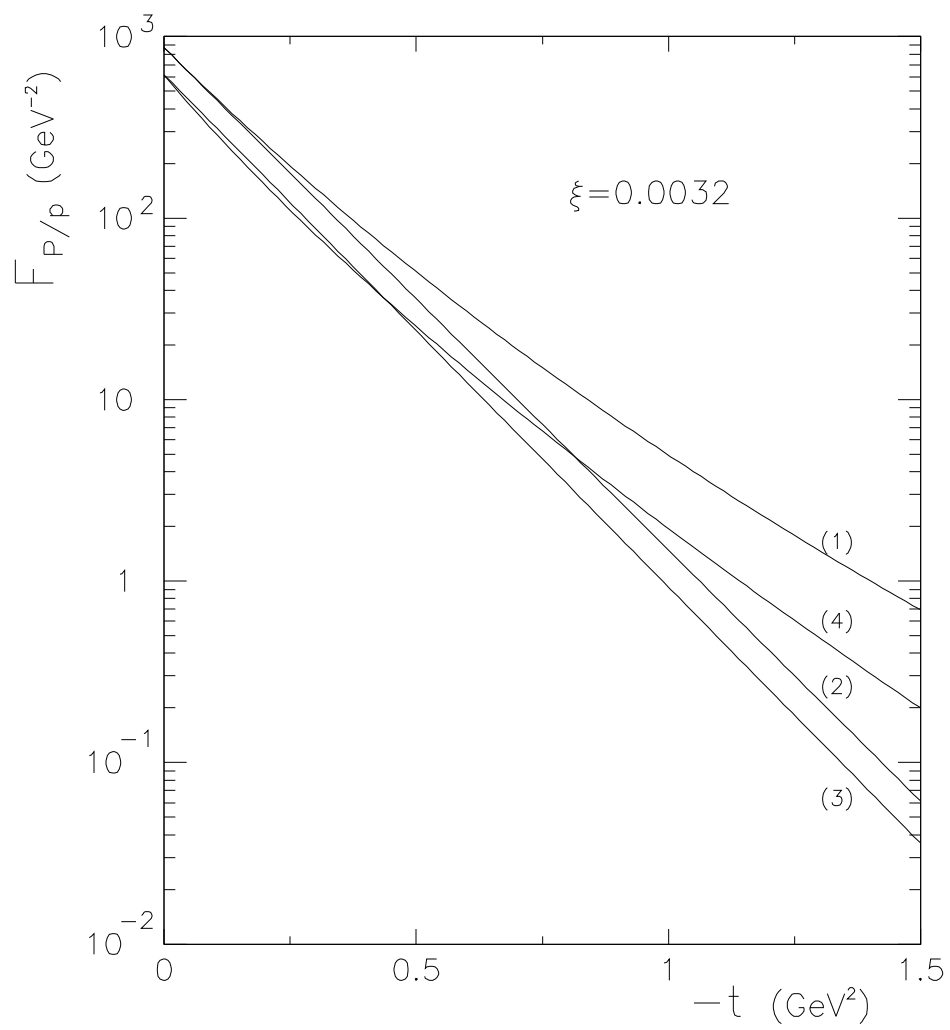


Fig. 1

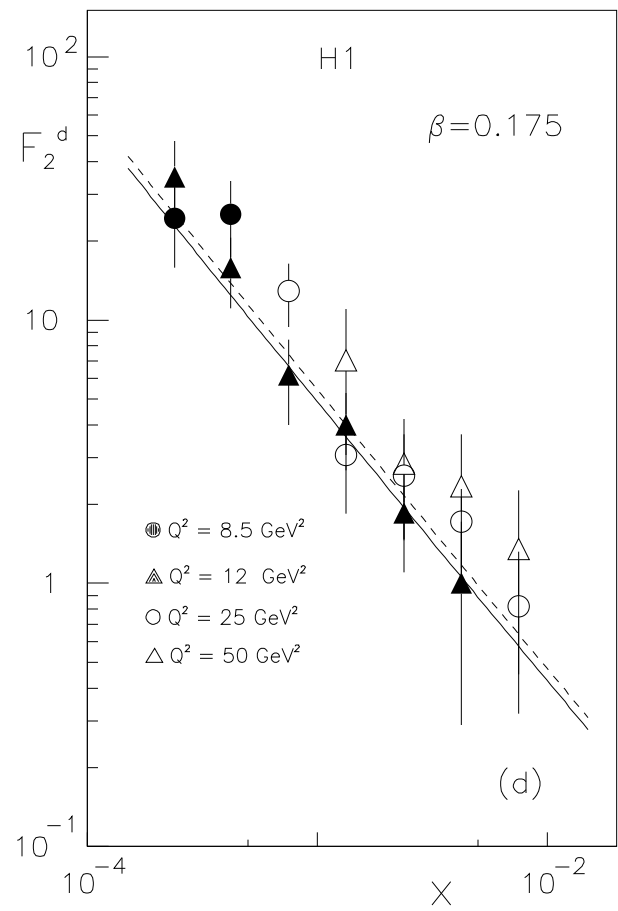
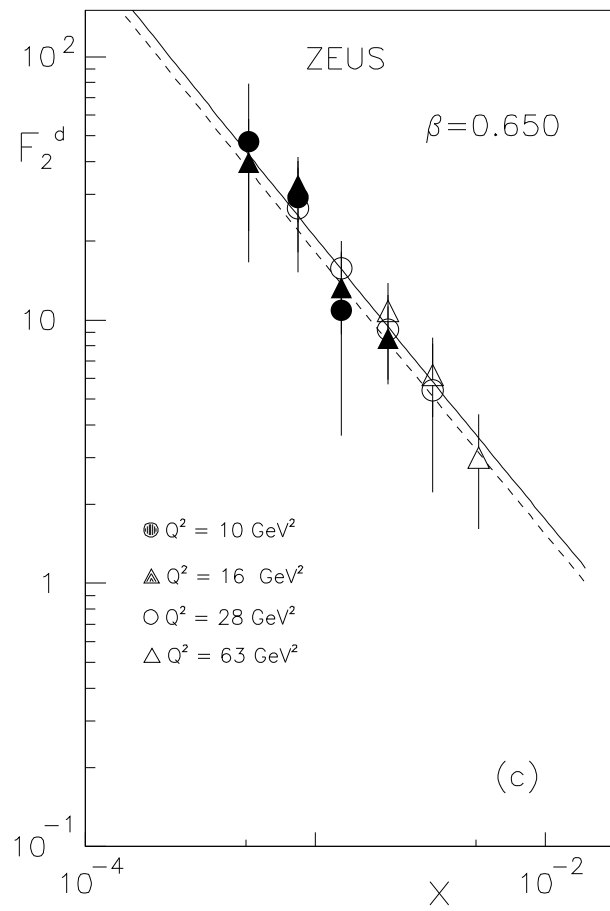
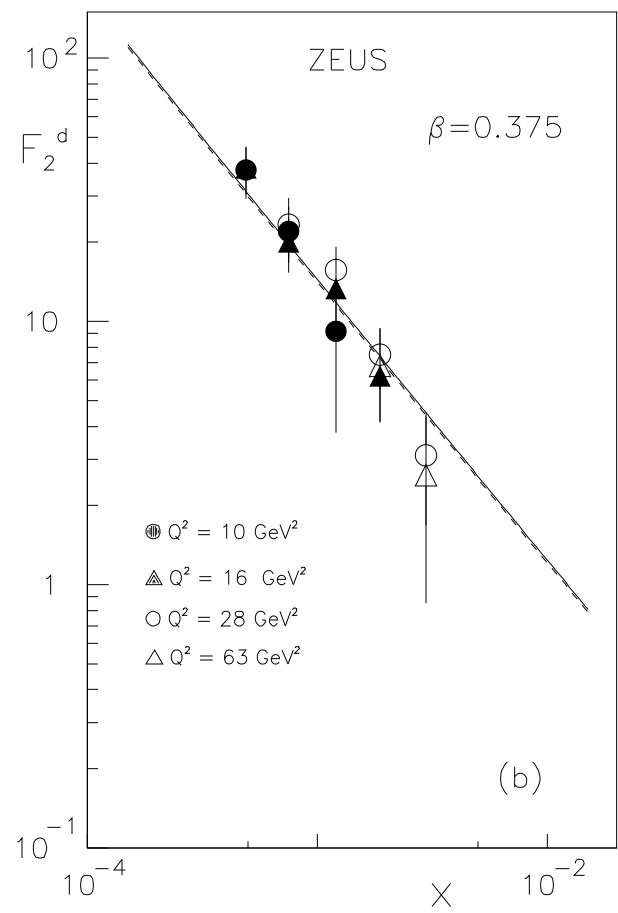
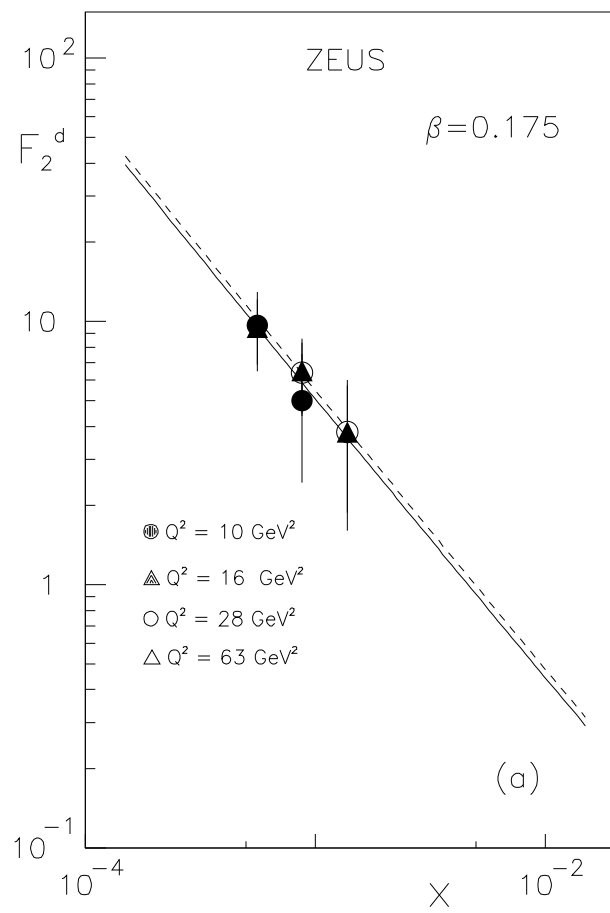


Fig. 2

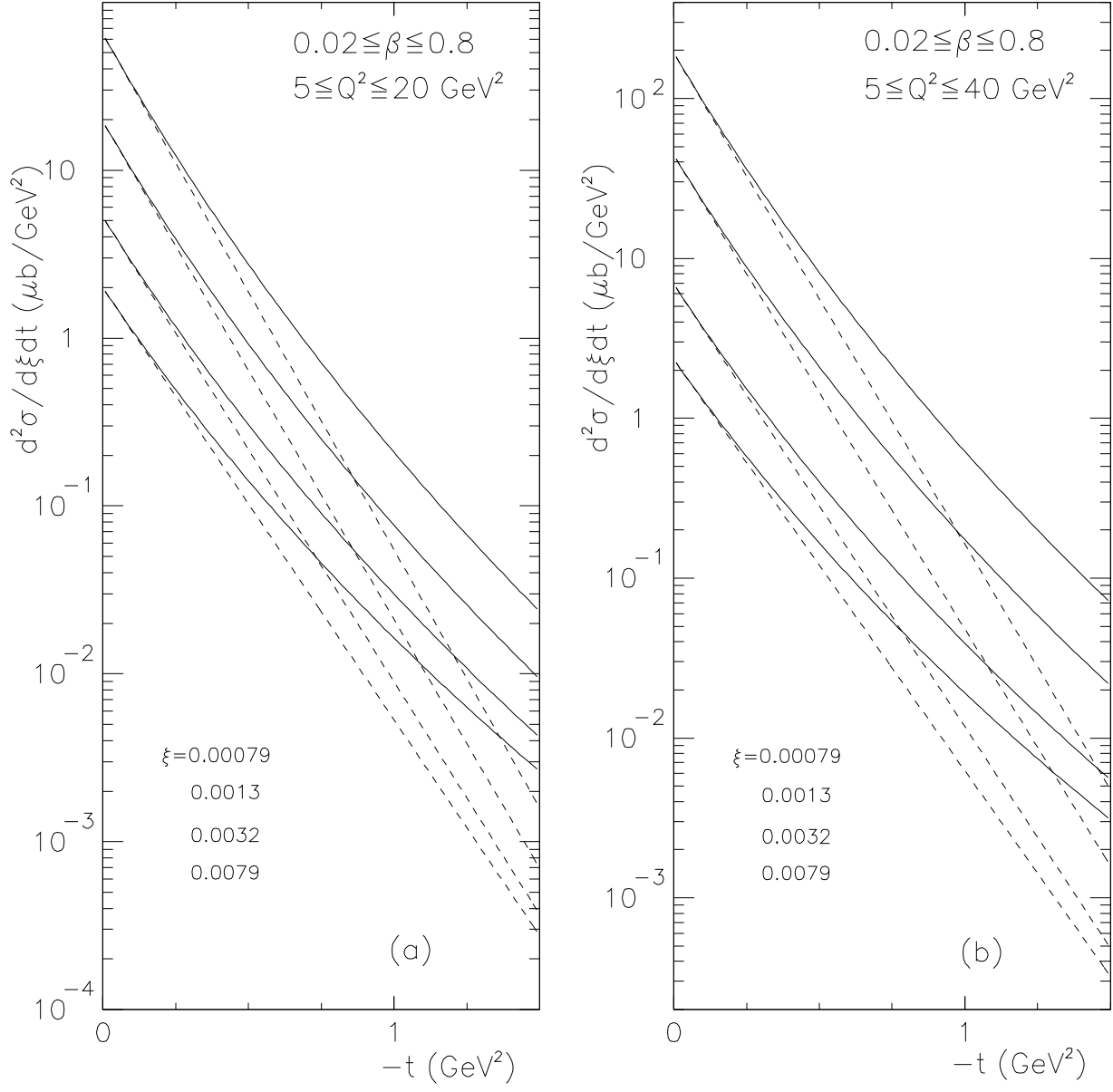


Fig. 3