

Quark resonances and high E_t jets

Myron Bander*

Department of Physics, University of California, Irvine, California 92717

(February 1996)

Abstract

Possible spin-3/2 quark resonances would have a significant effect on high E_t jet production through their contribution to the subprocess $q + \bar{q} \rightarrow g + g$. Such enhancements are compared to a, recently reported, anomaly in inclusive jet production at the CDF detector.

PACS numbers: 14.80.-j, 13.87.Ce, 13.85.-t

Typeset using REVTeX

*Electronic address: mbander@funth.ps.uci.edu

The possible existence of spin 1/2 quark resonances has been looked at, both theoretically [1] and experimentally [2]. In the latter two works excluded regions in the mass-coupling constant plane were obtained; these analyses were based on the absence of the direct production of such states. In this article we study the effect of a possible *spin-3/2* quark resonance, q^* , on the production rate of high E_t jets; the exchange of such a particle in the reaction $q + \bar{q} \rightarrow g + g$ will enhance high E_t gluon jet production. This study is motivated by the recently observed excess of such jets in 1.8 GeV $p\bar{p}$ collisions [3].

The $q - q^* - g$ interaction Lagrangian with a minimum number of derivatives is

$$\mathcal{L} = \frac{g_s \kappa}{2M^*} (\bar{q}_\nu^* \gamma_\lambda - \bar{q}_\lambda^* \gamma_\nu) \frac{\lambda^\alpha}{2} q G_\alpha^{\nu\lambda} + \text{h.c.} . \quad (1)$$

q_ν^* is the Rarita-Schwinger field for a spin-3/2 particle, $G_\alpha^{\nu\lambda}$ is the gluon field strength tensor, M^* is the resonance mass, g_s is the strong coupling constant and κ parameterizes the strength of this interaction. The quark q and the corresponding q^* can represent either the u or the d quark. In subsequent discussion we shall take the masses of u^*, d^* to be degenerate.

To order α_s , the amplitude for $q + \bar{q} \rightarrow g + g$ is given by the usual QCD diagrams, Fig. 1, and by the exchange of a q^* , Fig. 2. For a spin-3/2 q^* the amplitude due to latter will grow by one power of \hat{s} , the quark-antiquark center of mass energy squared, faster than the amplitude described by Fig. 1. Such growth cannot go on indefinitely as at high enough \hat{s} an exchange of a spin-3/2 particle will violate unitarity. However, depending on the strengths of various couplings, this increase can persist to large values of \hat{s} values, typically up to $\hat{s} \sim M^{*2}/(\alpha_s \kappa^2)$; this limit is well beyond the range of \hat{s} needed at present.

The effect of such exchanges on E_t distributions can be seen in Fig. 3, where we show the transverse energy distribution, at rapidity $y = 0$, for gluon jets from the parton reactions $u + \bar{u} \rightarrow g + g$ plus $d + \bar{d} \rightarrow g + g$. In all calculations presented here we used the MRSA' [4] parton distribution functions ($\Lambda_{QCD} = 231$ MeV) with renormalization scale $\mu = E_t/2$. Values for M^* , the mass of the spin-3/2 resonance and for its coupling strength, κ (cf. Eq. (1)), are the ones used below in comparing to the data of Ref. [3]. For $E_t < 200$ GeV the contribution the exchange of the spin-3/2 resonances is small; this exchange rapidly dominates the QCD

contributions for larger values of E_t .

In Fig. 4 we plot the sum of the square of the amplitude due to the exchange of a spin-3/2 particle (Fig. 2) and the interference of this and the QCD amplitude (Fig. 1) as a percentage of the corresponding next to leading order QCD calculation [5] of the single jet inclusive cross section and compare to the experimental results of Ref. [3]; the extra contributions is averaged over the pseudorapidity range $0.1 \leq \eta \leq 0.7$. We restricted the comparison to $\kappa \leq 1.0$. For $\kappa = 1.0$, $M^* = 400$ GeV is largest resonance mass that the data can accommodate; for smaller M^* we restricted the comparison to $M^* \geq 100$ GeV and for the latter we obtain a good fit with $\kappa = 0.13$.

As mentioned earlier, restrictions on masses and couplings of spin-1/2 quark resonances exist [1,2]. As we are dealing with a spin-3/2 system these restrictions cannot be taken over directly; namely, restrictions on f_s of Refs. [1,2] do not translate into restrictions on κ . These analyses also assume that analogous couplings of spin-1/2 q^* 's to photons and W 's are proportional to f_s . The only unambiguous carry over of the spin-1/2 analysis to the spin-3/2 case is for the process of quark-gluon fusion where we find [6] $\sigma(g + q \rightarrow q_{s=3/2}^*) = 0.5 \sigma(g + q \rightarrow q_{s=1/2}^*)$ and thus it is somewhat harder to produce the spin-3/2 state. Should we anyway make such a comparison, it is comforting that these are not far off; $M^* = 100$ GeV, $f_s = 0.13$ is in the allowed range, while for $f_s = 1.0$ the spin-1/2 analysis would limit M^* to $M^* > 560$ GeV, again not far away from the value $M^* = 400$ GeV used in this work. A reanalysis of the data of Ref. [2] using spin-3/2 excited quarks is needed.

In this study we have shown that spin-3/2 quark resonances can account for the observed large high E_t cross section.

I would like to thank Dr. Walter Giele for discussions and for providing me with parton structure functions.

REFERENCES

- [1] U. Baur, I. Hinchliffe and D. Zeppenfeld, Int. J. Mod. Phys. **A2**, 1285 (1987); U. Baur, M. Spira and P. M. Zerwas, Phys. Rev. D**33**, 815 (1990).
- [2] F. Abe *et al.*, Phys. Rev. Lett. **72**, 3005 (1994), *ibid.* **74**, 3539 (1995).
- [3] F. Abe *et al.*, Fermilab PUB-96-020 (Unpublished).
- [4] A. D. Martin, R. G. Roberts and W. J. Stirling, Phys. Lett. **B354**, 155 (1995).
- [5] These values maybe extracted from the data of Ref. [3].
- [6] J. Kühn and P. Zerwas, Phys. Lett. **B147**, 189 (1984).

FIGURES

FIG. 1. QCD Feynman diagrams for the process $q + \bar{q} \rightarrow g + g$.

FIG. 2. Feynman diagrams for the exchange of a spin-3/2 quark resonance in the process $q + \bar{q} \rightarrow g + g$.

FIG. 3. Transverse energy distribution for $p + \bar{p} \rightarrow g + g$, at 1.8 TeV center of mass energy and rapidity $y = 0$, from the subprocess $q + \bar{q} \rightarrow g + g$, for several values of the spin-3/2 quark resonance mass M^* and coupling strength κ (cf. Eq. 1); the solid line is for $\kappa = 0$, the dashed one for $\kappa = 0.13$, $M^* = 100$ GeV and the dotted one for $\kappa = 1.0$, $M^* = 400$ GeV.

FIG. 4. The percent difference between the experimental inclusive jet transverse energy distribution (Ref. 3), the contributions due to the exchange of a spin-3/2 quark resonance and pure QCD predictions used in Ref. 3; solid curve is for $\kappa = 0.13$, $M^* = 100$ GeV and the dashed one for $\kappa = 1.0$, $M^* = 400$ GeV.

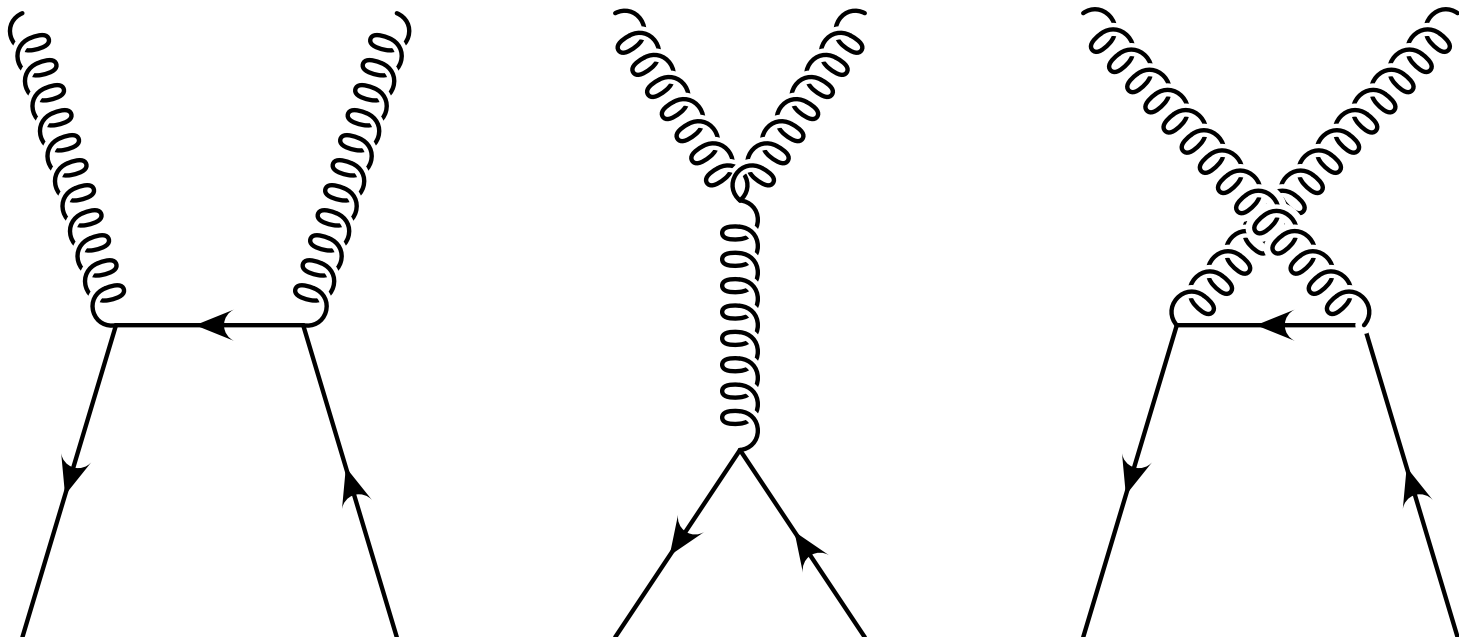


Figure 1

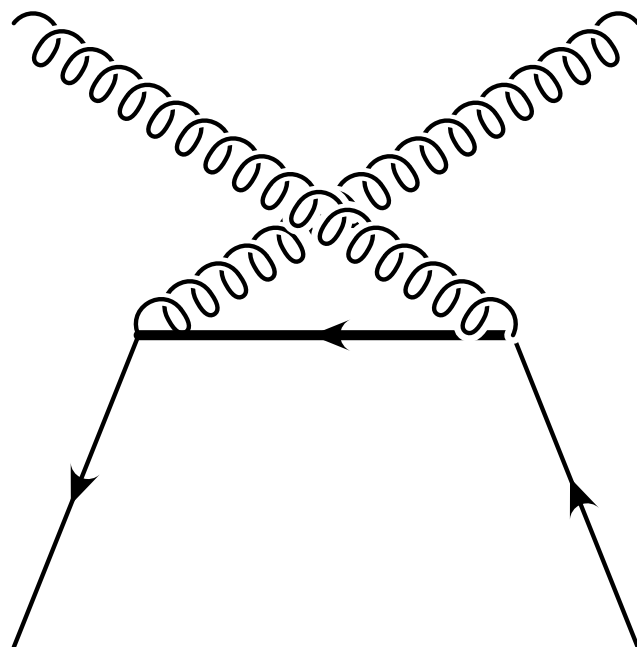
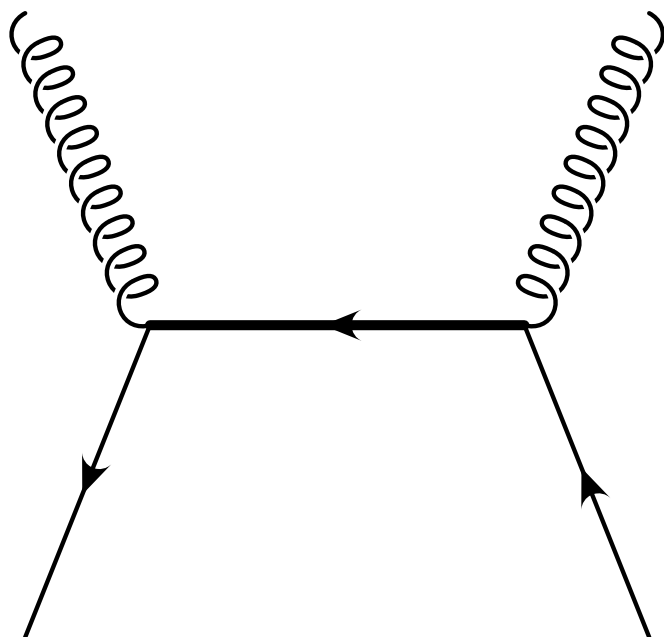


Figure 2

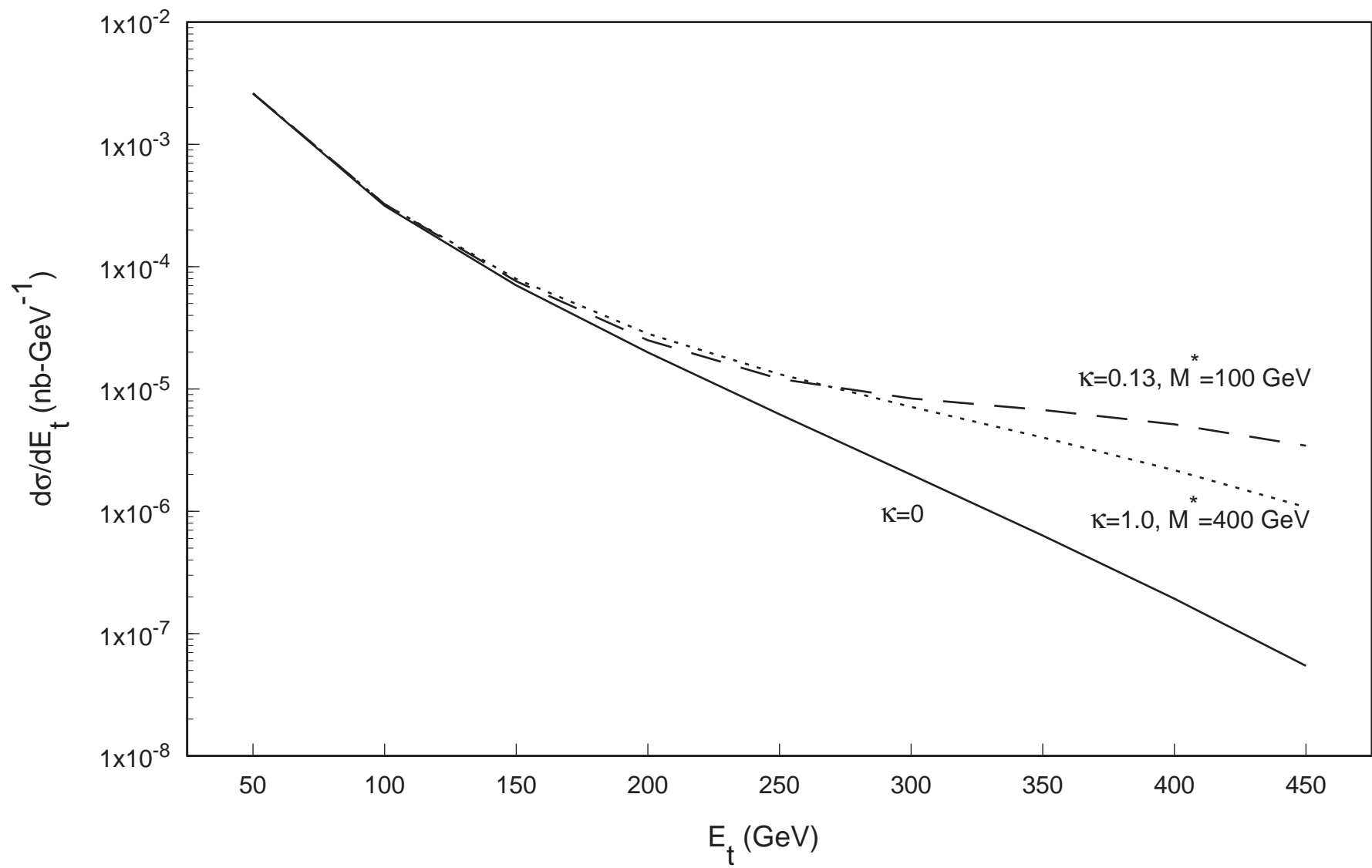


Figure 3

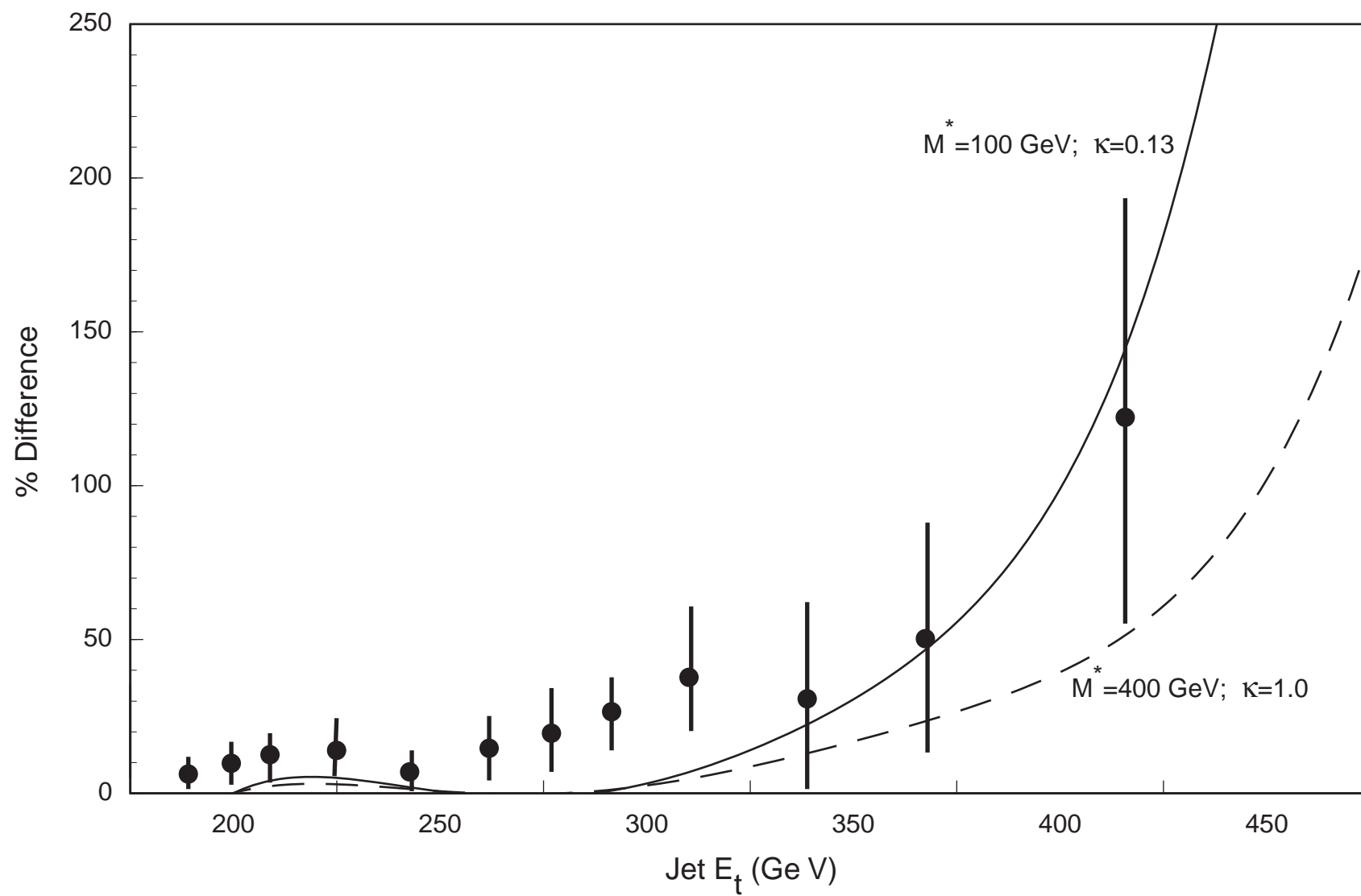


Figure 4