

The Equivalence Theorem for the Heavy-Higgs Standard Model and the Gauged Nonlinear σ -Model

Carsten Grosse-Knetter*

Universität Bielefeld
Fakultät für Physik
Postfach 10 01 31
33501 Bielefeld
Germany

BI-TP 94/25
hep-ph/9405412
May 1994

Abstract

The equivalence theorem states that the leading part of the amplitude for a process with external longitudinally polarized vector bosons is given by the amplitude in which the longitudinal vector bosons are replaced by the corresponding pseudo-Goldstone bosons. The validity of this theorem within the standard model with a heavy Higgs boson and within the gauged nonlinear σ -model (in which the Higgs boson is absent) is shown. Furthermore it is examined to what extent also internal lines other than scalar lines can be neglected. A simple power-counting method is developed which determines the leading diagrams for a given process at an arbitrary loop order. This method is also applied to effective Lagrangians with additional nonstandard interaction terms of higher dimension (chiral Lagrangians).

*E-Mail: knetter@physw.uni-bielefeld.de

1 Introduction

The equivalence theorem (ET) [1, 2, 3, 4, 5] simplifies calculations of S -matrix elements for scattering processes with external longitudinally polarized massive vector bosons at high energies ($E \gg M_W$). This theorem states that the leading part of the amplitude for such a process is equal to the amplitude in which the longitudinally polarized vector bosons are replaced by the corresponding unphysical Goldstone bosons (calculated within the R_ξ gauge). After the ET has been applied, the resulting expressions are easier to handle because Feynman diagrams with external scalar fields have a simpler structure and no gauge cancellations occur when summing up the single Feynman diagrams.

The most important fields of application of the ET are the standard model for the case that the Higgs boson is very heavy ($M_H \gg M_W$) (heavy-Higgs Standard model, HHSM) and the gauged nonlinear σ -model (GNLSM) [6, 7], which is the formal limit $M_H \rightarrow \infty$ of the standard model. In these cases the self interactions of the (physical and unphysical) scalar fields become strong and thus, due to the ET, the interactions among the longitudinal vector bosons are strong [2, 3, 8, 9, 10, 11, 12]. Scattering of longitudinal vector bosons ($V_L V_L \rightarrow V_L V_L$) is the phenomenologically most interesting process with respect to investigations of the physics of a strongly interacting scalar sector in future experiments like LHC.

However it should be noted that the proofs of the ET in [3, 4] are only valid for the standard model with a light Higgs boson ($E \gg M_H$); they do not directly apply to the HHSM or the GNLSM. To illustrate this, I briefly scetch the essential steps of the proof:

1. First the BRS invariance of the quantized Lagrangian is used in order to derive the identity [4]

$$\langle A | T(F_{a_1} \cdots F_{a_n}) | B \rangle = 0 \quad (1.1)$$

with $|A\rangle$, $|B\rangle$ being physical states and with the R_ξ gauge-fixing conditions being $F_{a_i} = 0$. This identity is a consequence of BRS invariance alone and thus it is valid in each gauge theory, i.e., it holds for theories with a light Higgs boson, with a heavy Higgs boson and without a Higgs boson like the GNLSM; it even holds for Lagrangians with additional effective interaction terms of higher dimension [13, 14, 15].

2. The identity (1.1) implies the relation [3, 5]

$$\begin{aligned} & \mathcal{M}(V_{L,1} \dots V_{L,N_1} A \rightarrow V_{L,1} \dots V_{L,N_2} B) \\ &= \sum_{M_1=0}^{N_1} \sum_{M_2=0}^{N_2} i^{M_1} (-i)^{M_2} [\mathcal{M}(\varphi_1 \dots \varphi_{M_1} v_{M_1+1} \dots v_{N_1} A \rightarrow \varphi_1 \dots \varphi_{M_2} v_{M_2+1} \dots v_{N_2} B) \\ & \quad + \text{permutations of the } \varphi \text{ s and } v \text{ s}], \end{aligned} \quad (1.2)$$

which expresses the amplitude \mathcal{M} for a scattering process with external longitudinal vector bosons V_L (A and B denote the other in- or outgoing particles) as the sum of all amplitudes in which each longitudinal vector boson is either replaced by the corresponding pseudo-Goldstone boson φ or its polarization vector ϵ_L by the nonleading part

$$v^\mu = \epsilon_L^\mu - \frac{P^\mu}{M}. \quad (1.3)$$

Also (1.2) is of general validity; I will call it the generalized equivalence theorem (GET).

3. Finally, the fact that the amplitudes in the standard model do not increase with increasing energy E for $E \gg M_H$ is used in order to show that all amplitudes on the r.h.s. of (1.2) which have external vs behave at most as $O(E^{-1})$ at high energies. The only $O(E^0)$ contribution comes from the amplitude in which *all* V_Ls are replaced by φs [3, 5]. This is the statement of the ET in this case.

It is obvious that the third step of the proof does not apply to the HHSM or the GNLSM, where the S -matrix elements increase with increasing energy. Furthermore, the ET, as proven in [3, 4] only states that *external* longitudinal vector bosons can be replaced by scalars, it makes no statement about *internal* lines. In order to argue that the interactions of longitudinal vector bosons in the HHSM or in the GNLSM can be derived from the scalar sector of these models, one has to show that only diagrams with all external *and* internal lines being scalar lines contribute to the leading part of the amplitude.

However all considerations about the validity (or invalidity) of the ET within a specific theory can be based on the GET (1.2) [5, 15] because this is valid in every gauge theory. In this paper I will develop a simple power-counting method with that one can easily determine which of the diagrams corresponding to the r.h.s. of (1.2) for a given process at a given loop order contribute to the leading part of the amplitude; i.e. to that part in which the sum of the powers of the total energy E and of the Higgs mass¹ M_H is maximum. I will apply this method to the HHSM and to the GNLSM with the result that the leading contribution to all S -matrix elements (except for those that decrease with increasing energy) stems from diagrams in which all external V_Ls are replaced by φs ; i.e. the ET is valid in this case. Furthermore, for processes with all external particles being longitudinal vectors, the leading diagrams are those in which all lines, external and internal ones, are scalar lines, i.e. there are even no contributions from internal vectors, fermions or ghosts (at an arbitrary loop order).

The latter result can easily be visualized by an intuitive argument. (Actually, it has already frequently been used in the literature [2, 3, 8, 9, 10, 11, 12].) The scalar self interactions in the HHSM and in the GNLSM are strong (in the the first case they are $O(M_H^2/M_W^2)$ in the second case they are $O(P_i^\mu P_j^\nu/M_W^2)$). All diagrams on the r.h.s. of (1.2) which have internal vector lines or external vs have couplings of ordinary electroweak strength; but those with exclusively scalar lines have only strong couplings and thus are the leading ones. The power-counting method described in this article puts this intuitive argument in a rigorous form.

This power-counting method is an extension of the one developed by H. Veltman in [5] for the HHSM. The difference between the present article and [5] is that in [5] internal vector, fermion and ghost lines are neglected from the beginning (which is correct in the most interesting case, as mentioned above), while I consider first all types of internal lines and then, based of the results of the power counting, I examine to what extent diagrams with internal lines other than scalar lines can be neglected in the leading order.

Furthermore I extend the power-counting method to the GNLSM. Although this is formally constructed as the limit $M_H \rightarrow \infty$ of the standard model [7], S -matrix elements calculated within the HHSM and the GNLSM only agree at the tree level but not at higher

¹In the Higgs-less and nonrenormalizable GNLSM one has to count powers of E and of the cut-off Λ .

orders of the perturbation theory² [12, 16], and thus the latter has to be treated separately. It turns out, however, that the results concerning the validity of the ET are the same in both cases.

As an example, I will apply the GET (1.2) and the power-counting method to vector-boson scattering $VV \rightarrow VV$ with arbitrary polarization states. As mentioned, for all four V s being longitudinal the leading contribution comes from diagrams with only (external and internal) scalar lines. But also in the other cases one finds interesting results. If there are two transversal and two longitudinal V s, the ET is also valid but there are contributions from diagrams with internal vector lines. However all lines in loops are scalars. For four transversal V s, there are leading one-loop contributions from diagrams with vector, fermion and ghost lines in the loop, but at higher loop orders again diagrams with only scalar lines in the loops are dominating.

I also apply the power-counting method to the standard model with a light Higgs boson in order to point out the differences to the heavy-Higgs case and to give another illustration of this method. This yields an alternative derivation of the ET for this case.

Finally, I apply this method to effective Lagrangians with additional anomalous interaction terms of higher dimension. At the tree level the validity of the ET within such models has been examined in [15], here I extend the results of [15] to arbitrary loop orders. It turns out that for effective Lagrangians which contain strong couplings among the scalar fields the ET is valid, however, that for Lagrangians with strong couplings between the scalar and vector fields or among the vector fields this theorem fails. Some specific examples will be discussed. However in any case the calculations become simplified by applying the GET (1.2) and the power-counting method.

This article is organized as follows: In Section 2 the power-counting method based on the generalized equivalence theorem (1.2) is described within the heavy-Higgs standard model. A simple formula is derived with which the leading diagrams for a given process at an arbitrary loop order can be determined. In Section 3 the same is done within the gauged nonlinear σ -model. In Section 4 this formula is applied to vector boson scattering. The validity of the equivalence theorem is shown. In Section 5 the power-counting method is applied to the light-Higgs standard model and in Section 6 to effective Lagrangians. The validity or invalidity of the equivalence theorem within several effective theories is discussed. Section 7 contains the summary.

2 The Heavy-Higgs Standard model

In this section I consider the heavy-Higgs standard model at high energies, i.e. the case

$$M_H, E \gg M_W, M_{f,i}, \quad (2.1)$$

where E , M_H , M_W and $M_{f,i}$ are the total energy, the Higgs mass, the gauge boson mass and the fermion masses respectively. The leading parts of the L -loop amplitude for a given process are those terms in which N , defined as

$$N = \text{power of } M_H + \text{power of } E, \quad (2.2)$$

²In order to carry out calculations beyond the tree-level in a nonrenormalizable theory like the GNLSM, one has to introduce a cut-off Λ . It turns out that S -matrix elements calculated in the HHSM and the GNLSM do *not* correspond to each other after the replacement $\Lambda \rightarrow M_H$ [12, 16].

becomes maximum. In order to calculate this leading contribution with help of the GET (1.2) one has to proceed as follows:

1. Apply the GET (1.2), which expresses the S -matrix element for the process as the sum of all amplitudes in which each external V_L is either replaced by an unphysical Goldstone boson or its polarization vector ϵ_L by the nonleading part v (1.3).
2. Construct all Feynman diagrams that correspond to these amplitudes at L -loop order (in the R_ξ gauge).
3. Determine for each diagram the maximum N (2.2) to which it contributes.
4. Determine the leading diagrams, viz. those for which N is maximum.
5. Calculate these Feynman diagrams.

In this section I will discuss item 3. I will apply power counting in order to derive a simple formula for the N of the leading contribution of a given diagram. As mentioned, this procedure is an extension of the power-counting method developed in [5]. The determination of the leading diagrams (item 4) will be discussed in section 4.

Consider one single Feynman diagram at L -loop order with E external lines, I internal lines and V vertices. E_i , I_i or V_i denote the number of lines or vertices of a specific type, where a subscript ϕ stands for a scalar (both a Higgs and a pseudo-Goldstone scalar) and V , f and g stand for a vector, an (anti)fermion and an (anti)ghost, respectively. (E.g. I_f is the number of internal fermion lines and $V_{VV\phi}$ is the number of vector-vector-Higgs and of vector-vector-Goldstone vertices.) E_v is the number of external longitudinal vectors whose polarization vectors are replaced by vs (1.3). Furthermore I define

$$\begin{aligned}
V_\phi &= V_{\phi\phi\phi} + V_{\phi\phi\phi\phi} \\
V_d &= V_{V\phi\phi} + V_{VVV} + V_{Vgg}, \\
V_f &= V_{ff\phi} + V_{ffV}, \\
V_0 &= V - V_\phi - V_d - V_f,
\end{aligned} \tag{2.3}$$

which denote the numbers of scalar self-couplings, derivative couplings, fermionic couplings and of the remaining vertices respectively, and

$$I_0 = I - I_f = I_V + I_\phi + I_g. \tag{2.4}$$

Counting powers of E from external lines and powers of M_H from the vertex factors one finds for the contribution \mathcal{M}_i of this diagram to the S -matrix element

$$\mathcal{M}_i = c E^{\frac{1}{2}E_f - E_v} M_H^{2V_\phi} I_F, \tag{2.5}$$

where c is a constant and I_F is the part of the Feynman integral

$$\int d^4P_1 \cdots d^4P_L \frac{P_1 \cdots P_{V_d}}{(P_1^2 - M_1^2) \cdots (P_{I_0}^2 - M_{I_0}^2) (\not{P}_{I_0+1} - M_{I_0+1}) \cdots (\not{P}_I - M_I)} \tag{2.6}$$

that remains after renormalization. (Lorentz indices are not explicitly written here because they are unimportant for the power counting.) The P_i are the internal particles' momenta and the M_i are their masses. The leading part of I_F has the form

$$I_F = a_0 M_H^D + a_1 M_H^{D-2} E^2 + a_2 M_H^{D-4} E^4 + \dots \quad (2.7)$$

where D is the dimension of I_F . The coefficients a_i may depend on logarithms of M_H or of E but not on powers. Due to the screening theorem some of them may be zero or cancel when summing the contributions of the single diagrams [9, 16, 17]. However this does not affect the power counting since I count powers of M_H and of E simultaneously and thus each term in (2.7) contributes to the same N (2.2). The dimension of I_F can be read from (2.6)

$$\begin{aligned} D &= 4L + V_d - 2I_0 - I_f \\ &= 4L + V_d - 2I + I_f. \end{aligned} \quad (2.8)$$

This, together with (2.5) and (2.7) yields

$$\begin{aligned} N &= D + 2V_\phi + \frac{1}{2}E_f - E_v \\ &= 4L + 2V_\phi + V_d - 2I + I_f + \frac{1}{2}E_f - E_v. \end{aligned} \quad (2.9)$$

With

$$L = I - V + 1 \quad (2.10)$$

one obtains

$$\begin{aligned} N &= 2L + 2 - 2V + 2V_\phi + V_d + I_f + \frac{1}{2}E_f - E_v \\ &= 2L + 2 - V_d - 2V_0 - 2V_f + I_f + \frac{1}{2}E_f - E_v. \end{aligned} \quad (2.11)$$

Using

$$\frac{1}{2}E_f + I_f = V_f \quad (2.12)$$

one finally finds

$$N = 2L + 2 - M \quad \text{with} \quad M = V_d + 2V_0 + V_f + E_v. \quad (2.13)$$

This formula gives the N (2.2) of the leading part of each diagram contributing at L -loop order to the r.h.s. of (1.2) as a function of the number of external vs and of the number of the different types of vertices. In Section 4 I will demonstrate how the leading diagrams for a given process can easily be determined from (2.13).

3 The Gauged Nonlinear σ -Model

In this section I proceed analogously to the last one, however I consider the gauged nonlinear σ -model. In this model the spontaneous breakdown of the gauge symmetry is nonlinearly

realized, such that no physical Higgs boson exists. There are only three unphysical pseudo-Goldstone bosons and nonpolynomial interactions of these with each other and with the vector bosons, fermions and ghosts [6, 7]. This model represents an alternative way to parametrize a strongly interacting scalar-sector.

Since the GNLSM is nonrenormalizable, one has to introduce a cut-off Λ so that S -matrix elements calculated beyond the tree-approximation become finite³ [7]. Thus the GNLSM has to be interpreted as an effective theory which is the low-energy approximation of unknown new physics at the TEV scale. Usually the cut-off Λ is assumed to be the scale of the new physics.

I consider the GNLSM at high energies, i.e. the case

$$\Lambda > E \gg M_W, M_{f,i}. \quad (3.1)$$

The leading diagrams in this case are those for which

$$N = \text{power of } \Lambda + \text{power of } E, \quad (3.2)$$

is maximum.

Because of the nonpolynomial structure of the GNLSM Lagrangian, there are vertices with an arbitrary number of legs. In addition to the Yang-Mills, vector-fermion and vector-ghost couplings there are $VV\phi^N$ ($N \geq 1$), $ff\phi^N$ ($N \geq 1$) and $gg\phi^N$ ($N \geq 1$) couplings without derivatives, $V\phi^N$ ($N \geq 2$) couplings with one derivative and ϕ^{2N} ($N \geq 2$) couplings with two derivatives. It turns out that in spite of these nonpolynomial couplings the power-counting method of the last section can easily be applied to the GNLSM.

I consider again a Feynman diagram at L -loop order and define, in analogy to (2.3),

$$\begin{aligned} V_\phi &= \sum_{N=2}^{\infty} V_{\phi^{2N}}, \\ V_d &= \sum_{N=2}^{\infty} V_{V\phi^N} + V_{VVV} + V_{Vgg}, \\ V_f &= \sum_{N=1}^{\infty} V_{ff\phi^N} + V_{ffV}, \\ V_0 &= V - V_\phi - V_d - V_f. \end{aligned} \quad (3.3)$$

The contribution of the diagram to the amplitude has the form

$$\mathcal{M}_i = cE^{\frac{1}{2}E_f - E_v} I_F, \quad (3.4)$$

the Feynman integral is

$$\int d^4P_1 \cdots d^4P_L \frac{P_1 \cdots P_{V_d} P_{V_d+1} \cdots P_{V_d+2V_\phi}}{(P_1^2 - M_1^2) \cdots (P_{I_0}^2 - M_{I_0}^2) (\not{P}_{I_0+1} - M_{I_0+1}) \cdots (\not{P}_I - M_I)} \quad (3.5)$$

and the leading part of I_F can be written as

$$I_F = a_0 \Lambda^D + a_1 \Lambda^{D-2} E^2 + a_2 \Lambda^{D-4} E^4 + \cdots \quad (3.6)$$

³Usually one applies dimensional regularization in order to calculate Feynman integrals and then identifies terms with poles at space-time dimension $D = 4$ as being logarithmically cut-off dependent, terms with poles at $D = 2$ as being quadratically cut-off dependent, etc. [7, 16].

(The coefficients a_i are in general different from those found in the HHSM (2.7) [12, 16].) The dimension D of I_F follows from (3.5)

$$\begin{aligned} D &= 4L + 2V_\phi + V_d - 2I_0 - I_f \\ &= 4L + 2V_\phi + V_d - 2I + I_f. \end{aligned} \quad (3.7)$$

Thus one finds

$$\begin{aligned} N &= D + \frac{1}{2}E_f - E_v \\ &= 4L + 2V_\phi + V_d - 2I + I_f + \frac{1}{2}E_f - E_v, \end{aligned} \quad (3.8)$$

which is identical with (2.9). Now one can proceed as in the previous section and obtains (2.13) as the final result.

Thus, although the vertices in the GNLSM have a different structure than those in the HHSM, one finally ends up with the same formula for N . The only difference is that N is defined as (3.2) instead of (2.2). Because of this result the determination of the leading diagrams and the derivation of the ET can now be done simultaneously for the HHSM and the GNLSM.

4 Determination of the Leading Diagrams

Now I discuss item 4 of the program outlined at the begin of Section 2. Having constructed all Feynman diagrams that correspond at L -loop order to the r.h.s. of (1.2) for a given process, one has to determine those diagrams, for which N (2.13) is maximum, i.e. those for which M is minimum. In order to obtain the leading contributions it is then sufficient to calculate only these diagrams. As mentioned, this discussion applies to both the HHSM and the GNLSM.

For processes with all external particles being longitudinal vector bosons, e.g. $V_L V_L \rightarrow V_L V_L$, those diagrams contributing to the r.h.s. of (1.2) in which all (external and internal) lines are scalar lines have

$$V_d = V_0 = V_f = E_v = 0 \quad (4.1)$$

and thus

$$M = 0, \quad N = 2L + 2, \quad (4.2)$$

while for diagrams with external vs or with internal vector, fermion or ghost lines one finds $M > 0$, $N < 2L + 2$; i.e. these are nonleading. This means, for these processes the ET is valid and, even more, the interactions of the longitudinally polarized vector bosons in the HHSM or in the GNLSM follow from the scalar self-interactions in these models.

With help of Eq. (2.13) one can also determine the leading contribution to processes with external transversal vector bosons V_T or fermions, although then diagrams which fulfil (4.1) cannot be constructed. As an example let me discuss the process $VV \rightarrow VV$ with all possible polarizations of the V s. (The theoretically most interesting contribution comes of course from $V_L V_L \rightarrow V_L V_L$ but vector-boson scattering with some or all in- and outgoing V s being transversal yields a background to this process and thus is phenomenologically important, too.)

- If there is one external V_T and three V_L s, the V_T can be coupled by one derivative coupling to the scalar field. These diagrams have $V_d = 1$, $V_0 = V_f = E_v = 0$ and thus

$$M = 1, \quad N = 2L + 1. \quad (4.3)$$

All other diagrams have a smaller N . I.e., like in the case of four longitudinal V s, only diagrams with all external V_L s being replaced by φ s and with only internal scalar lines contribute in the leading order.

- If there are two longitudinal and two transversal V s, in the leading diagrams each of the V_T s is either separately coupled by a derivative coupling to the scalar fields ($V_d = 2$, $V_0 = V_f = E_v = 0$, e.g. Figure 1a) or both are coupled by one vertex to the scalar fields ($V_0 = 1$, $V_d = V_f = E_v = 0$, e.g. Figure 1b) or by one vertex to an internal vector line, which couples by a derivative coupling to the scalar fields ($V_d = 2$, $V_0 = V_f = E_v = 0$, e.g. Figure 1c). In all cases one finds

$$M = 2, \quad N = 2L. \quad (4.4)$$

Diagrams with external v s are nonleading but there are leading diagrams with internal vector lines at an arbitrary loop order (Figures 1c and 1d). However there are no leading diagrams with internal V lines *in loops*.

- If there are three transversal and one longitudinal external V , one finds by a similar argumentation that the leading diagrams have

$$M = 3, \quad N = 2L - 1 \quad (4.5)$$

with either $V_d = 3$, $V_0 = V_f = E_v = 0$ or $V_0 = 1$, $V_d = 1$, $V_f = E_v = 0$. There are leading contributions from diagrams with internal V s but without V -lines in loops. At the tree-level there are in addition leading diagrams in which the V_L is replaced by a v ($E_v = 1$, $V_d = 2$, $V_0 = V_f = 0$, Figure 2a, or $E_v = 1$, $V_0 = 1$, $V_d = V_f = 0$, Figure 2b) but for $L \geq 1$ the V_L has always to be replaced by a φ in the leading order.

- For $V_T V_T \rightarrow V_T V_T$ one finds for $L \geq 1$

$$M = 4, \quad N = 2L - 2. \quad (4.6)$$

(At the tree level ($L = 0$) one has $M = 2$, $N = 0$ with the leading diagrams corresponding to Figure 2 with a V_T instead of the v .) At the one-loop level there are leading diagrams with internal vector, fermion or ghost lines even in the loop (Figure 3a) but for $L \geq 2$ internal V lines may only occur outside the loop; in the loops there are only scalar lines (Figure 3b). I.e. even for this process without external longitudinal vectors, calculations become simplified because of the strongly interacting scalar sector at two and higher loop orders.

In summary one finds that for all amplitudes with $N > 0$ in the leading diagrams all V_L s are replaced by φ s; i.e. the ET is valid.

As an example for a process with external fermions, I consider $f\bar{f} \rightarrow V_L V_L$. There are diagrams with $V_f = 1$, $V_d = V_0 = E_v = 0$ and thus $M = 1$, $N = 2L + 1$, however these have a

scalar-fermion coupling and thus are suppressed if f is a light fermion. The leading diagrams in this case have one internal vector line coupled to the fermion fields and to the scalar fields but no vector or fermion lines in loops ($V_d = V_f = 1$, $V_0 = E_v = 0$, $M = 2$, $N = 2L$).

Finally I want to discuss the following points:

- Before doing power counting one necessarily has to apply the GET (1.2) because otherwise cancellations take place when summing up the single diagrams with external longitudinal vector bosons. After (1.2) has been applied, all external V_L s are replaced by φ s or by vs and no more cancellations occur. For instance, for $V_L V_L \rightarrow V_L V_L$ the single tree-level diagrams with external V_L s have $N = 4$ but the resulting amplitude has only $N = 2$. However, the diagrams contributing to the r.h.s of (1.2) for $L = 0$ have at most $N = 2$ separately (see above).
- N (2.2) denotes the *sum* of the powers of E and of M_H because both E and M_H are assumed to be large in comparison to M_W and the $M_{f,i}$. The results of this section apply thus to both cases, $M_H \geq E$ and $E \geq M_H$ as long as (2.1) is fulfilled.
- One could be tempted to count only powers of M_H (or of Λ in the GNLSM) because the largest powers of M_H are dominating for $M_H > E \gg M_W, M_{f,i}$. However, the leading power of M_H *alone* cannot be determined by power counting, because, due to the screening theorem [9, 16, 17], this cancels or becomes absorbed by renormalization. For example, by power counting one would expect an M_H^2 dependence of the $V_L V_L \rightarrow V_L V_L$ amplitude at the tree level and an M_H^4 dependence at the one-loop level, but the amplitude behaves as M_H^0 for $L = 0$ and as $\ln(M_H)$ for $L = 1$ [9]. However simultaneous counting of powers of E and of M_H yields $N = 2L + 2$ (4.2) for this case and actually the leading terms are proportional to E^2 at the tree level and to E^4 at the one loop level. Thus, this power counting method can only be used in order to determine the diagrams which are leading in M_H (or Λ) *and* in E but not to disentangle contributions with large powers of M_H from those with large powers of E . It is obvious from the above procedure that this is sufficient to derive the equivalence theorem for the HHSM or the GNLSM.
- Eq. (2.13) may also be used in order to determine the next-to-leading contributions to a given process, if one is interested in these.
- The leading part of an S -matrix element has the structure

$$c_0 M_H^N + c_1 M_H^{N-2} E^2 + c_2 M_H^{N-4} E^4 + \dots \quad (4.7)$$

(in the GNLSM one has to replace M_H by Λ), while the next-to leading part has the form

$$\sum_i m_i^2 (d_{0,i} M_H^{N-2} + d_{1,i} M_H^{N-4} E^2 + \dots) \quad (4.8)$$

with m_i being M_W or $M_{f,i}$. Due to the screening theorem some of the c_n in (4.7) may vanish. To ensure that nevertheless the contribution of (4.7) is much larger than that of (4.8), in addition to (2.1) the condition

$$\frac{M_H}{E} \ll \frac{E}{M_W}, \frac{E}{M_{f,i}} \quad (4.9)$$

(for $M_H \geq E$ and for the GNLSM with $M_H \rightarrow \Lambda$) or

$$\frac{E}{M_H} \ll \frac{M_H}{M_W}, \frac{M_H}{M_{f,i}} \quad (4.10)$$

(for $E \geq M_H$) has to be fulfilled. This is a realistic assumption for investigations of vector-boson scattering within the strongly-interacting-Higgs scenario [2, 3, 8, 9, 10, 11, 12], where one assumes that the total energy E is already close to the scale of the new physics which corresponds to Λ or to M_H .

- If one applies the GET (1.2) beyond the tree level, correction factors stemming from the renormalization of external lines have to be considered for each V_L which is replaced by a φ [13, 14, 18]. The correct form of (1.2) is thus

$$\begin{aligned} & \mathcal{M}(V_{L,1} \dots V_{L,N_1} A \rightarrow V_{L,1} \dots V_{L,N_2} B) \\ &= \sum_{M_1=0}^{N_1} \sum_{M_2=0}^{N_2} (iC)^{M_1} (-iC)^{M_2} [\mathcal{M}(\varphi_1 \dots \varphi_{M_1} v_{M_1+1} \dots v_{N_1} A \rightarrow \varphi_1 \dots \varphi_{M_2} v_{M_2+1} \dots v_{N_2} B) \\ & \quad + \text{permutations of the } \varphi\text{s and } v\text{s}], \end{aligned} \quad (4.11)$$

with the C s being the correction factors. However, it has been shown that a renormalization scheme exists in which the C s (calculated at one-loop order) do not depend on M_H [18] and thus they do not contribute to N (2.2). Therefore, to consider these correction factors to an L -loop diagram means to consider additional loop-corrections to the external lines, i.e. contributions from diagrams with a loop order higher than L but with the same N (2.2). Since in the HHSM and the GNLSM the N of the leading contribution increases with increasing L , these corrections are nonleading effects⁴. Thus, in order to calculate the leading terms, the C s in (4.11) can be neglected⁵ if an adequate renormalization scheme is applied.

5 The Light-Higgs Standard Model

This power-counting method can also be applied to the light-Higgs standard model (LHSM) at high energies, i.e. the case

$$E \gg M_H, M_W, M_{f,i}. \quad (5.1)$$

Here one has to count only powers of E , i.e. the leading diagrams are those for which N , defined as

$$N = \text{Power of } E, \quad (5.2)$$

is maximum. One can now proceed in analogy to the discussion of the HHSM in Section 2. In the LHSM the factor $M_H^{2V_\phi}$ in (2.5) does not contribute to N . Thus in (2.13) one has to subtract $2V_\phi$ and finds

$$N = 2L + 2 - 2V_\phi - V_d - 2V_0 - V_f - E_v. \quad (5.3)$$

⁴Although higher loop contributions to the C s have not been calculated, one should expect that, due to the screening theorem, these also depend on smaller powers of M_H as would be necessary in order to be leading effects.

⁵The situation is different in the light-Higgs standard model, where N (defined as the power of E only in that case) does not grow with L .

Using (2.10) and

$$E + 2I = 3V_3 + 4V_4, \quad (5.4)$$

with V_3 and V_4 being the numbers of vertices with 3 and 4 legs, respectively,

$$\begin{aligned} V_3 &= V_d + V_f + V_{\phi\phi\phi} + V_{VV\phi} + V_{gg\phi}, \\ V_4 &= V_\phi + V_0 - V_{\phi\phi\phi} - V_{VV\phi} - V_{gg\phi}, \end{aligned} \quad (5.5)$$

one finds

$$N = 4 - E - \tilde{M} \quad \text{with} \quad \tilde{M} = V_{\phi\phi\phi} + V_{VV\phi} + V_{gg\phi} + E_v. \quad (5.6)$$

The leading diagrams for a given process are thus those without $\phi\phi\phi$ -, $VV\phi$ - or $gg\phi$ -vertices and without external v lines (if it is possible to construct such diagrams). These have

$$\tilde{M} = 0, \quad N = 4 - E \quad (5.7)$$

at an arbitrary loop-order L , i.e. N does not grow with increasing L unlike in the HHSM. This result shows the validity of the ET in this case and the perturbative unitarity of the LHSM. However, in distinction from the HHSM, there are leading contributions from diagrams with all types of internal lines, i.e. in the LHSM the ET is indeed only a statement about the external lines.

For some processes it is not possible to construct diagrams which fulfil (5.7). For instance for $VV \rightarrow VV$ with one transversal and three longitudinal V s the leading diagrams (at each loop order) contain at least either a $\phi\phi\phi$ -, $VV\phi$ - or $gg\phi$ -vertex (Figure 4a) or an external v line (Figure 4b). These have $\tilde{M} = 1$, $N = -1$. This is not a contradiction to the ET, which is only a statement about the $O(E^0)$ ($N = 0$) contributions [3, 4, 5].

6 Effective Lagrangians

The power counting method described above can also be used in order to simplify the calculation of S -matrix elements within effective theories with Lagrangians of the type

$$\mathcal{L}_{eff} = \mathcal{L}_0 + \sum_i \epsilon_i \mathcal{L}_i, \quad (6.1)$$

where \mathcal{L}_0 is either the standard-model Lagrangian (with a light or a heavy Higgs boson) or the GNLSM Lagrangian and the \mathcal{L}_i are nonstandard interaction terms of higher dimension. These are gauge invariant, too, with the scalar sector being linearly realized in the first case and nonlinearly realized in the second case [7, 19].

Since effective theories are nonrenormalizable, S -matrix elements calculated in higher loop-orders depend on a cut-off Λ . The leading diagrams in the no-Higgs or light-Higgs scenario, are thus those for which N , defined as (3.2), is maximum. In the heavy-Higgs scenario N has to be defined as the sum of the powers of E , M_H and Λ .

In this section I will discuss nonlinear effective Lagrangians without a Higgs boson (chiral Lagrangians) but the discussion can easily be extended to effective Lagrangians with a heavy Higgs boson (for which one finds analogous results) or with a light Higgs boson (for which one finds different results). Furthermore I restrict to Lagrangians which contain only effective interactions of the vector and scalar fields but no anomalous fermionic interactions.

Consider again a given Feynman diagram. Let V_i^ϵ be the number of i -derivative vertices stemming from the nonstandard terms (proportional to ϵ_i) and

$$V^\epsilon = \sum_i V_i^\epsilon \quad (6.2)$$

the number of all nonstandard vertices in this diagram. In analogy to the procedure in Section 3 one finds

$$N = 2L + 2 - M \quad \text{with} \quad M = V_d + 2V_0 + V_f + E_v + \sum_i (2 - i)V_i^\epsilon \quad (6.3)$$

where V_d , V_0 and V_f denote the number of *standard* vertices of a specific type only. (One can see that in this case M may become negative and thus $N > 2L + 2$.) With this formula the leading diagrams for fixed L and V^ϵ within a given effective theory for a given process can be determined.

To give some examples I discuss the leading contributions of some specific effective interaction terms to the process $V_L V_L \rightarrow V_L V_L$. I use the following notation:

$$\begin{aligned} W_\mu &= \frac{1}{2} W_{\mu i} \tau_i, \\ W_{\mu\nu} &= \partial_\mu W_\nu - \partial_\nu W_\mu + ig[W_\mu, W_\nu], \\ B_{\mu\nu} &= \partial_\mu B_\nu - \partial_\nu B_\mu, \\ U &= \exp\left(\frac{i\varphi_i \tau_i}{v}\right), \\ D_\mu U &= \partial_\mu U + igW_\mu U - \frac{i}{2} g' U \tau_3 B_\mu, \end{aligned} \quad (6.4)$$

where $W_{\mu i}$ and B_μ denote the gauge fields, g and g' the coupling constants, v the vacuum expectation value, φ_i the pseudo-Goldstone fields and τ_i the Pauli-matrices. Since the effective couplings are assumed to be small in comparison to the standard couplings, I consider only diagrams with one nonstandard vertex ($V^\epsilon = 1$); however this power-counting method applies to arbitrary V^ϵ .

- The effective terms

$$\begin{aligned} \mathcal{L}'_{DD1} &= -\frac{1}{16} \text{tr} [(D_\mu U)^\dagger (D_\nu U)] \text{tr} [(D^\mu U)^\dagger (D^\nu U)], \\ \mathcal{L}'_{DD2} &= -\frac{1}{16} \text{tr} [(D_\mu U)^\dagger (D^\mu U)] \text{tr} [(D_\nu U)^\dagger (D^\nu U)] \end{aligned} \quad (6.5)$$

contain scalar self-interactions (of at least four scalars) with four derivatives, vector-scalar interactions with less than four derivatives and four-vector couplings without derivatives. Their leading contributions (for $V^\epsilon = 1$) at an arbitrary loop order stem from diagrams with only scalars as external or internal lines and one nonstandard scalar self-coupling ($V_4^\epsilon = 1$, $V_d = V_0 = V_f = E_v = 0$). These have $M = -2$, $N = 2L + 4$. I.e., the ET is valid in this model and, even more, the interactions of the longitudinal vector bosons correspond to the scalar self interactions in the effective theory. This result has already been used in [11].

- The terms

$$\begin{aligned}\mathcal{L}_{W\phi} &= \frac{1}{2}i \operatorname{tr} [(D_\mu U)^\dagger W^{\mu\nu} (D_\nu U)], \\ \mathcal{L}_{B\phi} &= -\frac{1}{4}i \operatorname{tr} [\tau_3 (D_\mu U)^\dagger (D_\nu U)] B^{\mu\nu}\end{aligned}\tag{6.6}$$

contain vector-scalar couplings and vector self-interactions. The couplings of one or two vectors to the scalars contain three or two derivatives respectively. The leading diagrams are thus those with one vector line which couples by a three-derivative vertex to the scalar fields. This may either be an internal line ($V_3^\epsilon = 1$, $V_d = 1$, $V_0 = V_f = E_v = 0$, Figure 5a) or an external v ($V_3^\epsilon = 1$, $E_v = 1$, $V_d = V_0 = V_f = 0$, Figure 5b). In addition there are diagrams with $V_2^\epsilon = 1$, $V_d = V_0 = V_f = E_v = 0$. All these diagrams have $M = 0$, $N = 2L + 2$. I.e., the ET cannot be applied in order to determine the leading contributions of these terms because there are leading diagrams with external vs . Furthermore there are contributions from internal vector lines even in loops (Figure 5a).

- The term

$$\mathcal{L}_W = -\frac{2}{3\Lambda^2}i \operatorname{tr} (W_\mu{}^\nu W_\nu{}^\lambda W_\lambda{}^\mu)\tag{6.7}$$

(quadrupole term) contains vector self-interactions. The three-vector vertices depend on three derivatives. The leading contributions come from diagrams with $V_3^\epsilon = 1$, $V_d + 2V_0 + E_v = 3$, $V_f = 0$ (Figure 6). These have $M = 2$, $N = 2L$. Also in this case the ET is not valid; there are leading diagrams with external vs and with internal vector lines even in loops.

One can see that for the effective terms \mathcal{L}_{DD1} and \mathcal{L}_{DD2} , which contain strong scalar self-interactions, the ET is valid, but it is not valid for the terms $\mathcal{L}_{W\phi}$ and $\mathcal{L}_{B\phi}$ which contain strong vector-scalar interactions and for \mathcal{L}_W which contains strong vector self-interactions.

It should be noted that the contributions of the terms $\mathcal{L}_{W\phi}$, $\mathcal{L}_{B\phi}$ and \mathcal{L}_W to $V_L V_L \rightarrow V_L V_L$ have the same or a smaller N than those of the GNLSM and thus only yield small corrections to the GNLSM amplitude in this process. Actually, they yield larger deviations in vector-boson scattering with two or four external V_Ts [15, 20], which can also be discussed on the basis of eq. (6.3). A complete determination of the diagrams that yield the leading tree-level contributions of the above and several other effective interaction terms to the processes $VV \rightarrow VV$ and $f\bar{f} \rightarrow VV$ with all possible polarizations of the Vs is given in [15].

7 Summary

In this article I have shown the validity of the equivalence theorem (which was originally proven for the light-Higgs standard model) for the case of the standard model with a heavy Higgs boson and for the gauged nonlinear σ -model, which contains no physical Higgs boson. The leading part of the S -matrix element for a scattering process with in- or outgoing longitudinally polarized vector bosons at high energies can be found by replacing the external longitudinal vector bosons by the corresponding pseudo-Goldstone bosons. Even more, for processes with all external particles being longitudinal vectors, the leading diagrams are

those in which also all *internal* lines are scalar lines. This means that the strong interactions among the scalar fields in the heavy-Higgs standard model and in the gauged nonlinear σ -model manifest themselves in the interactions among the longitudinally polarized vector bosons.

This result can easily be made plausible by an intuitive argument and was thus already frequently used in the literature. Here it has been rigorously derived on the basis of the generalized equivalence theorem (1.2) and the power-counting method originating from [5]. The result of this power-counting method is a simple formula which determines the sum of the powers of the total energy E , of the Higgs mass M_H (in models with a heavy Higgs boson) and of the cut-off Λ (in nonrenormalizable theories) for the leading part of the amplitude of each Feynman diagram contributing to the S -matrix element of a given process after the generalized equivalence theorem (1.2) has been applied. With this formula one can easily determine the leading diagrams, i.e. those for whose contribution the above sum is maximum, for any scattering process at an arbitrary loop-order. The generalized equivalence theorem (1.2) and the power counting method can be applied to every gauge theory, even to effective Lagrangians with additional anomalous interaction terms of higher dimension, for which the equivalence theorem is in general not valid.

References

- [1] J.M. Cornwall, D.N. Levin and G. Tiktopoulis, Phys. Rev. **D10**, 1145 (1974);
C.E. Vayonakis, Lett. Nouv. Cim. **17**, 383 (1976)
- [2] B.W. Lee, C. Quigg and H.B. Thacker, Phys. Rev. **D16**, 1519 (1977)
- [3] M.S. Chanowitz and M.K. Gaillard, Nucl. Phys. **B261**, 379 (1985)
- [4] G.J. Gounaris, R. Kögerler and H. Neufeld, Phys. Rev. **D34**, 3257 (1986)
- [5] H. Veltman, Phys. Rev. **D41**, 2294 (1990)
- [6] W.A. Bardeen and K. Shizuya, Phys. Rev. **D18**, 1969 (1978)
- [7] T. Appelquist and C. Bernard, Phys. Rev. **D22**, 200 (1980);
A.C. Loghitano, Nucl. Phys. **B188**, 118 (1981)
- [8] M. Chanowitz, M. Golden and H. Georgi, Phys. Rev. **D36**, 1490 (1987)
- [9] M.J.G. Veltman and F.J. Ynduráin, Nucl. Phys. **B325**, 1 (1989);
S. Dawson and S. Willenbrock, Phys. Rev. **D40**, 2880 (1989)
- [10] O. Cheyette, Nucl. Phys. **B297**, 183 (1988);
O. Cheyette and M.K. Gaillard, Phys. Lett. **B197**, 205 (1987)
- [11] A. Dobado and M.J. Herrero, Phys. Lett. **B228**, 495 (1989);
A. Dobado, M.J. Herrero and J. Terron, Z. Phys. **C50**, 205 (1991);
S. Dawson and G. Valencia, Nucl. Phys. **B352**, 27 (1991);
D. Espriu, M.J. Herrero, Nucl. Phys. **B373**, 117 (1992);

J. Bagger, V. Barger, K. Cheung, J. Gunion, T. Han, G.A. Ladinsky, R. Rosenfeld and C.-P. Yuan, Phys. Rev. **D49**, 1246 (1994)

- [12] H. Veltman and M. Veltman, Acta Phys. Polon. **B22**, 669 (1991)
- [13] A. Dobado and J.R. Pelaez, Stanford Preprint SU-ITP-93-33 (1994), hep-ph/9401202
- [14] H.-J. He, Y.-P. Kuang and X. Li, Tsinghua-Preprint TUIMP-TH-94/56 (1994), hep-ph/9403283
- [15] C. Grosse-Knetter and I. Kuss, Bielefeld Preprint BI-TP 94/10 (1994), hep-ph/9403291
- [16] J. van der Bij and M. Veltman, Nucl. Phys. **B231**, 205 (1984)
- [17] M. Veltman, Acta Phys. Polon. **B8**, 475 (1977);
M.B. Einhorn and J. Wudka, Phys. Rev. **D39**, 2758 (1989)
- [18] Y.-P. Yao and C.-P. Yuan, Phys. Rev. **D38**, 2237 (1988);
J. Bagger and C. Schmidt, Phys. Rev. **D41**, 264 (1990);
H.-J. He, Y.-P. Kuang and X. Li, Phys. Rev. **D49**, 4842 (1994)
- [19] C.N. Leung, S.T. Love and S. Rao, Z. Phys. **C31**, 433 (1988);
W. Buchmüller and D. Wyler, Nucl. Phys. **B268**, 621 (1986)
- [20] I. Kuss, Bielefeld Preprint BI-TP 93/57 (1993), hep-ph/9402258

Figure Captions

Figure 1: Some of the leading diagrams for $VV \rightarrow VV$ with two longitudinal and two transversal V s at tree (a, b, c) and one-loop level (d). The dashed lines denote scalars, the wavy lines vectors.

Figure 2: Some of the leading tree-level diagrams for $VV \rightarrow VV$ with one external V being longitudinal and three being transversal. The wavy line with a dot stands for an external v line (1.3).

Figure 3: Some leading diagrams for $V_TV_T \rightarrow V_TV_T$ at one- (a) and two-loop level (b). Instead of the vector loop in (a) there may also be a fermion or ghost loop.

Figure 4: Some leading diagrams for $VV \rightarrow VV$ with one transversal and three longitudinal V s in the LHSM.

Figure 5: Some of the tree level and one-loop diagrams which contain the leading contribution of the terms $\mathcal{L}_{W\phi}$ and $\mathcal{L}_{B\phi}$ (6.6) to the process $V_L V_L \rightarrow V_L V_L$. The vertex with the dot is a nonstandard vertex, the others are standard ones.

Figure 6: Same as Figure 5 for the term \mathcal{L}_W (6.7).

This figure "fig1-1.png" is available in "png" format from:

<http://arxiv.org/ps/hep-ph/9405412v1>

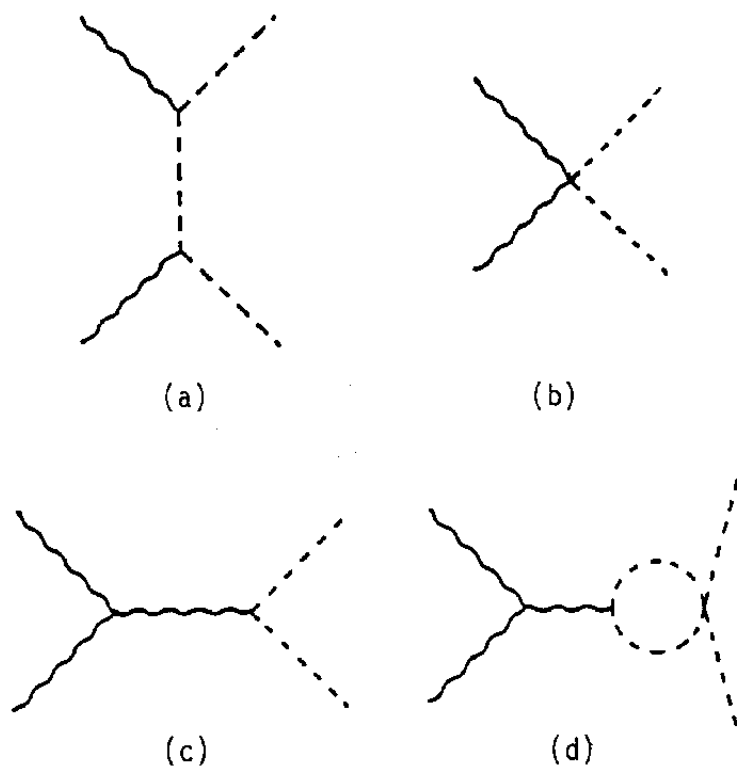


Figure 1




Figure 2

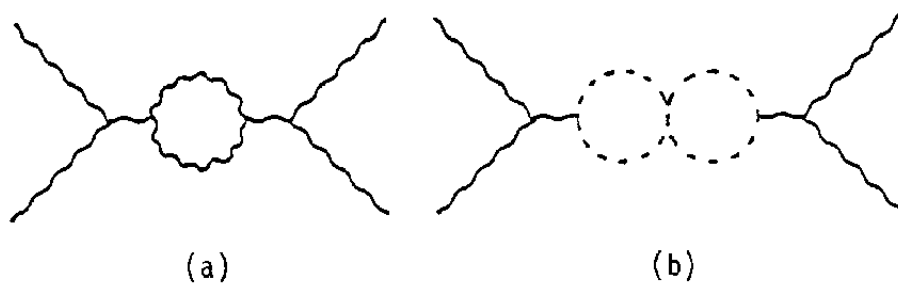


Figure 3

This figure "fig1-2.png" is available in "png" format from:

<http://arxiv.org/ps/hep-ph/9405412v1>

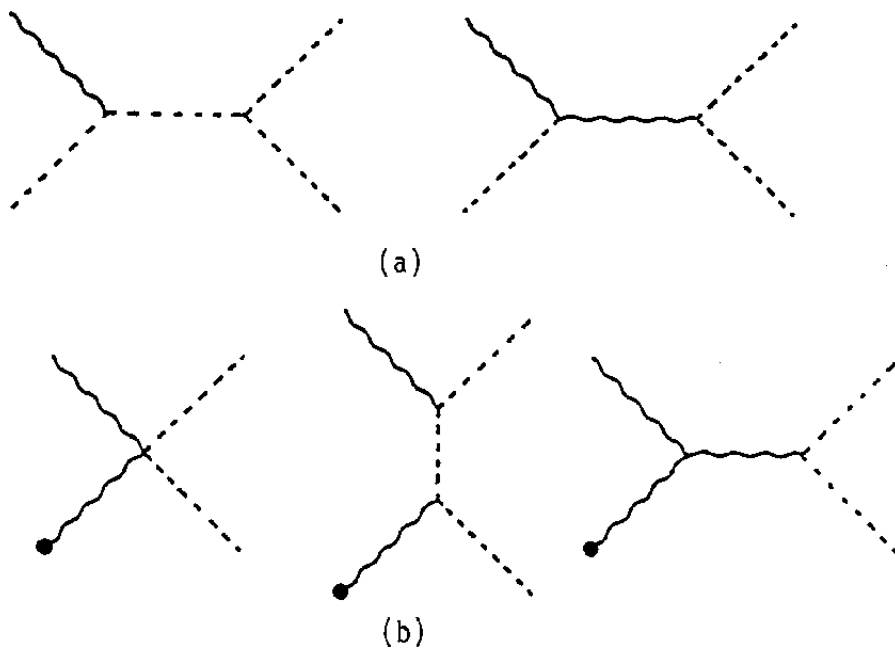


Figure 4

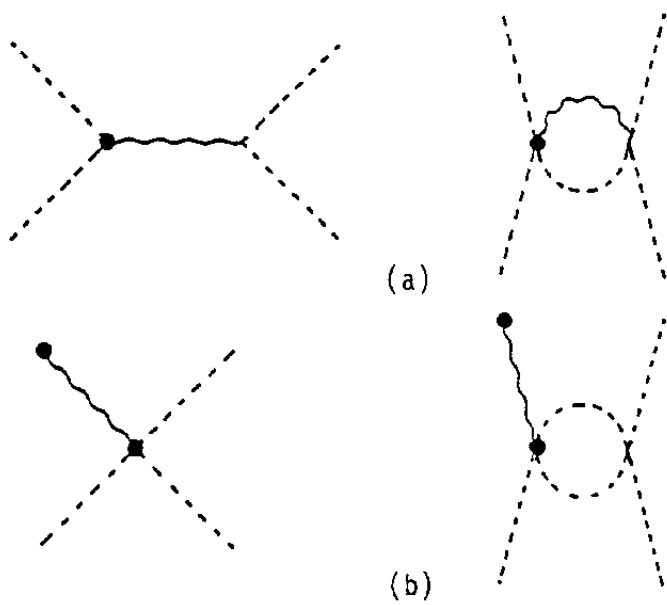


Figure 5

This figure "fig1-3.png" is available in "png" format from:

<http://arxiv.org/ps/hep-ph/9405412v1>

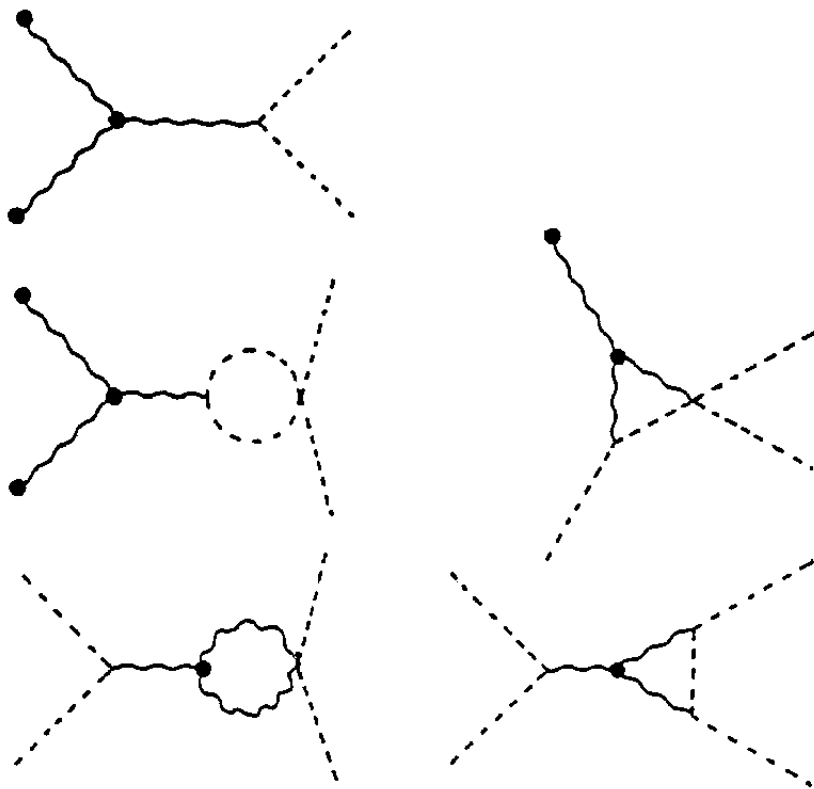


Figure 6