

# New Hadron States

Shi-Lin Zhu\*

*Department of Physics, Peking University, Beijing 100871, China*

(Dated: November 26, 2024)

The past four years has witnessed the renaissance of the hadron spectroscopy. Many interesting new hadron states were discovered experimentally, some of which do not fit into the quark model easily. I will give a concise overview of these states and their possible interpretations. Topics covered in this review are: (1) candidates of new light hadrons including  $p\bar{p}$  threshold enhancement, X(1835), X(1576),  $f_0(1810)$ , recent candidates of the  $1^{-+}$  exotic mesons, Y(2175),  $p\bar{\Lambda}$  threshold enhancement etc; (2) charmed mesons including p-wave non-strange charmed mesons,  $D_{sj}(2317)$  and  $D_{sj}(2460)$ , recent candidates of higher excited charmed mesons,  $D_{sj}(2632)$  etc; (3) charmonium and charmonium-like states such as X(3872), Y(4260), X(3940), Y(3940), Z(3930) etc. The effect from the nearby S-wave open channels on the quark model spectrum above or near strong decay threshold is emphasized. Dynamical lattice simulations of  $DK$  and  $D^0\bar{D}^{*0}$  scattering and the extraction of their phase shifts may help resolve the underlying structure of  $D_{sj}(2317)$ ,  $D_{sj}(2460)$  and X(3872).

PACS numbers:

---

\*Electronic address: zhushl@phy.pku.edu.cn

# Table of contents

- 1. Introduction
- 2. Candidates of new light hadrons
  - $p\bar{p}$  threshold enhancement vs X(1835)
  - X(1576)
  - $f_0(1810)$
  - Recent candidates of the  $1^{-+}$  exotic mesons
  - Y(2175)
  - $p\bar{\Lambda}$  threshold enhancement
- 3. Charmed hadrons
  - P-wave non-strange charmed mesons
  - $D_{sj}(2317)$  and  $D_{sj}(2460)$ 
    - \* Interpretations of  $D_{sj}(2317)$  and  $D_{sj}(2460)$
    - \* Radiative decays of  $D_{sJ}(2317)$  and  $D_{sJ}(2460)$
    - \* Strong decays of  $D_{sJ}(2317)$  and  $D_{sJ}(2460)$
    - \* The low mass puzzle of  $D_{sj}(2317)$  and  $D_{sj}(2460)$
  - Recent candidates of higher excited charmed mesons
  - $D_{sj}(2632)$
- 4. Charmonium or charmonium-like states
  - X(3872)
    - \* The discovery of X(3872)
    - \* Theoretical interpretations of X(3872)
    - \* Experimental evidence against the molecular assignment
    - \* Is X(3872) still a  $1^{++}$  charmonium?
  - Y(4260), Y(4385)
  - X(3940), Y(3940), Z(3930)
- 5. Conclusions

## I. INTRODUCTION

According to the constituent quark model (CQM), mesons and baryons are composed of  $q\bar{q}$  and  $qqq$  respectively. CQM provides a convenient framework in the classification of hadrons. Most of experimentally observed hadron states fit into this scheme quite neatly. Any states beyond CQM are labelled as "non-conventional" hadrons.

However, CQM is only a phenomenological model. It's not derived from the underlying theory of the strong interaction—Quantum Chromodynamics (QCD). Hence the CQM spectrum is not necessarily the same as the physical spectrum of QCD, which remains ambiguous and elusive after decades of intensive theoretical and experimental exploration. No one is able to either prove or exclude the existence of these non-conventional states rigorously since the QCD confinement issue is not solved yet.

Hadron physicists generally take a modest and practical attitude. Suppose these non-conventional states exist. Then the important issues are: (1) How to determine their characteristic quantum numbers and estimate their masses, production cross-section and decay widths reliably? (2) How and in which channels to dig out the signal from backgrounds and identify them experimentally?

There are three classes of "non-conventional" hadrons. The first class are mesons with "exotic"  $J^{PC}$  quantum numbers. The possible angular momentum, parity and charge conjugation parity of a neutral  $q\bar{q}$  meson are  $J^{PC} = 0^{++}, 0^{-+}, 1^{++}, 1^{--}, 1^{+-}, \dots$ . In other words, a  $q\bar{q}$  meson can never have  $J^{PC} = 0^{-+}, 0^{+-}, 1^{-+}, 2^{+-}, 3^{-+}, \dots$ . Any state with these "exotic" quantum numbers is clearly beyond CQM. We want to emphasize they are "exotic" only in the context of CQM. One can construct color-singlet local operators to verify that these quantum numbers are allowed in QCD. "Exotic" quantum numbers provide a powerful method for the experimental search of these "non-conventional" states. In contrast, a  $qqq$  baryon in CQM exhausts all possible  $J^P$ , i.e.,  $J^P = \frac{1}{2}^{\pm}, \frac{3}{2}^{\pm}, \frac{5}{2}^{\pm}, \dots$ .

The second class are hadrons with exotic flavor content. One typical example is the  $\Theta^+$  pentaquark. It was discovered in  $K^+n$  channel with the quark content  $uudd\bar{s}$  [1]. Such a state is clearly beyond CQM. Exotic flavor content is also an asset in the experimental search of them.

The third class are hadrons which have ordinary quantum numbers but do not easily fit into CQM. Let's take the  $J^{PC} = 0^{++}$  scalar mesons as an example. Below 2 GeV, we have  $\sigma, f_0(980), f_0(1370), f_0(1500), f_0(1710), f_0(1790), f_0(1810)$ . Within CQM there are only two scalars within this mass range if we ignore the radial excitations. With radial excitations, CQM could accommodate four scalars at most. Clearly there is serious overpopulation of the scalar spectrum. If all the above states are genuine, the quark content of some of them is not  $q\bar{q}$ . Overpopulation of the spectrum provides another useful window in the experimental search of non-conventional states.

Glueballs are hadrons composed of gluons. Quenched lattice QCD simulation suggests the scalar glueball is the lightest. Its mass is around (1.5 ~ 1.7) GeV [2]. Glueballs with the other quantum numbers are high-lying. In the large  $N_c$  limit, glueballs decouple from the conventional  $q\bar{q}$  mesons [3]. Moreover, one gluon splits into two gluons freely in this limit. Hence the number of gluon field inside glueballs is indefinite when  $N_c \rightarrow \infty$ . In the real world with  $N_c = 3$ , glueballs mix with nearby  $q\bar{q}$  mesons with the same quantum numbers, which renders the experimental identification of scalar glueballs very difficult.

In this review I discuss only new hadrons or candidates of new hadrons observed in the past four years, especially those which do not fit into the quark model framework easily. I will not touch upon baryons including the  $\Theta^+$  pentaquark. Experimental progress in the field of excited charmed baryons and light baryons is beyond the present short review. Now experiments reporting negative results are so overwhelming that  $\Theta^+$  is probably an experimental artifact. Interested readers may consult specialized reviews in Refs. [4, 5, 6]. There has been important experimental progress in the sector of low-lying scalar mesons below 1 GeV in the past several years while theoretical interpretations of these states remain very controversial. This topic deserves a separate review. Hence I also leave it out completely.

This paper is organized as follows. The first section is devoted to candidates of new light hadrons. Section III is on charmed mesons while Section IV discusses the charmonium or charmonium-like states. The last section is a short summary.

## II. CANDIDATES OF NEW LIGHT HADRONS

In the past several years, there has been important progress in the sector of light hadrons. Quite a few of them were observed near threshold.

### A. $p\bar{p}$ threshold enhancement vs X(1835)

BES Collaboration observed an enhancement near the threshold in the invariant mass spectrum of  $p\bar{p}$  pairs from  $J/\psi \rightarrow \gamma p\bar{p}$  radiative decays as shown in Fig. 1. No similar structure is found in the  $\pi^0 p\bar{p}$  channel [7]. A naive S-wave Breit-Wigner fit yielded a central mass below threshold  $M = 1859_{-10}^{+3}(\text{stat})_{-25}^{+5}(\text{sys})$  MeV and  $\Gamma < 30$  MeV [7]. There has been no report of the similar signal in the  $\pi\pi, \pi\pi\pi, K\bar{K}, K\bar{K}\pi$  channels, which suggests its quantum number be  $J^{PC} = 0^{-+}, I^G = 0^+$  [8], consistent with BES's S-wave fit.

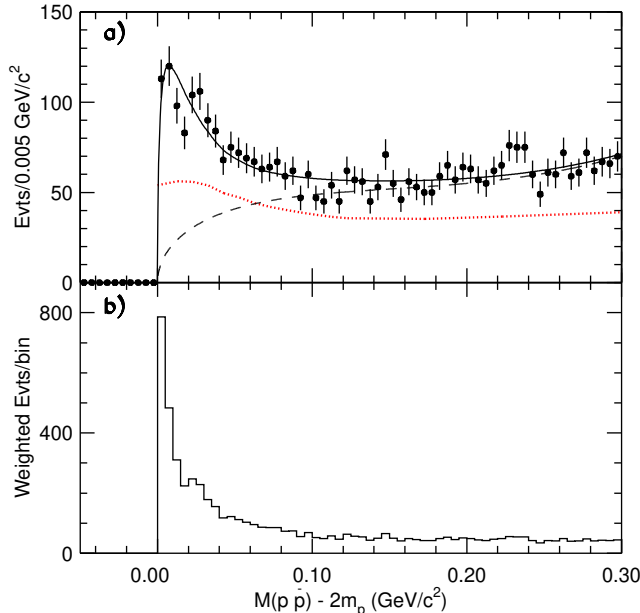


FIG. 1: The threshold enhancement in the invariant mass spectrum of  $p\bar{p}$  pairs from Ref. [7].

Later BES Collaboration reported a new signal X(1835) in the  $J/\psi \rightarrow \gamma X(1835) \rightarrow \gamma \eta' \pi^+ \pi^-$  channel [9]. The invariant mass distribution of  $\eta' \pi^+ \pi^-$  is shown in Fig. 2. The  $\eta'$  meson was detected in both  $\eta\pi\pi$  and  $\gamma\rho$  channels. There are roughly  $264 \pm 54$  events. With a statistical significance of  $7.7\sigma$ , the mass of X(1835) was measured to be  $(1833.7 \pm 6.2 \pm 2.7)$  MeV and its width to be  $(67.7 \pm 20.3 \pm 7.7)$  MeV [9]. At the same time, the  $p\bar{p}$  enhancement was refit using the  $p\bar{p}$  final state interaction in the isoscalar channel obtained in Ref. [10] as input. Now the resulting mass was around 1830 MeV with a width  $\Gamma = (0 \pm 93)$  MeV.

The mass and width of either the  $p\bar{p}$  threshold enhancement or X(1835) do not match any known particle around this mass range [11]. There have been many speculations of the underlying structure of the  $p\bar{p}$  threshold enhancement and X(1835) in literature. Proposed theoretical schemes include the t-channel pion exchange, some kind of threshold kinematical effects, a new resonance below threshold, even a  $p\bar{p}$  bound state etc [12, 13, 14, 15, 16, 17, 18, 19, 20, 21, 22, 23, 24, 25, 26, 27, 28].

The pseudoscalar glueball possibility was discussed in Refs. [29, 30, 31]. One potential obstacle of this assignment is its low mass. Lattice QCD simulation predicts the pure scalar glueball around  $1.5 \sim 1.7$  GeV [2]. In the scalar sector there are several possible experimental candidates around  $1.3 \sim 1.7$  GeV [11]. Pure pseudoscalar glueballs are predicted to lie around 2.6 GeV [2]. It seems a powerful mixing mechanism is required to pull its mass from 2.6 GeV down to 1.835 GeV. One may also wonder why the dominant decay mode of the pseudoscalar glueball is  $p\bar{p}$ .

Another very interesting possibility is the  $p\bar{p}$  bound state or baryonium if both the threshold enhancement and X(1835) originate from a single genuine resonance. The study of nucleon and anti-nucleon bound states dated back to Fermi and Yang [32]. An extensive theoretical and experimental review can be found in Refs. [33, 34]. With the help of G-parity, the long and medium range part of the nucleon anti-nucleon interaction  $V_{N\bar{N}}$  may be related to that of  $V_{NN}$ . The short-range part of  $V_{NN}$  was well determined using the properties of the light nuclei like deuteron and the enormous nucleon-nucleon scattering data as inputs. In contrast, the nucleon anti-nucleon scattering data is scarce. The short-range part of  $V_{N\bar{N}}$  remains essentially unknown. Especially the annihilation contribution is very difficult to be taken into account. Because of very poor knowledge of the short range part of  $V_{N\bar{N}}$ , some deeply-bound  $N\bar{N}$  states are always predicted using the phenomenological  $N\bar{N}$  potential. Experimentally none of them was found. A reliable calculation of the spectrum of  $N\bar{N}$  bound states is still too demanding at present.

Naively a  $p\bar{p}$  baryonium may couple strongly with  $p\bar{p}$  and have some good chance of decaying into  $p\bar{p}$  through

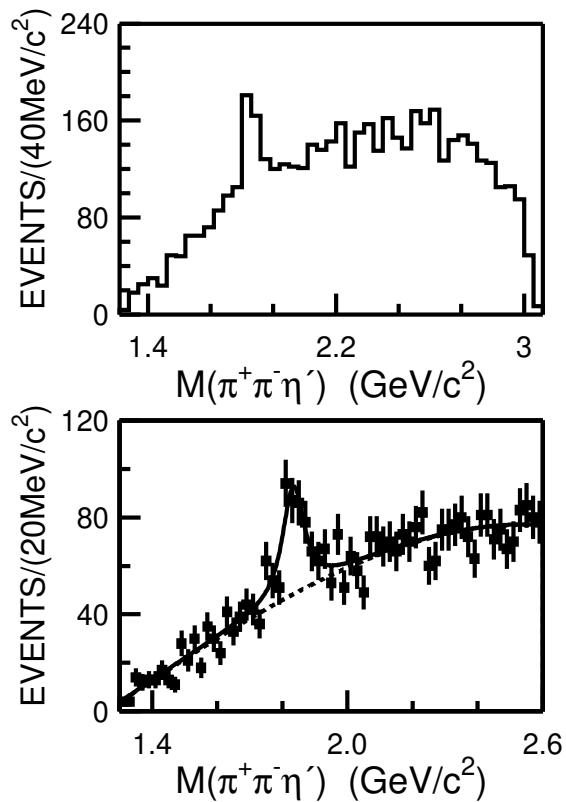


FIG. 2: The invariant mass distribution of  $\eta'\pi^+\pi^-$  from  $J/\psi$  radiative decays in Ref. [9].

the upper tail of the Breit-Wigner distribution if it's broad. A  $p\bar{p}$  bound state contains three up and down quark anti-quark pairs. It could fall apart into three pairs of non-strange mesons through color recombination. Since there is no valence strange quark within the proton, the three-body strange decay channels such as  $K\bar{K}\pi$  are suppressed by OZI rule. The above two simple observations seem consistent with BES's measurements. However, one would simply expect the same signal in the  $\eta\pi\pi$  channel if the above picture is correct [12], unless there exists a special selection rule as found in Ref. [19].

However, there does not exist strong experimental evidence that the  $p\bar{p}$  threshold enhancement and X(1835) have the same underlying structure. Very probably they are two different states even if the enhancement arises from a sub-threshold resonance. For example, the mass, total decay width, production rate and decay pattern of X(1835) are consistent with its assignment as  $\eta'$ 's second radial excitation [35]. Its decay mode  $X(1835) \rightarrow \eta'\pi^+\pi^-$  could occur through the emission of a pair of S-wave pions, which is quite general for the double-pion decays of ordinary radial excitations.

The clarification of the nature of both the  $p\bar{p}$  enhancement and X(1835) calls for more high-statistics data. Luckily BESIII will start taking data this year. Investigation along this channel will provide vital inputs for the poorly known nucleon and anti-nucleon interaction, which is a fundamental issue in nuclear and particle physics.

## B. X(1576)

Last year BES Collaboration reported an extremely broad signal X(1576) in the  $K^+K^-$  invariant mass spectrum in the  $J/\psi \rightarrow \pi^0 K^+ K^-$  channel [36], which is shown in Fig. 3. Its quantum number and mass are  $J^{PC} I^G = 1^{--} 1^+$  and  $m = (1576_{-55}^{+49}(\text{stat})_{-91}^{+98}(\text{syst})) - i(409_{-12}^{+11}(\text{stat})_{-67}^{+32}(\text{syst}))$  MeV respectively. The branching ratio is  $B[J/\psi \rightarrow X(1576)\pi^0] \cdot B[X(1576) \rightarrow K^+K^-] = (8.5 \pm 0.6_{-3.6}^{+2.7}) \times 10^{-4}$ .

Since there exist two broad resonances  $\rho(1450)$  and  $\rho(1700)$  with exactly the same quantum numbers around 1.6 GeV, one may wonder whether this signal arises from the interference of these two nearby resonances. In fact, the interference effect could produce an enhancement around 1540 MeV in the  $K^+K^-$  spectrum with typical interference phases. However, the branching ratio  $B[J/\psi \rightarrow \pi^0 \rho(1450, 1700)] \cdot B[\rho(1450, 1700) \rightarrow K^+K^-]$  from the final state interaction effect is far less than the experimental data [37].

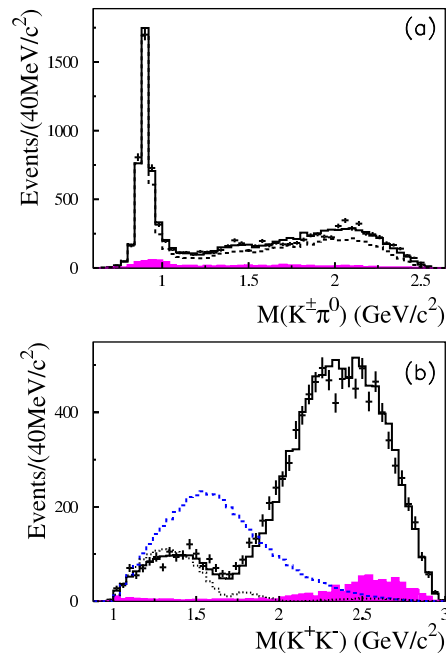


FIG. 3: The  $K^+K^-$  invariant mass spectrum in the  $J/\psi \rightarrow \pi^0 K^+ K^-$  channel from Ref. [36].

The large width around 800 MeV motivated theoretical speculations that it could be a  $K^*(892) - \kappa$  molecular state [38], tetraquark [39, 40], diquark-antidiquark bound state [41, 42]. If X(1576) is a genuine resonance with  $I = 1$ , its two charged partners await to be discovered experimentally. One immediate challenge of both the tetraquark and diquark-anti-diquark interpretations is where to find the accompanying  $SU_F(3)$  members within the same multiplet.

As pointed out in Ref. [39], the simple "fall-apart" decay mechanism strongly suppresses the decay mode  $X(1576) \rightarrow \pi\pi$  and favors the  $\pi\phi$  mode because of the presence of the intrinsic  $s\bar{s}$  pair if X(1576) is a tetraquark state with the quark content  $n\bar{n}s\bar{s}$  where  $n$  denotes the up and down quark. On the other hand, the  $\pi\pi$  should be a favorable mode while the  $\pi\phi$  mode is suppressed by the OZI rule if X(1576) is a conventional  $q\bar{q}$  state with  $J^{PC} I^G = 1^{-}1^+$ . BES Collaboration did not report an enhancement in the  $\pi\phi$  spectrum in their previous study of the  $\pi\pi\phi$  channel [43].

### C. $f_0(1810)$

The low-lying scalar mesons have always been a big challenge to hadron physicists. Up to now the underlying structure of the  $\sigma$ ,  $\kappa$  and  $f_0(980)$  mesons remain mysterious. Above 1 GeV there also exists an overpopulation of the scalar spectrum. I.e., in the non-strange sector, there are  $f_0(1370)$ ,  $f_0(1500)$ ,  $f_0(1710)$ ,  $f_0(1790)$  [11].

Recently a scalar signal near threshold  $f_0(1810)$  or X(1810) is observed in the  $\omega\phi$  invariant mass spectrum (Fig. 4) from the doubly OZI suppressed decays of  $J/\psi \rightarrow \gamma\omega\phi$  [44], which makes the "scalar puzzle" more interesting. A partial wave analysis shows that this enhancement favors  $J^P = 0^+$ , and its mass and width are  $M = 1812_{-26}^{+19}(stat) \pm 18(syst) MeV/c^2$  and  $\Gamma = 105 \pm 20(stat) \pm 28(syst) MeV/c^2$ . There is no report of the same signal in the  $\omega\omega$  channel. Experimentally it will be very desirable to establish  $f_0(1810)$  as an independent state from the broad  $f_0(1710)$  and  $f_0(1790)$ . It's hard to imagine there exist five independent conventional  $q\bar{q}$  scalars in the interval [1.3, 1.9] GeV, where one would expect a  $s\bar{s}$  scalar accompanying  $f_0(1370)$  if the latter one is a P-wave  $n\bar{n}$  state, and a third scalar which may be the radial excitation of  $f_0(1370)$ . The overpopulation of the scalar spectrum strongly indicates that there *should* be some non- $q\bar{q}$  components in some of these states.

Some authors propose X(1810) could be a scalar tetraquark state [45, 46]. According to Ref. [45],  $X \rightarrow \omega\phi, K^*K^*$  are the two dominant decay channels while  $X \rightarrow KK, \eta\eta, \eta\eta'$  are suppressed. But a recent analysis does not favor such an explanation [47].

Chao proposed X(1810) as a scalar hybrid meson with the quark content  $n\bar{n}G_{TM}$  [48].  $G_{TM}$  is the transverse gluon field in the language of the bag model, which couples to  $s\bar{s}$  more strongly than to  $n\bar{n}$  [49]. This scheme provides a natural explanation of  $\omega\phi$  as the dominant decay mode. At the same time, X(1810) decays into  $\omega\omega, K^*K^*$  with a smaller branching ratio. Moreover, one inevitable prediction of this scheme is the existence of the scalar hybrid nonet. Especially the other isoscalar member  $s\bar{s}G_{TM}$  decays mainly into  $\phi\phi$  if kinematically allowed, which can be tested by

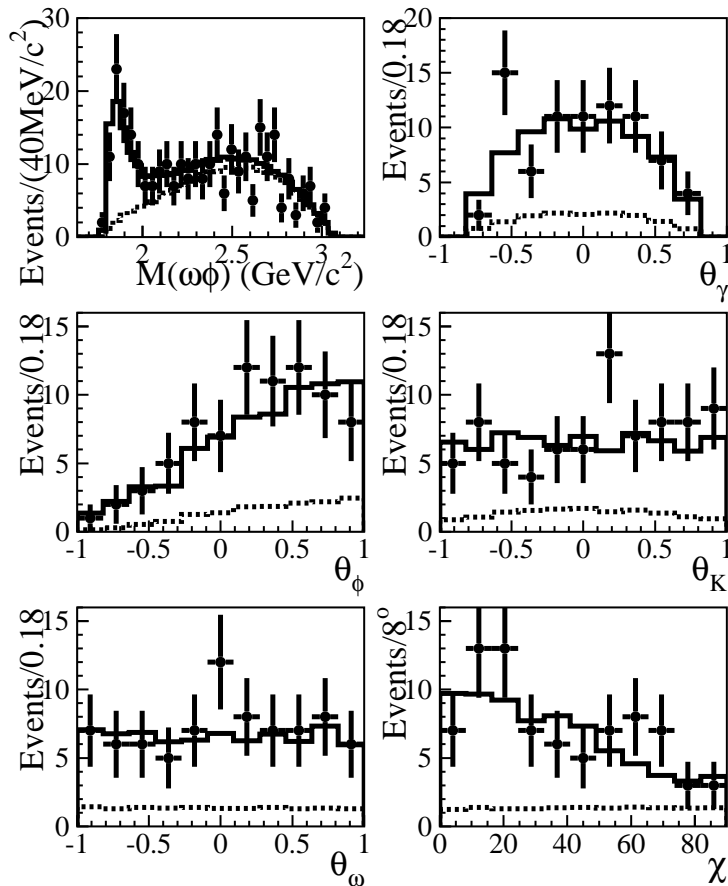


FIG. 4: The  $\omega\phi$  invariant mass spectrum from Ref. [44].

future BESIII data.

The authors of Ref. [50] calculated the decay width of the scalar glueball to be around 100 MeV, consistent with the width of X(1810). They used the  $K\bar{K}$  rescattering mechanism from the open flavored decay channel to explain the flavor asymmetric  $\omega\phi$  decay mode of X(1810) and concluded that X(1810) is a solid glueball candidate which can further be tested in the  $K\bar{K}$  channel.

Instead of the pure glueball interpretation, Bugg argued that the  $\omega\phi$  threshold peak X(1810) arises from a glueball component in  $f_0(1790)$  where the glueball distributes among  $f_1(1370)$ ,  $f_0(1500)$ ,  $f_0(1710)$  and  $f_0(1790)$  with  $f_0(1790)$  having a component of 40% in intensity. A more complicated mixing scheme was proposed in Ref. [52]. There are two P-wave quark model states  $n\bar{n}$ ,  $s\bar{s}$ , two hybrid scalar mesons  $n\bar{n}G$ ,  $s\bar{s}G$  before mixing. These five "bare" states have the same quantum numbers and mix with each other to produce  $f_1(1370)$ ,  $f_0(1500)$ ,  $f_0(1710)$ ,  $f_0(1790)$  and X(1810).

Besides the above exotic schemes, some traditional interpretations were also explored. Ref. [53] suggests X(1810) could arise from the S-wave threshold effects. Zhao and Zou noted that the contributions from the vector meson  $K^*\bar{K}^*$  rescattering via scalar meson exchange can produce some enhancement near the  $\omega\phi$  threshold [54]. However the resulting partial width of  $X(1810) \rightarrow \omega\phi$  from the rescattering mechanism is much less than the experimental data with large uncertainty.

#### D. Recent candidates of the $1^{-+}$ exotic mesons

Hybrid mesons are composed of a pair of  $q\bar{q}$  and one explicit gluon field  $G$ . In the large  $N_c$  limit, the amplitude of creating a hybrid meson from the vacuum has the same  $N_c$  order as that of creating a  $q\bar{q}$  meson [55]. If kinematics and other conservation laws allow, the production cross section of hybrid mesons is expected to be roughly the same as that of ordinary mesons. At least it's not suppressed in the large  $N_c$  limit. In the same limit, hybrid mesons and ordinary mesons mix freely if they carry the same quantum numbers. Hence, the identification of hybrid mesons is

very difficult unless they have exotic quantum numbers. That's why so many efforts have been devoted to the search of the  $1^{-+}$  hybrid meson, which was predicted to be the lightest exotic hybrid meson in the range of  $[1.9 - 2.1]$  GeV in some theoretical models.

Flux tube model predicts hybrid mesons prefer decaying into a pair of mesons with  $L=1$  and  $L=0$  [56, 57]. Heavy hybrid mesons tend to decay into one P-wave heavy meson and one pseudoscalar meson according to a light-cone QCD sum rule calculation [58]. A lattice QCD simulation suggests the string breaking mechanism may play an important role for the decays of the hybrid heavy quarkonium [59]. When the string between the heavy quark and anti-quark breaks, new light mesons are created. In other words, the preferred final states are one heavy quarkonium plus light mesons. However, readers should be very cautious of these so-called "selection rules", none of which has been tested by experiments because none of the  $1^{-+}$  hybrid candidates has been established unambiguously.

Two  $1^{-+}$  isovector states  $\pi_1(1400)$  and  $\pi_1(1600)$  appear in the PDG meson summary table [11].  $\pi_1(1400)$  was observed in the  $\eta\pi$  decay mode [60, 61] while  $\pi_1(1600)$  was observed in several channels  $\rho\pi$  [62],  $\eta'\pi$  [63],  $f_1(1285)\pi$  [64],  $b_1(1235)\pi$  [65]. A third  $1^{-+}$  state  $\pi_1(2000)$  was reported to have a width of 333 MeV in the  $f_1(1285)\pi$  (Fig. 5) [64] and  $b_1(1235)\pi$  [65] channels.

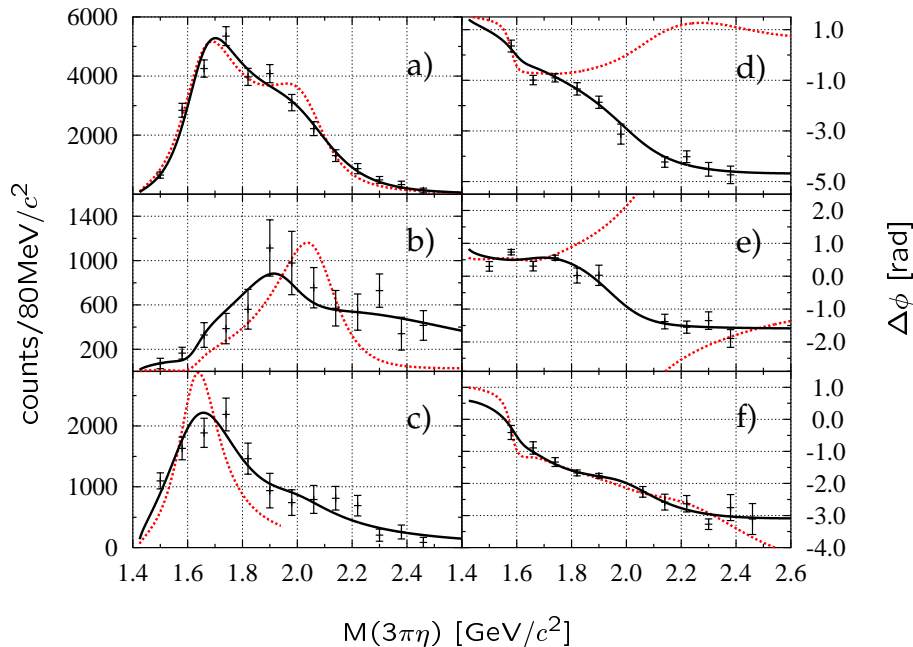


FIG. 5: PWA results:  $f_1(1285)\pi^-$  intensity distributions  $1^{++}0^+ f_1\pi^- P$ , (b)  $2^{-+}0^+ f_1\pi^- D$ , (c)  $1^{-+}1^+ f_1\pi^- S$  and phase difference distributions (d)  $\phi(1^{-+}) - \phi(2^{-+})$ , (e)  $\phi(1^{-+}) - \phi(1^{++})$ , (f)  $\phi(1^{++}) - \phi(2^{-+})$  from Ref. [64].

Although there were concerns of the experimental analysis of the  $\pi_1(1400)$  signal [66], the first state was confirmed with a mass  $1257 \pm 20 \pm 25$  MeV and width  $354 \pm 64 \pm 60$  in the  $\eta\pi^0$  mode (Fig. 6) [67].

A recent partial wave analysis of a higher statistics sample of the  $(3\pi)^-$  system in two charged modes found no evidence of an exotic meson based on 3.0M  $\pi^-\pi^0\pi^0$  events and 2.6M  $\pi^-\pi^-\pi^+$  events [68], which is in contrast with an earlier analysis of 250K  $\pi^-\pi^-\pi^+$  events from the same experiment which showed possible evidence for a  $J^{PC} = 1^{-+}$  exotic meson with a mass of  $\sim 1.6$  GeV decaying into  $\rho\pi$  [62].

It's very encouraging to note that the mass and decay patterns of  $\pi_1(2000)$  are compatible with available theoretical predictions. However, it's important to note that the gluon inside the hybrid meson can easily split into a pair of  $q\bar{q}$ . Therefore tetraquarks can always have the same quantum numbers as the hybrid mesons, including the exotic ones. Discovery of hadron candidates with  $J^{PC} = 1^{-+}$  does not ensure it's an exotic hybrid meson. One has to exclude the tetraquark possibility based on its mass, decay width and decay pattern etc. This argument holds for all of the three exotic candidates  $\Pi_1(1400)$ ,  $\Pi_1(1600)$  and  $\Pi_1(2000)$ .

### E. $Y(2175)$

Babar collaboration observed a structure near threshold consistent with a  $1^{--}$  resonance with mass  $m = 2.175 \pm 0.010 \pm 0.015$  GeV and width  $\Gamma = 58 \pm 16 \pm 20$  MeV (Fig. 7) in their measurement of the cross section for  $e^+e^- \rightarrow$



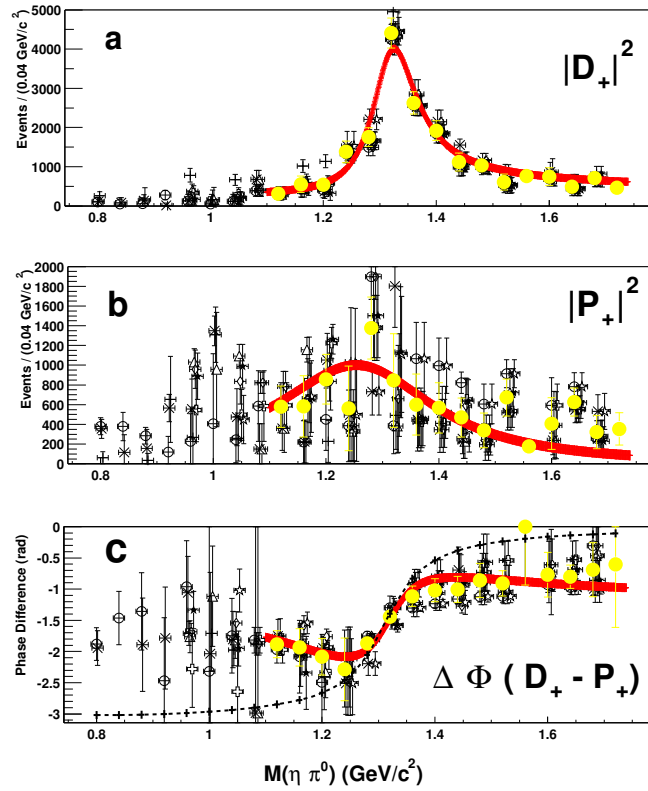


FIG. 6: (a) The  $D_+$  wave intensity; (b) the  $P_+$  (or  $1^{-+}$ ) wave intensity; and (c) the relative phase between the  $P_+$  and  $D_+$  waves from Ref. [67].

$\phi(1020)f_0(980)$  as a function of center-of-mass energy using the initial-state-radiation technique [69]. Since this state was observed during Babar's search of the  $Y(4260) \rightarrow \phi\pi^+\pi^-$  decay mode, let's tentatively name it as  $Y(2175)$ .  $Y(4260)$  will be discussed in Section IV.

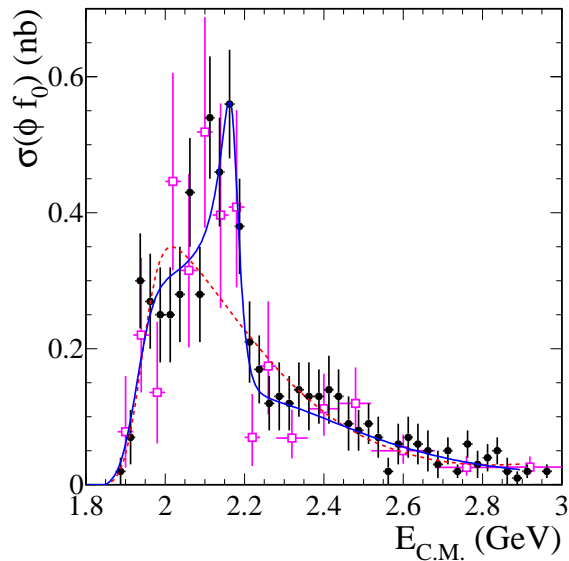


FIG. 7: The threshold resonance  $Y(2175)$  from Ref. [69].

The possibility of  $Y(2175)$  being a tetraquark state with the quark content  $s\bar{s}s\bar{s}$  was studied in Ref. [70]. However,  $Y(2175)$  is 175 MeV above the  $\phi(1020)f_0(980)$  threshold. As a  $s\bar{s}s\bar{s}$  tetraquark state, it will fall apart into two mesons

very easily and become very broad. The main decay mode of  $Y(4260)$  should be  $\phi(1020)f_0(980)$  if  $f_0(980)$  is a P-wave meson with a large (or dominant)  $s\bar{s}$  component. C parity forbids the kinematically allowed modes  $\phi(1020)\phi(1020)$ ,  $f_0(980)f_0(980)$ . Other modes are suppressed by the OZI rule.

It was proposed in Ref. [71] that  $Y(2175)$  could be a strange hybrid meson. Its decay pattern and width were studied in both the flux tube model and constituent gluon model. The total width is generally larger than 100 MeV with some theoretical uncertainty [71]. The lattice simulation suggests that the strange  $1^{-+}$  hybrid meson lies around 2175 MeV [2].

Around its mass, there are two conventional  $1^{--} s\bar{s}$  states in the quark model,  $2^3D_1$  and  $3^3S_1$ . According Ref. [72], the width of the  $3^3S_1 s\bar{s}$  state is about 380 MeV. The total width of the  $2^3D_1$  state from both  $^3P_0$  and flux tube model is around (150 ~ 250) MeV [73]. However, readers should keep in mind that the predictions from these strong decay models sometimes deviate from the experimental width by a factor of two or three. For comparison, the widths of the  $3^3S_1$  and  $2^3D_1$  charmonium are less than 110 MeV [11]. Fortunately the characteristic decay modes of  $Y(2175)$  as either a hybrid or  $s\bar{s}$  state are quite different, which may be used to distinguish the hybrid and  $s\bar{s}$  schemes. The possibility of  $Y(2175)$  arising from S-wave threshold effects is not excluded.

### F. $p\bar{\Lambda}$ threshold enhancement

BES collaboration observed an enhancement near the  $m_p + M_{\bar{\Lambda}}$  mass threshold in the combined  $p\bar{\Lambda}$  and  $\bar{p}\Lambda$  invariant mass spectrum (Fig. 8) from  $J/\psi \rightarrow pK^-\bar{\Lambda} + c.c.$  decays [74]. If fit with an S-wave Breit-Wigner resonance, its mass and width are  $m = 2075 \pm 12(stat) \pm 5(syst)$  MeV and  $\Gamma = 90 \pm 35(stat) \pm 9(syst)$  MeV. There is also evidence for a similar enhancement in  $\psi' \rightarrow pK^-\bar{\Lambda} + c.c.$  decays. Baryon anti-baryon low-mass enhancements were also observed in charmless three-body baryonic B decays [75].

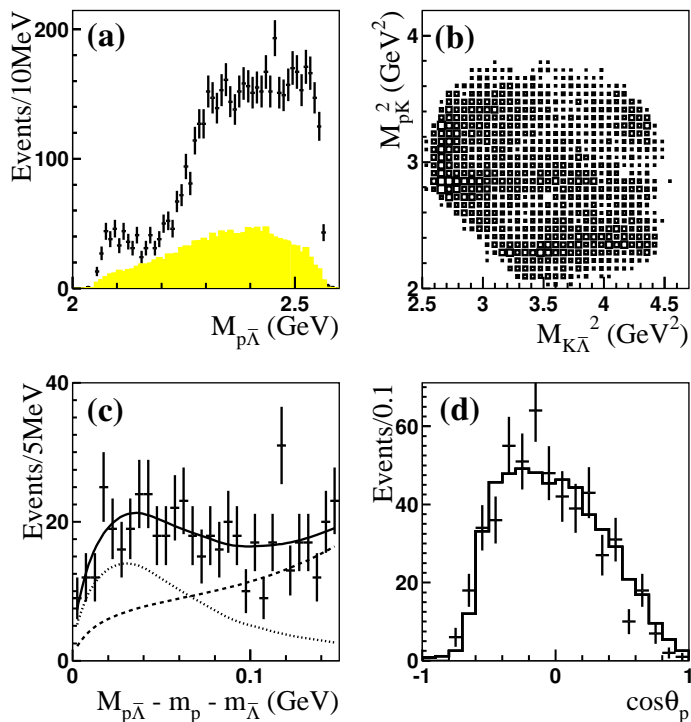


FIG. 8: The  $p\bar{\Lambda}$  threshold enhancement from Ref. [74].

This threshold enhancement has been discussed in Refs. [76, 77, 78]. It was proposed as a baryon anti-baryon bound state belonging to the SU(3) nonet [77], similar to Fermi and Yang's scheme [32]. The problem with this assignment is that too many baryon antibaryon bound states were predicted, which were not confirmed by later experiments. The same difficulty occurs with the interpretation of this enhancement as a  $q^3\bar{q}^3$  meson in the quark models with/without interquark correlations [78].

### III. CHARMED MESONS

The heavy quark effective theory (HQET) provides a systematic expansion in terms of  $1/m_Q$  for hadrons containing a single heavy quark, where  $m_Q$  is the heavy quark mass [81]. The angular momentum of light components  $j_\ell$  is a good quantum number in the  $m_Q \rightarrow \infty$  limit. Inside a heavy meson  $q\bar{Q}$ ,  $j_\ell = L + S_q$  where  $L$  and  $S_q$  are the orbital and spin angular momentum respectively. The heavy mesons can be grouped into doublets with definite  $j_\ell^P$ . Except for  $L = 0$ , there are two doublets for  $L \geq 1$ . The mass splitting within the same doublet scales like  $1/m_Q$ , hence vanishes in the  $m_Q \rightarrow \infty$  limit. The states with the same  $J^P$ , such as the two  $1^-$  and two  $1^+$  states, can be distinguished in the  $m_Q \rightarrow \infty$  limit, which is one of the advantages of working in HQET.

#### A. P-wave non-strange charmed mesons

The  $L = 0$ ,  $j_\ell = \frac{1}{2}^-$  doublet ( $0^-, 1^-$ ) corresponds to the pseudoscalar and vector ground state mesons. For  $L = 1$ ,  $j_\ell = \frac{1}{2}^+$  or  $j_\ell = \frac{3}{2}^+$ . In the heavy quark limit, the strong decays of heavy mesons conserve parity, the total angular momentum and the angular momentum of the light components. The  $\frac{1}{2}^+$  doublet ( $0^+, 1^+$ ) mainly decays into a ground state heavy meson plus a pseudoscalar light meson through S-wave, if kinematically allowed. The  $\frac{3}{2}^+$  doublet ( $1^+, 2^+$ ) decays through D-wave. Hence the ( $0^+, 1^+$ ) doublet has a broad width around several hundred MeV while the ( $1^+, 2^+$ ) doublet is quite narrow with a width less than 50 MeV [11]. The energy levels of the ground state and P-wave charmed mesons are shown in Fig. 9. For  $L = 2$  there are ( $1^-, 2^-$ ) and ( $2^-, 3^-$ ) doublets with  $j_\ell^P = \frac{3}{2}^-$  and  $\frac{5}{2}^-$  respectively.

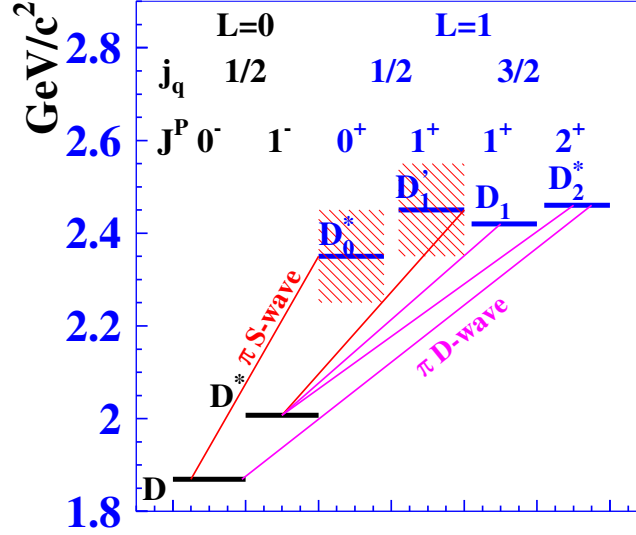


FIG. 9: Energy levels of P-wave non-strange mesons.

At present there are two puzzles in the system of P-wave charmed mesons. The first puzzle is the near degeneracy of the non-strange and strange ( $0^+, 1^+$ ) doublet. For comparison, we collect the masses of the ( $0^-, 1^-$ ) and ( $1^+, 2^+$ ) doublets below. For the non-strange D mesons, we have  $m_D = 1869$  MeV,  $m_{D^*} = 2010$  MeV,  $m_{D_1} = 2420$  MeV,  $m_{D_2} = 2460$  MeV. For their strange counterparts, we have  $m_{D_s} = 1968$  MeV,  $m_{D_s^*} = 2112$  MeV,  $m_{D_{s1}} = 2536$  MeV,  $m_{D_{s2}} = 2573$  MeV. The mass splitting between the non-strange and strange ( $0^-, 1^-$ ) and ( $1^+, 2^+$ ) doublets is roughly 100 MeV and 113 MeV respectively, completely consistent with the naive expectation of  $m_s - m_u \sim 110$  MeV.

Now let's move on to the ( $0^+, 1^+$ ) doublet, where the situation seems very different according to the available experimental data [11]. For the strange doublet, we have  $m_{D_{s0}^*} = 2317$  MeV,  $m_{D_{s1}^*} = 2459$  MeV, where we use the star to indicate this  $1^+$  state belongs to the ( $0^+, 1^+$ ) doublet. They are very narrow states with a width less than 5 MeV.

For the non-strange doublet there is one measurement of the  $1^+$  mass from Belle Collaboration  $m_{D_1^*} = 2427 \pm 26 \pm 25$  MeV with a large width  $384_{-75}^{+107} \pm 74$  MeV (Fig. 10) [82]. For the  $0^+$  state, there were two measurements. FOCUS Collaborations reported  $m_{D_0^*} = 2308 \pm 17 \pm 32$  MeV with a width  $276 \pm 21 \pm 63$  MeV [83] while BELLE observed it at  $2407 \pm 21 \pm 35$  MeV with a width  $240 \pm 55 \pm 59$  MeV (Fig. 11) [82]. Because both  $D_0^*$  and  $D_1^*$  are broad resonances, the experimental extraction of their mass and width is difficult. Clearly the strange and non-strange ( $0^+$ ,  $1^+$ ) doublets seem degenerate although with the large uncertainty, which is reminiscent of the similar degeneracy among the light strange and non-strange scalar mesons around 1.4 GeV such as  $a_0(1450)$  and  $K_0^*(1430)$ .

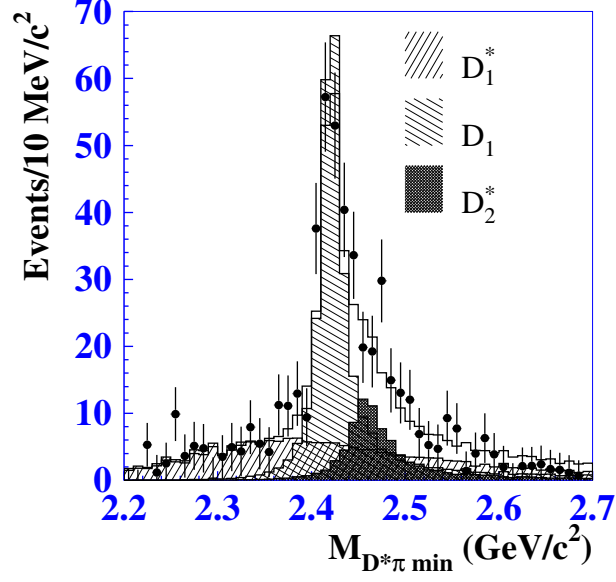


FIG. 10:  $D_1^*$  in the  $D^*\pi$  spectrum from Ref. [82].

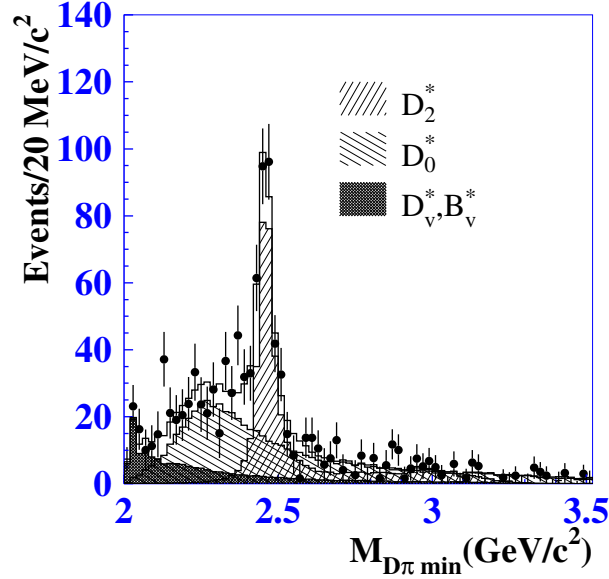


FIG. 11:  $D_0^*$  in the  $D\pi$  spectrum from Ref. [82].

In fact the near-degeneracy of the strange and non-strange ( $0^+$ ,  $1^+$ ) doublets motivated Dmitrasinovic to propose the tetraquark scheme [84]. It's quite natural to explain their degenerate masses if one puts  $D_0^*$  and  $D_{s0}^*$  in the anti-symmetric flavor  $SU(3)$  multiplet  $\bar{3}_A$  with the flavor wave functions  $|D_0^*\rangle = \frac{1}{2}[c(s\bar{u}\bar{s} - \bar{s}\bar{u}) - d(\bar{d}\bar{u} - \bar{u}\bar{d})]$ ,

$|D_{s0}^*\rangle = \frac{1}{2}|c(u\bar{u}\bar{s} - \bar{s}\bar{u}) - d(\bar{d}\bar{s} - \bar{s}\bar{d})\rangle$ . Unfortunately, as always is the case, the  $\bar{3}_A$  tetraquark multiplet is accompanied by a symmetric  $\bar{3}_S$  and  $\bar{15}$ . The additional states have not been found by experiments yet.

## B. $D_{sj}(2317)$ and $D_{sj}(2460)$

### 1. Interpretations of $D_{sj}(2317)$ and $D_{sj}(2460)$

In 2003 BaBar Collaboration discovered a positive-parity scalar charm strange meson  $D_{sJ}(2317)$  with a very narrow width in the  $D_s\pi^0$  channel (Fig. 12) [85], which was confirmed by CLEO later [86]. In the same experiment CLEO observed the  $1^+$  partner state at 2460 MeV in the  $D_s^*\pi^0$  channel (Fig. 13) [86]. Up to now there have been lots of experimental investigations of these two narrow resonances [87, 88, 89, 90, 91, 92, 93, 94, 95].

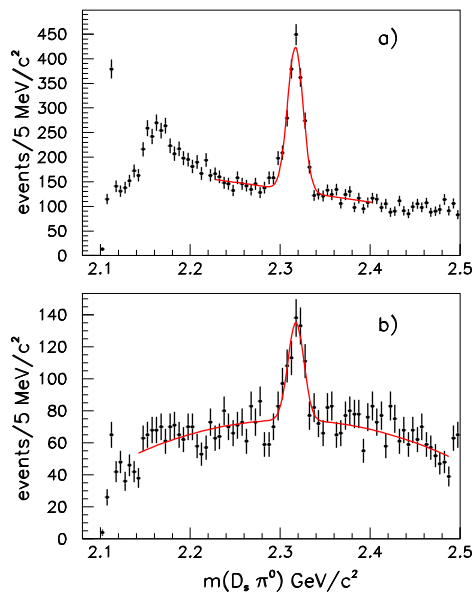


FIG. 12: The narrow resonance  $D_{sj}(2317)$  in the  $D_s\pi^0$  channel in Ref. [85].

These two states lie below  $DK$  and  $D^*K$  threshold respectively. The potentially dominant s-wave decay modes  $D_{sJ}(2317) \rightarrow D_s K$  etc are kinematically forbidden. Thus the radiative decays and isospin-violating strong decays become dominant decay modes. Therefore they are extremely narrow.

The discovery of these two states has triggered heated discussion on their nature in literature. The key point is to understand their low masses. Although it's tempting to classify these two states as the  $(0^+, 1^+)$  P-wave  $c\bar{s}$  doublet, their masses are 100 MeV lower than the expected values in quark models [96]. The model using the heavy quark mass expansion of the relativistic Bethe-Salpeter equation predicted a lower value 2.369 GeV for  $D_{sJ}(2317)$  [97], which is still 50 MeV higher than the experimental data.

The mass of the  $D_s(0^+)$  state from the lattice QCD calculation is significantly larger than the experimentally observed mass of  $D_{sJ}(2317)$  [98, 99, 100]. It is pointed out [59] that  $D_{sJ}(2317)$  might receive a large component of  $DK$ . Such a large  $DK$  component makes lattice simulation very difficult.

Barnes, Close and Lipkin argued that  $D_{sJ}(2317)$  is a  $DK$  molecule at 2.32 GeV while the higher-mass scalar  $c\bar{s}$  state lies at 2.48 GeV [101]. This  $c\bar{s}$  state at 2.48 GeV couples to the  $D K$  channel strongly, which would encourage formation of an  $I=0$   $DK$  molecule. In order to explain its narrow width and the isospin violating decay mode  $D_s\pi$ ,  $D_{sJ}(2317)$  is proposed to be a dominantly  $I=0$   $DK$  state with some  $I=1$  admixture.

Van Beveren and Rupp [102] argued from the experience with  $a_0/f_0(980)$  that the low mass of  $D_{sJ}(2317)$  could arise from the mixing between the  $0^+$   $c\bar{s}$  state and the  $DK$  continuum. In this way the lowest  $0^+$  state is pushed much lower than that expected from quark models. Within their unitarized meson model,  $D_{sJ}^*(2317)$  is described as a *quasi-bound* scalar  $c\bar{s}$  state owing its existence to the strong coupling to the nearby S-wave  $DK$  threshold. The

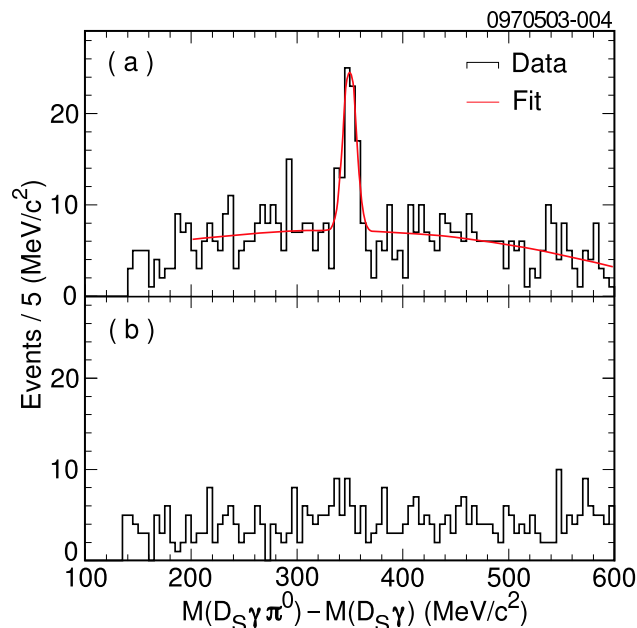


FIG. 13:  $D_{sJ}(2460)$  in the  $D_s^* \pi^0$  channel from Ref. [86].

standard  $c\bar{s}$  charm strange scalar meson  $D_{s0}$  is predicted around 2.79 GeV with a width of 200 MeV, which is the analogue of the scalar nonet  $f_0(1370)$ ,  $f_0(1500)$ ,  $K_0^*(1430)$ , and  $a_0(1450)$ .

If the chiral symmetry is linearly realized in the form of  $SU(3)_L \times SU(3)_R$  in the heavy-light meson systems, the ground state  $(0^-, 1^-)$  heavy multiplet will be accompanied by its  $(0^+, 1^+)$  heavy doublet. Bardeen, Eichten and Hill interpreted  $D_{sJ}(2317)$  and  $D_{sJ}(2460)$  as the  $c\bar{s}$   $(0^+, 1^+)$  spin parity partners of the  $(0^-, 1^-)$  doublet in the framework of chiral symmetry [103].

There were also suggestions that  $D_{sJ}(2317)$  and  $D_{sJ}(2460)$  could be members of a host of  $c\bar{s}n\bar{n}$  tetraquark states [104, 105]. However, quark model calculations show that the mass of the four quark state is much larger than the  $0^+ c\bar{s}$  state [106, 107]. Furthermore, the four quark system has five spin states. As always, the two demanding issues of the tetraquark interpretations remain: (1) where are the traditional  $c\bar{s}$   $(0^+, 1^+)$  states in the quark model? (2) where are those additional broad member states within the same multiplet?

Up to now, only two states have been found after the experimental scan in the mass range [2.3, 2.85] GeV, which is consistent with the  $c\bar{s}$  interpretation [108, 109, 110] and challenges those theoretical schemes predicting additional  $c\bar{s}$  states.

### 2. Radiative decays of $D_{sJ}(2317)$ and $D_{sJ}(2460)$

Radiative decays of  $D_{sJ}(2317)$  and  $D_{sJ}(2460)$  mesons were suggested to explore their underlying structure in Ref. [108]. Their electromagnetic widths were calculated after considering the possible mixing between the two  $1^+$  states and assuming they are conventional  $c\bar{s}$  states [108]. Under the same assumption, the radiative decay width of  $D_{sJ}(2317)$  was estimated with the help of heavy quark symmetry and the vector meson dominance model [109]. Later the radiative decays were studied in the framework of light-cone QCD sum rules (LCQSR). The numerical results favor the interpretation of  $D_{sJ}(2317)$  and  $D_{sJ}(2460)$  as ordinary  $c\bar{s}$  mesons [112]. We collect these results in Table I. Experimentally only  $D_{sJ}(2460) \rightarrow D_s \gamma$  has been observed by Belle [87, 88] and Babar [92, 95] Collaborations.

### 3. Strong decays of $D_{sJ}(2317)$ and $D_{sJ}(2460)$

The decay channels  $D_{sJ}(2317) \rightarrow D K$  and  $D_{sJ}(2460) \rightarrow D^* K$  are forbidden by kinematics. Therefore, their possible strong decay modes are one-pion and two-pion decays. The two-pion decay occurs via a virtual meson such as  $f_0(980)$ . The one-pion decay mode breaks the isospin symmetry and happens through  $\eta$ - $\pi^0$  mixing [111]:  $D_{sJ}(2317) \rightarrow D_s \eta \rightarrow D_s \pi^0$ ,  $D_{sJ}(2460) \rightarrow D_s^* \eta \rightarrow D_s^* \pi^0$ . The  $\eta$ - $\pi^0$  mixing is described by the isospin violating piece

TABLE I: Radiative decay widths of  $D_{sJ}(2317)$  and  $D_{sJ}(2460)$  from various theoretical approaches in unit of keV.

References	[108]	[109]	[112]
$\Gamma(D_{sJ}(2317) \rightarrow D_s^* + \gamma)$	1.9	1	4-6
$\Gamma(D_{sJ}(2460) \rightarrow D_s \gamma)$	6.2	-	19-29
$\Gamma(D_{sJ}(2460) \rightarrow D_s^* + \gamma)$	5.5	-	0.6-1.1
$\Gamma(D_{sJ}(2460) \rightarrow D_{sJ}(2317) + \gamma)$	-	-	0.5-1.8

in the chiral lagrangian

$$\mathcal{L}_m = \frac{m_\pi^2 f^2}{4(m_u + m_d)} \text{Tr}(\xi m_q \xi + \xi^\dagger m_q \xi^\dagger), \quad (1)$$

where  $\xi = \exp(i\tilde{\pi}/f_\pi)$ ,  $\tilde{\pi}$  the light meson octet and  $m_q$  is the light quark mass matrix. Such a mixing is suppressed by the factor  $\frac{m_d - m_u}{m_s - \frac{m_u + m_d}{2}}$ . Numerically the isospin violating effect is  $\mathcal{O}(10^{-2})$  in the amplitude. While the isospin conserving strong decay width is  $\mathcal{O}(10^2)$  MeV, one would naturally expect the one-pion decay width of  $D_{sj}(2317)$  and  $D_{sj}(2460)$  to be around several tens keV.

With the identification of  $(D_{sJ}(2317), D_{sJ}(2460))$  as the  $(0^+, 1^+)$  doublet in the heavy quark effective field theory, the light cone QCD sum rule is derived for the coupling of eta meson with  $D_{sJ}(2317)D_s$  and  $D_{sJ}(2460)D_s^*$ . Through  $\eta - \pi^0$  mixing, their pionic decay widths are derived [113]. These two widths are similar in magnitude, as expected from heavy quark symmetry. Combining the radiative decay widths derived by Colangelo, Fazio and Ozpineci in the same framework [112], the authors conclude that the decay patterns of  $D_{sJ}(2317, 2460)$  strongly support their interpretation as ordinary  $c\bar{s}$  mesons.

In Ref. [114] pionic decay widths of  $D_{sj}(2317)$  and  $D_{sj}(2460)$  were estimated using the  $^3P_0$  model. Their one-pion decays occur through  $\eta - \pi^0$  mixing. The mixing between  $^3P_1$  and  $^1P_1$  states enhances the single pion decay width of  $D_{sj}(2460)$ . The double pion decays of  $D_{sj}(2460)$  are allowed by isospin symmetry. But they are suppressed by three-body phase space. Under a rather crude assumption that such decays occur with the help of a virtual  $f_0(980)$  meson, the double pion decay width was estimated to be around  $0.9 \sim 1.1$  keV for  $D_{sj}(2460) \rightarrow D_s + 2\pi$  mode and  $(0.3 \sim 0.7)$  keV for  $D_{sj}(2460) \rightarrow D_s^* + 2\pi$  mode, depending on the total pionic width of  $f_0(980)$ . The double pion decay width of  $D_{sj}(2460)$  is numerically much smaller than its single pion width because of the cancellation from the mixing of  $^3P_1$  and  $^1P_1$  states. Putting the single and double pion decay modes together, the strong decay width of  $D_{sj}(2317, 2460)$  is less than 50 keV. For comparison, the single pionic decay widths from various theoretical schemes were collected in Table II.

TABLE II: Single-pion decay widths (in keV) of  $D_{sJ}(2317)$  and  $D_{sJ}(2460)$  mesons from various theoretical approaches.

References	[114]	[113]	[109]	[103]	[108]	[115]	[104]	[116]
$D_{sJ}^*(2317) \rightarrow D_s \pi^0$	32	34-44	$7 \pm 1$	21.5	$\sim 10$	16	10-100	$150 \pm 70$
$D_{sJ}(2460) \rightarrow D_s^* \pi^0$	35	35-51	$7 \pm 1$	21.5	$\sim 10$	32		$150 \pm 70$

The experimental ratio of radiative and strong decay widths of  $D_{sJ}$  mesons is presented in Table III together with the central values of theoretical predictions from light-cone QCD sum rules. The theoretical ratio is consistent with Belle and Babar's most recent data, which strongly indicates  $D_{sJ}(2317)$  and  $D_{sJ}(2460)$  are conventional  $c\bar{s}$  mesons.

Combining the radiative decay width, the total width of  $D_{sj}(2317, 2460)$  is less than 100 keV. Both resonances are extremely narrow if they are  $c\bar{s}$  states. A precise measurement of their total widths may help distinguish theoretical models of their quark content. In the future, B decays into  $D_{sJ}$  mesons may also play an important role in exploring these charming states.

#### 4. The low mass puzzle of $D_{sj}(2317)$ and $D_{sj}(2460)$

The masses of  $D_{sj}(2317)$  and  $D_{sj}(2460)$  have been treated with QCD sum rules in heavy quark effective theory in [110]. The result for the  $D_s(0^+)$  mass is consistent with experimental data within the large theoretical uncertainty.

TABLE III: Comparison between experimental ratio of  $D_{sJ}(2317, 2460)$  radiative and strong decay widths and theoretical predictions from light-cone QCD sum rule approach.

	Belle	Babar	CLEO	LCQSR
$\frac{\Gamma(D_{sJ}^*(2317) \rightarrow D_s^* \gamma)}{\Gamma(D_{sJ}^*(2317) \rightarrow D_s \pi^0)}$	< 0.18 [88]		< 0.059	0.13
$\frac{\Gamma(D_{sJ}(2460) \rightarrow D_s \gamma)}{\Gamma(D_{sJ}(2460) \rightarrow D_s^* \pi^0)}$	$0.55 \pm 0.13$	$0.375 \pm 0.054$	< 0.49	0.56
	$\pm 0.08$ [88]	$\pm 0.057$ [95]		
$\frac{\Gamma(D_{sJ}(2460) \rightarrow D_s^* \gamma)}{\Gamma(D_{sJ}(2460) \rightarrow D_s^* \pi^0)}$	< 0.31 [88]		< 0.16	0.02
$\frac{\Gamma(D_{sJ}(2460) \rightarrow D_{sJ}^*(2317) \gamma)}{\Gamma(D_{sJ}(2460) \rightarrow D_s^* \pi^0)}$		< 0.23 [94]	< 0.58	0.015

However, the central value is still 90 MeV larger than the data. Even larger result for the  $D_s(0^+)$  mass was obtained in the earlier work with the sum rule in full QCD [117]. It has been pointed out in [110] that in the formalism of QCD sum rules the physics of mixing with  $DK$  continuum resides in the contribution of  $DK$  continuum in the sum rule and including this contribution should render the mass of  $D_s(0^+)$  lower.

There have been two investigations on this problem using sum rules in full QCD including the  $O(\alpha_s)$  corrections. In Ref. [118] the value of the charm quark pole mass  $M_c = 1.46$  GeV is used and  $0^+ \bar{c}s$  is found to be 100 – 200 MeV higher than the experimental data. On the other hand, in Ref. [119]  $M_c \simeq 1.33$  GeV is used and the central value of the results for the  $0^+ \bar{c}s$  mass is in good agreement with the data. As commented by the author, the uncertainty in the value of  $M_c$  is large.

The contribution of the two-particle continuum to the spectral density can safely be neglected in many cases, as usually done in the traditional QCD sum rule analysis. One typical example is the rho meson sum rule, where the two pion continuum is of p-wave. Its contribution to the spectral density is tiny and the rho pole contribution dominates.

However, there may be an exception when the  $0^+$  particle couples strongly to the two particle continuum via s-wave. In such case, there is no threshold suppression and the two-particle continuum contribution may be more significant. The strong coupling of the  $0^+$  particle with the two particle state and the adjacency of the  $0^+$  mass to the  $DK$  continuum threshold result in large coupling channel effect which corresponds to the configuration mixing in the formalism of the quark model. In the problem under consideration,  $D_{sJ}(2317)$  is only 48 MeV below  $DK$  threshold and the s wave coupling of  $D_s(0^+)DK$  is found to be very large [120, 121]. Therefore, one may have to take into account the  $DK$  continuum contribution carefully. The importance of the  $D\pi$  continuum in the sum rule for the  $0^+$  particle was first emphasized in Ref. [122], based on duality consideration in the case where  $0^+$  mass is higher than the threshold. A crude analysis of the  $B\pi$  continuum contribution was made, based on the soft pion theorem in the case where  $0^+$  mass is higher than the threshold [121]. Such a mechanism may also explain partly why the extracted mass of the  $0^+ \bar{c}s$  state from the quenched lattice QCD simulation is higher than the experimental value where the  $DK$  continuum contribution was not included.

### C. Recent candidates of higher excited charmed mesons

The two d-wave  $c\bar{s}$  doublets ( $1^-, 2^-$ ) and ( $2^-, 3^-$ ) have not been observed experimentally. Recently BaBar Collaborations reported two new  $D_s$  states,  $D_{sJ}(2860)$  (Fig. 14) and  $D_{sJ}(2690)$  in the  $DK$  channel. Their widths are  $\Gamma = 48 \pm 7 \pm 10$  MeV and  $\Gamma = 112 \pm 7 \pm 36$  MeV respectively [123]. Thus its  $J^P = 0^+, 1^-, 2^+, 3^-, \dots$ . At the same time, Belle collaboration reported a broad  $c\bar{s}$  state  $D_{sJ}(2715)$  (Fig. 15) with  $J^P = 1^-$  in  $B^+ \rightarrow \bar{D}^0 D^0 K^+$  decay [124]. Its mass is  $2715 \pm 11_{-14}^{+11}$  MeV and width  $\Gamma = (115 \pm 20_{-32}^{+36})$  MeV.

The  $J^P$  of  $D_{sJ}(2860)$  and  $D_{sJ}(2690)$  can be  $0^+, 1^-, 2^+, 3^-, \dots$  since they decay into two pseudoscalar mesons.  $D_{sJ}(2860)$  was proposed as the first radial excitation of  $D_{sJ}(2317)$  based on a coupled channel model [125] or the first radial excitation of the ground  $1^-$  state  $D_s^*$  using an improved potential model [126]. Colangelo et al considered  $D_{sJ}(2860)$  as the D wave  $3^-$  state [127]. The mass of  $D_{sJ}(2715)$  or  $D_{sJ}(2690)$  is consistent with the potential model prediction of the  $c\bar{s}$  radially excited  $2^3S_1$  state [126, 128]. Based on chiral symmetry consideration, a D wave  $1^-$  state with mass  $M = 2720$  MeV is also predicted if the  $D_{sJ}(2536)$  is taken as the P wave  $1^+$  state [129]. The strong decay widths of these states are discussed in Refs. [130, 131].

The possible quantum numbers of  $D_{sJ}(2860)$  include  $0^+(2^3P_0)$ ,  $1^-(1^3D_1)$ ,  $1^-(2^3S_1)$ ,  $2^+(2^3P_2)$ ,  $2^+(1^3F_2)$  and  $3^-(1^3D_3)$ . The  $2^3P_2$   $c\bar{s}$  state is expected to lie around (2.95 ~ 3.0) GeV while the mass of the  $1^3F_2$  state will be much higher than 2.86 GeV.



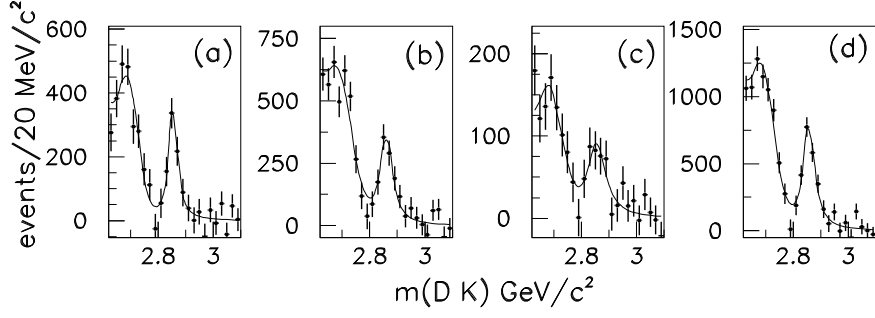


FIG. 14:  $D_{sJ}(2860)$  in the  $DK$  invariant mass distribution from Ref. [123].

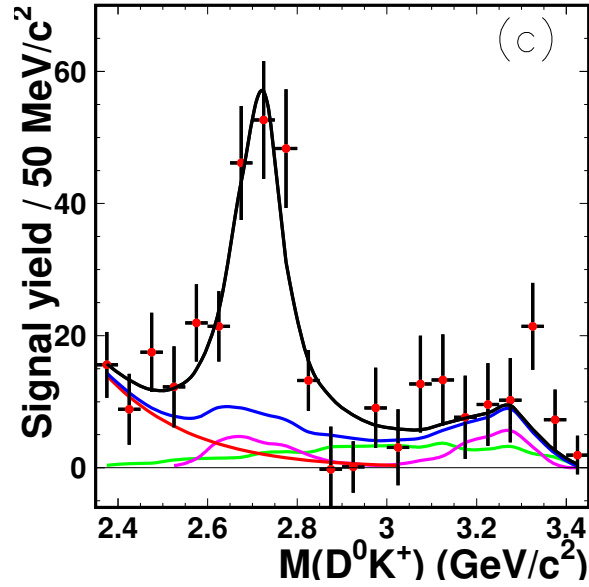


FIG. 15:  $D_{sJ}(2715)$  in the  $D^0 K^+$  spectrum from Ref. [124].

After comparing the theoretical decay widths from the  $^3P_0$  model and decay patterns with the available experimental data, the authors of Ref. [131] suggest: (1)  $D_{sJ}(2715)$  is probably the  $1^-(1^3D_1)$   $c\bar{s}$  state although the  $1^-(2^3S_1)$  assignment is not completely excluded; (2)  $D_{sJ}(2860)$  seems unlikely to be the  $1^-(2^3S_1)$  and  $1^-(1^3D_1)$  candidate; (3)  $D_{sJ}(2860)$  as either a  $0^+(2^3P_0)$  or  $3^-(1^3D_3)$   $c\bar{s}$  state is consistent with the experimental data; (4) experimental search of  $D_{sJ}(2860)$  in the channels  $D_s\eta$ ,  $DK^*$ ,  $D^*K$  and  $D_s^*\eta$  will be crucial to distinguish the above two possibilities.

#### D. $D_{sJ}(2632)$

SELEX Collaboration observed an exotic charm-strange meson  $D_{sJ}(2632)$  (Fig. 16). Its decay width is very narrow,  $\Gamma < 17$  MeV at 90% C.L. The decay channels are  $D_s\eta$  and  $D^0K^+$  with the unusual relative branching ratio [132]:

$$\frac{\Gamma(D^0K^+)}{\Gamma(D_s\eta)} = 0.16 \pm 0.06. \quad (2)$$

This state lies 274 MeV above  $D^0K^+$  threshold and 116 MeV above  $D_s\eta$  threshold. One would naively expect its strong decay width to be around (100 ~ 200) MeV. If SU(3) flavor symmetry is roughly good, one would expect the

relative branching ratio [133]:

$$\frac{\Gamma(D^0 K^+)}{\Gamma(D_s \eta)} \sim 2.3. \quad (3)$$

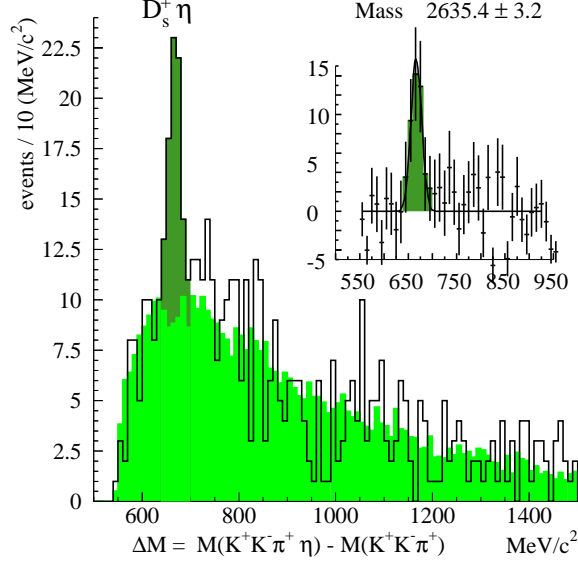


FIG. 16:  $D_{sJ}(2632)$  in the  $D_s \eta$  spectrum from Ref. [132].

One intriguing possibility is that  $D_s(2632)$  is a tetraquark [133, 134, 135, 136, 137, 139]. Then, there should be other tetraquark partners of  $D_{sJ}(2632)$ . Moreover, its narrow width may require that quarks inside  $D_{sJ}(2632)$  form tightly bound clusters like diquarks [137]. Tetraquarks with quark content  $\bar{c}q\bar{q}q$  form four multiplets: two triplets, one anti-sextet and one 15-plet

$$3 \otimes 3 \otimes \bar{3} \otimes 1 = 3_1 \oplus 3_2 \oplus \bar{6} \oplus 15. \quad (4)$$

The wave functions of these states can be found in Ref. [133]. The identification of  $D_{sJ}(2632)$  as the  $J^P = 0^+$  isoscalar member of the **15** tetraquarks with the quark content  $\frac{1}{2\sqrt{2}}(ds\bar{d} + sd\bar{d} + su\bar{u} + us\bar{u} - 2s\bar{s}\bar{s})\bar{c}$  leads to the relative branching ratio [133]

$$\frac{\Gamma(D_{sJ}^+(2632) \rightarrow D^0 K^+)}{\Gamma(D_{sJ}^+(2632) \rightarrow D_s^+ \eta)} = 0.25. \quad (5)$$

This decay pattern arises from the SU(3) Clebsch-Gordan coefficients very naturally.

Another possibility is that  $D_{sJ}^+(2632)$  is dominated by  $c\bar{s}s\bar{s}$  with  $J^P = 0^+$  [135, 139]. The  $s\bar{s}$  fluctuates into  $\frac{1}{\sqrt{3}\eta_1} - \frac{2}{\sqrt{6}\eta_s}$ . Hence, its decay mode is mainly  $D_s^+ \eta$ . The final states  $D^0 K^+, D^+ K^0$  are produced through the annihilation of  $s\bar{s}$  into  $u\bar{u} + d\bar{d}$  which requires  $\eta_1$  component. Thus this process is OZI suppressed. In this way the anomalous decay pattern is achieved.

In the diquark correlation configuration [137],  $D_{sJ}^+(2632)$  is suggested to be a  $(cs)_{3^*} - (\bar{s}\bar{s})_3$  state where the subscript numbers are color representations. With the assumption that  $(cs)_{3^*} - (\bar{s}\bar{s})_3$  has small mixing with  $(c\bar{s})_1 - (s\bar{s})_1$ , one can give a nice interpretation for the narrow width. The mixing between  $s\bar{s}$  and  $u\bar{u} + d\bar{d}$  can lead to the unusual branching ratio.

All the above three tetraquark interpretations predict the same production rates for  $D^+ K^0, D^0 K^+$  final states. A serious challenge is that SELEX Collaboration didn't find any signal in the  $D^+ K^0$  channel [132].

A very different tetraquark version  $cd\bar{d}\bar{s}$  is proposed in Refs. [134, 136]. Naively, one would expect  $D^0 K^+$  decay channel is suppressed while  $D^+ K^0$  and  $D_s \eta$  modes are both important. Interestingly, Ref. [134] invoked the isospin symmetry breaking to explain the relative branching ratio. It was proposed that the mass eigenstate  $D_{sJ}^+(2632)$  is the

mixture between the two flavor eigenstates  $a_{c\bar{s}}^+$  and  $f_{c\bar{s}}^+$ , where  $a_{c\bar{s}}^+$  is the  $I = 1, I_3 = 0$  state in  $SU(3)_F$  6 representation and  $f_{c\bar{s}}^+$  is the  $I = 0$  state in  $\bar{3}_1$ . With some special mixing scheme, the relative ratio is found to be

$$\frac{\Gamma(D^0 K^+)}{\Gamma(D_s^+ \eta)} = 0.16. \quad (6)$$

At the same time, the authors of Ref. [134] predicted

$$4 < \frac{\Gamma(D^+ K^0)}{\Gamma(D_s^+ \eta)} < 7.6, \quad (7)$$

$$1.7 < \frac{\Gamma(D_s \pi^0)}{\Gamma(D_s^+ \eta)} < 6.5. \quad (8)$$

The possibility of  $D_{sJ}(2632)$  being a heavy hybrid meson was discussed in Ref. [140]. More traditional schemes also exist. With a many-coupled-channel model for non-exotic meson-meson scattering, Beveren and Rupp noticed that there exists a resonance at 2.61 GeV with a width of about 8 MeV and nearly the same decay pattern as required by SELEX experiment [141]. Within their scheme, several additional states were generated together with  $D_{sJ}(2632)$ .

$D_{sJ}(2632)$  was also proposed as the first radial excitation of  $D_s(2112)$  with  $J^P = 1^-$  [137, 138]. The nodal structure of the radial wave function of  $D_s(2632)$  may lead to the narrow width while different decay momentum in two channels lead to anomalous decay pattern. In Ref. [142], a quantitative analysis of  $D_{sJ}^+(2632)$  as the first radial excitation of  $D_s^*(2112)$  was performed using the instantaneous Bethe-Salpeter equation. The mass is  $2658 \pm 15$  MeV. Its width is around 21.7 MeV from PCAC and low energy theorem, slightly above SELEX's upper bound. The  $S - D$  wave mixing mechanism is explored in order to explain the special decay pattern.

Unfortunately BABAR, CLEO and FOCUS reported negative results in their search of  $D_{sJ}(2632)$  [143], although the production ratios differ between  $e^+e^-$  annihilation and hadro-production experiments. Very probably  $D_{sJ}(2632)$  was an experimental artifact.

#### IV. CHARMONIUM OR CHARMONIUM-LIKE STATES

There has been important progress in the charmonium spectroscopy in the past few years. Several previously "missing" states were observed, which are expected in the quark model. Quite a few unexpected states are discovered experimentally, seriously challenging the quark model. These new states were named alphabetically as XYZ etc. Aspects of these XYZ states have been reviewed in literature, for example in Refs. [144, 145, 146, 147, 148, 149]. Interested readers may also consult these papers.

##### A. X(3872)

###### 1. The discovery of X(3872)

The charmonium-like state X(3872) was discovered by Belle collaboration in the  $J/\psi\pi^+\pi^-$  channel (Fig. 17) in the B meson decays [150]. Its existence was confirmed in the proton anti-proton collisions shortly after its discovery and its production property was found to be similar to that of  $\psi'$  by CDF and D0 collaborations [151, 152]. Later Babar collaboration also observed X(3872) from B decays [153, 154]. From these measurements its averaged mass is  $3871.2 \pm 0.5$  MeV [11]. This state is extremely narrow. Its width is less than 2.3 MeV, consistent with the detector resolution. X(3872) sits almost exactly on the  $D^0\bar{D}^{0*}$  threshold and lies very close to  $\rho J/\psi$ ,  $\omega J/\psi$  and  $D^+D^{*-}$  threshold.

Both Belle and Babar collaborations reported the radiative decay mode  $X(3872) \rightarrow \gamma J/\psi$  [155, 158], which establishes its charge conjugation parity is even. CDF collaboration found that the dipion spectrum peaked around the rho mass [157]. In other words, the discovery decay mode violates isospin and G-parity through the decay channel:  $X(3872) \rightarrow \rho J/\psi \rightarrow J/\psi\pi^+\pi^-$ . Belle collaboration reported the triple pion decay mode with the triple pion spectrum peaking around a virtual omega meson [155]. Such a decay conserves isospin and G-Parity and seems to occur through the channel:  $X(3872) \rightarrow \omega J/\psi \rightarrow J/\psi\pi^+\pi^-\pi^0$ .

Belle collaboration studied possible quantum number of X(3872) [156]. They ruled out the  $0^{++}$  and  $0^{-+}$  possibilities from the angular correlations between final state particles in  $X(3872) \rightarrow \pi^+\pi^- J/\psi$  decays. For the angular momentum

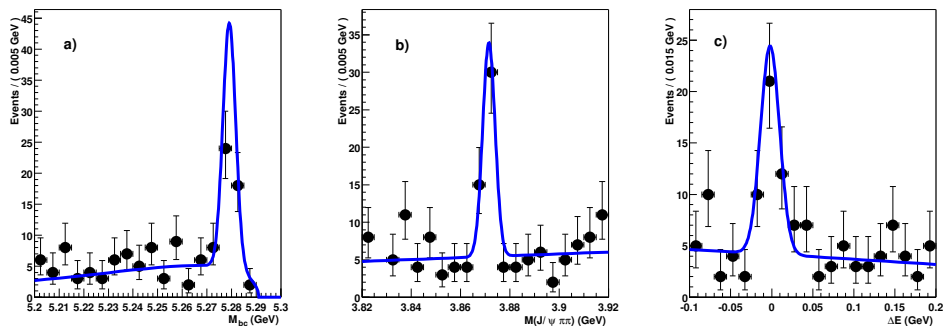


FIG. 17: X(3872) in the  $J/\psi\pi^+\pi^-$  channel from Ref. [150].

between the dipion and  $J/\psi$ , S-wave is favored over P-wave from their analysis of the shape of the  $\pi^+\pi^-$  mass distribution near its upper kinematic limit. Hence both  $1^{-+}$  and  $2^{-+}$  assignments are strongly disfavored for X(3872). Belle's analysis strongly favors  $1^{++}$  for X(3872), although the  $2^{++}$  possibility is not ruled out. Recently CDF collaboration found that only  $1^{++}$  and  $2^{-+}$  assignments are consistent with their data from the analysis of angular distributions and correlations of X(3872) [159]. Combining the above experiments one concludes the  $J^{PC}$  of X(3872) is  $1^{++}$ .

### 2. Theoretical interpretations of X(3872)

The  $2^3P_1 c\bar{c}$  state ( $\chi'_{c1}$ ) lies  $50 \sim 200$  MeV above X(3872) from various quark model calculation. A charmonium state does not carry isospin, hence does not decay into  $\rho J/\psi$  final states easily. It was quite difficult to find a suitable position for X(3872) if it was assigned as a  $c\bar{c}$  state [160, 161].

Up to now, theoretical interpretations of X(3872) include a molecular state [162, 163, 164, 165, 166],  $1^{++}$  cusp [167] or S-wave threshold effect [168] due to the  $D^0\bar{D}^{0*}$  threshold, hybrid charmonium [169], diquark anti-diquark bound state [170], tetraquark state [171, 172, 173, 174, 175, 176].

The hybrid charmonium is not expected to lie so low as around 3872 MeV in the flux tube model or from the lattice simulation [177]. Babar collaboration found no charged partners of X(3872), which were predicted in the diquark anti-diquark bound state model [170]. Its extremely narrow width and lack of member states in the same multiplet cast doubt on the various versions of tetraquark hypothesis [171, 172, 173, 174, 175].

Among the above theoretical schemes, the molecular picture has been the most popular one. In Ref. [165] Swanson proposed that (1) X(3872) was mainly a  $D^0\bar{D}^{0*}$  molecule bound by both the quark exchange and pion exchange; (2) its wave function also contains some small but important admixture of  $\rho J/\psi$  and  $\omega J/\psi$  components. This molecular picture explains the proximity of X(3872) to the  $D^0\bar{D}^{0*}$  threshold and the isospin violating  $\rho J/\psi$  decay mode in a very natural way. Moreover this picture predicted the decay width of the  $\pi^+\pi^-\pi^0 J/\psi$  mode is the same as that of  $\rho J/\psi$ . This was a remarkable prediction, confirmed by Belle collaboration later [155]. So far, the molecular picture was very successful.

There was another nice feature of this model. If X(3872) is a loosely bound S-wave molecular state, the branching ratio for  $B^0 \rightarrow X(3872)K^0$  was suppressed by more than one order of magnitude compared to that for  $B^+ \rightarrow X(3872)K^+$  as shown quite rigorously by Braaten and Kusunoki in Ref. [178].

### 3. Experimental evidence against the molecular assignment

But as more experimental data was released, evidence against the molecular picture is gradually accumulating. In order to make comparison with experiments, let's quote the decay widths of several typical decay modes from Ref. [165]. These modes had been measured experimentally. With a typical binding energy of 1 MeV for X(3872), the theoretical decay widths of  $D^0\bar{D}^{0*}\pi^0$ ,  $\pi^+\pi^-J/\psi$ ,  $\pi^+\pi^-\pi^0 J/\psi$  and  $\gamma J/\psi$  are 66 keV, 1215 keV, 820 keV and 8 keV respectively.

The radiative decay mode is clean and ideal to test the model. Two experiments measured this ratio. The value from Belle collaboration is [155]

$$\frac{B(X(3872) \rightarrow \gamma J/\psi)}{B(X(3872) \rightarrow \pi^+\pi^- J/\psi)} = 0.14 \pm 0.05 \quad (9)$$

and that from Babar collaboration is [158]

$$\frac{B(X(3872) \rightarrow \gamma J/\psi)}{B(X(3872) \rightarrow \pi^+ \pi^- J/\psi)} \approx 0.25 \quad (10)$$

while the theoretical prediction from the molecular model is 0.007.

Recently Belle collaboration reported a near-threshold enhancement (Fig. 18) in the  $D^0 \bar{D}^0 \pi^0$  system with a mass  $3875.4 \pm 0.7_{-2.0}^{+1.2}$  MeV [179]. This state can probably be identified as X(3872). Since it lies 3 MeV above the  $D^0 \bar{D}^{0*}$  threshold, it is very awkward to treat it as a  $D^0 \bar{D}^{0*}$  molecule.

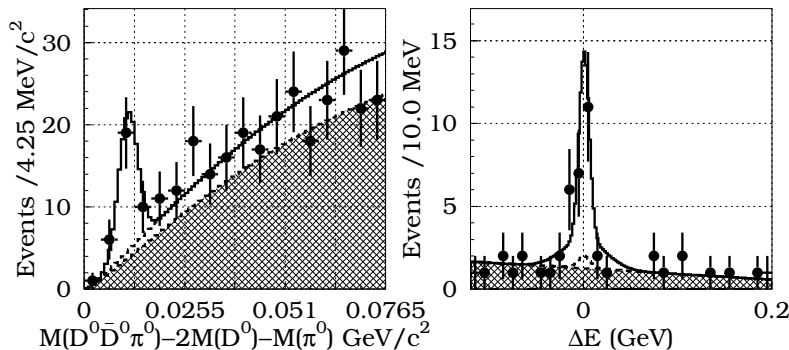


FIG. 18: The near-threshold enhancement in the  $D^0 \bar{D}^0 \pi^0$  system from Ref. [179].

From the same experiment, we have

$$\frac{B(X(3872) \rightarrow D^0 \bar{D}^0 \pi^0)}{B(X(3872) \rightarrow \pi^+ \pi^- J/\psi)} = 9.4_{-4.3}^{+3.6} \quad (11)$$

while the theoretical prediction is 0.054. From Table I in Ref. [179], we have

$$\frac{B(B^0 \rightarrow X(3872) K^0)}{B(B^+ \rightarrow X(3872) K^+)} \approx 1.62 \quad (12)$$

while the theoretical prediction is less than 0.1.

#### 4. Is X(3872) still a $1^{++}$ charmonium?

The similar production properties of X(3872) as  $\psi'$  in the proton anti-proton annihilation and all the above discrepancies unveil that a very large component of X(3872) or its short-distance core is still  $c\bar{c}$  or  $\chi'_{c1}$ , as also noted in Refs. [180, 181]. As  $\chi'_{c1}$ , the dominant decay mode is certainly  $D^0 \bar{D}^{*0}$  or  $D^0 \bar{D}^0 \pi^0$  at the present mass. Then comes the hidden-charm decay modes. Its radiative decay  $X(3872) \rightarrow \gamma J/\psi$  is also important. As a  $1^{++}$  charmonium, its production properties behave like  $\psi'$  naturally.

Previously there were three obstacles with the conventional charmonium assignment, which can be overcome. The first one is the isospin violating decay  $\rho J/\psi$ . The rho-like behavior of the dipion mass spectrum may result from a dominant decay to the isospin conserving  $\omega J/\psi$  slightly off omega mass shell and the small isospin breaking rho-omega mixing [181]. The enhancement due to the three-body phase space in the  $\pi^+ \pi^- J/\psi$  mode compared to the four-body phase space in the  $\pi^+ \pi^- \pi^0 J/\psi$  mode may compensate the suppression from the isospin violation to some extent, thus leading to approximately the same widths. In this case the X(3872) could be an isoscalar state as expected in a charmonium interpretation.

In Ref. [182] whether the final state interaction effect plays a significant role in the large hidden charm decay width of X(3872) is investigated under the assumption that X(3872) is a candidate of  $\chi'_{c1}$ . X(3872) decays into  $J/\psi \rho$  through exchanging a charmed meson between the  $D\bar{D}^*$  intermediate states. In Ref. [182] the authors kept only the neutral  $D\bar{D}^*$  pair and found the absorptive contribution to  $X(3872) \rightarrow J/\psi \rho$  is small. Recently the re-scattering mechanism was reexamined in Ref. [183]. Both the charged and neutral  $D\bar{D}^*$  intermediate states were included. The dispersive contribution was calculated through the dispersion relation. With the isospin violation in the kinematical factors,

the different Breit-Wigner distribution of the  $\rho$  and  $\omega$  mesons, and suitable parameters, the authors reproduced the experimental relative branching ratio between the  $J/\psi\rho$  and  $J/\psi\omega$  decay modes [183].

The second obstacle is the low mass of X(3872), which may be ascribed to the large S-wave coupled channel effects, exactly the same as in the case of  $D_{sj}(2317)$ . Recall that the quark model also overestimates the mass of  $D_{sj}(2317)$  by 160 MeV. It's quite plausible that the accuracy of the quark model description of the hadron spectrum above strong decay threshold is around 100 MeV, especially in presence of the nearby S-wave open channels. In fact, a recent lattice simulation with improved gauge and Wilson fermion actions by China Lattice collaboration suggests the mass of the first excited state of  $1^{++}$  charmonium is 3.853(57) GeV [184], consistent with X(3872). The authors also observed a node structure in the Bethe-Salpeter wave-function of the  $1^{++}$  state, which is characteristic of the radial excitation.

The third obstacle is the extremely narrow width of X(3872). With the common  $^3P_0$  strong decay model, the total width of X(3872) is several tens MeV even if it lies only several MeV above the  $D^0\bar{D}^{0*}$  threshold, which is far greater than the present upper bound. One possible solution is that the strong decay parameter  $\gamma$  in the  $^3P_0$  model decreases near threshold [185]. The recent analysis in Ref. [183] indicates the total width of X(3872) is about  $1 \sim 2$  MeV, consistent with the present upper bound.

### B. Y(4260), Y(4385)

BABAR collaboration observed a charmonium state around 4.26 GeV in the  $\pi^+\pi^-J/\psi$  channel (Fig. 19) [186]. Its decay width is around (50 ~ 90) MeV. This state lies far above threshold but still has a not-so-broad width. Since this resonance is found in the  $e^+e^-$  annihilation through initial state radiation (ISR), its spin-parity is known  $J^{PC} = 1^{--}$ . For comparison, R distribution dips around 4.26 GeV [11].

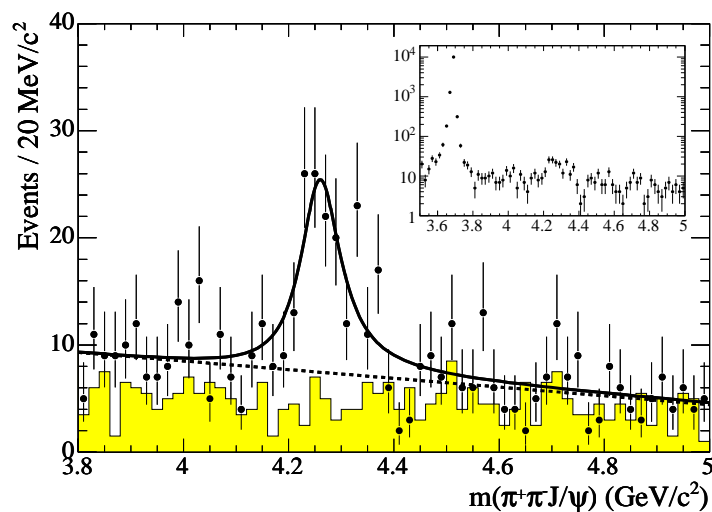


FIG. 19: Y(4260) in the  $\pi^+\pi^-J/\psi$  channel from Ref. [186].

CLEO Collaboration confirmed this state in the  $\pi^+\pi^-J/\psi$  channel at  $11\sigma$  significance [187]. Two additional decay channels  $\pi^0\pi^0J/\psi$  and  $K^+K^-J/\psi$  were reported at  $5.1\sigma$  and  $3.7\sigma$  significance respectively. The  $e^+e^-$  cross-sections at  $s = 4.26$  GeV was measured to be  $\sigma(\pi^+\pi^-J/\psi) = 58_{-10}^{+12} \pm 4$  pb,  $\sigma(\pi^0\pi^0J/\psi) = 23_{-8}^{+12} \pm 1$  pb, and  $\sigma(K^+K^-J/\psi) = 9_{-5}^{+9} \pm 1$  pb. Later, several other experiments confirmed this state [188, 189]. It is interesting to note that there is no indication for Y(4260) in other ISR-produced final states. There was also some evidence of Y(4260) from B decays [190]. For comparison, the central values of the extracted mass and width of Y(4260) were collected in Table IV B.

	Babar	CLEO-c	CLEO III	Belle
Events	125	50	14	165
Mass	4259	4260	4283	4295
Width	88		70	133

TABLE IV: The central values of the extracted mass and width of Y(4260) from various experimental measurements.

According to the PDG assignment of the  $1^{--}$  charmonium, there are four S-wave states  $J/\psi$ ,  $\psi(3686)$ ,  $\psi(4040)$ ,  $\psi(4415)$  and two D-wave states  $\psi(3770)$ ,  $\psi(4160)$ . Naively one would expect the  $3^3D_1$  state above 4.4 GeV. In other words, there is no suitable place for Y(4260) in the quark model spectrum. The discovery of Y(4260) indicates the overpopulation of the spectrum if PDG classification of the observed  $1^{--}$  charmonium is correct.

A second remarkable feature of Y(4260) is its large hidden-charm decay width. From BES's measurement of R distribution, the leptonic width of Y(4260) was extracted [191]

$$\Gamma[Y(4260) \rightarrow e^+e^-] < 240\text{eV} . \quad (13)$$

Together with its total width and the measured product

$$\Gamma[Y(4260) \rightarrow e^+e^-]B[Y(4260) \rightarrow J\psi\pi^+\pi^-] = 5\text{eV} , \quad (14)$$

its hidden-charm decay width is found to be:

$$\Gamma[Y(4260) \rightarrow J\psi\pi^+\pi^-] > 1.8\text{MeV} . \quad (15)$$

In contrast, the pionic decay width of  $\psi''$  is only 50 keV [11]. If Y(4260) is a conventional charmonium state, one might expect comparable hidden-charm width around 200 keV after taking into account the phase space effect. Moreover, similar dipion transitions from the nearby  $\psi(4040)$  or  $\psi(4160)$  states were not observed after careful experimental scan.

This intriguing state has triggered heated speculations of its underlying structure. Various models were proposed including a meson-meson molecular state bound by meson exchange [192, 193], baryonium state composed of two colored  $\Lambda_c$ - $\bar{\Lambda}_c$  clusters [194], S-wave threshold effect [195], a coupled-channel signal [196], the first orbital excitation of a diquark-antidiquark state with the quark content  $cs\bar{c}\bar{s}$  which decays dominantly into  $D_s\bar{D}_s$  [197], or a 4S charmonium with S-D interference to explain the dip in the R distribution [198].

A recent calculation of the charmonium spectrum above charm threshold strongly disfavors the charmonium assignment of Y(4260) in the framework of the Cornell coupled-channel model for the coupling of  $c\bar{c}$  levels to two-meson states [199]. It's very interesting to recall that Quigg and Rosner predicted one  $1^{--}$  charmonium state at 4233 MeV using the logarithmic potential thirty years ago, which was identified as the 4S state [200]. In order to study possible effects of color screening and large string tension in heavy quarkonium spectra, Ding, Chao, and Qin also predicted their 4S charmonium state exactly at 4262 MeV twelve years ago [201]! Their potential is quite simple:

$$V(r) = -\frac{4}{3}\frac{\alpha_s}{r} + \frac{T}{\mu}(1 - e^{-\mu r}) \quad (16)$$

where  $T$  is the string tension and  $\mu$  is the screening parameter. With such a perfect agreement, one may wonder whether PDG assignment misses one  $1^{--}$  charmonium state in the quark model. Or does the same traditional quark potential hold for higher states far above strong decay threshold? However, one serious challenge remains for the conventional quark model interpretation: how to generate the huge  $J/\psi\pi\pi$  decay width?

The solution seems to lie beyond the conventional quark model. The mass of Y(4260) does not contradict the scalar tetraquark hypothesis. If so, it must be produced by the  $I = 0$  component of the virtual photon from the ISR experiments. Then the  $I = 1, I_z = 0$  component of the virtual photon should have produced its isovector partner  $Y'(4260)$ , which may be searched for in the decay channel  $\pi^+\pi^-\pi^0 J/\psi$  using exactly the same database from the initial state radiation process. In fact, the non-observation of  $Y'(4260)$  already rejected the tetraquark hypothesis. Moreover, a tetraquark far above threshold can fall apart into  $D\bar{D}, D^*\bar{D}^*$  very easily. Its not-so-large width also disfavors the tetraquark hypothesis [202].

In fact, the promising and feasible interpretation is the hybrid charmonium interpretation [202, 203, 204]. At present, none of the available experimental information is in conflict with the hybrid charmonium picture. As a  $c\bar{c}G$  state, it is expected to lie around this mass range. It couples to the virtual photon weakly and has a small leptonic width, thus explaining the dip at 4.26 GeV in the R distribution. The gluon field inside the hybrid splits into light quark pairs quite easily, leading to the huge hidden-charm decay width. Except for the phase space, such a process occurs roughly in a flavor-symmetric way.

There were two lattice simulations of Y(4260). With a molecular operator  $\{(\bar{q}\gamma_5\gamma_i c)(\bar{c}\gamma_5 q) - (\bar{c}\gamma_5\gamma_i q)(\bar{q}\gamma_5 c)\}$ , a resonance signal was observed with a mass around  $4238 \pm 31$  MeV, which was identified as Y(4260) [205]. In Ref. [206] the possibility of Y(4260) as a hybrid charmonium was investigated on the lattice.

The width of all hidden-charm decay modes of Y(4260) is around several MeV while its total width is about 100 MeV. In other words, its main decay channels have not been observed. Experimentally it will be helpful to search for the  $\bar{D}D_1^*, \bar{D}^*D_0^*, \bar{D}D_1, \bar{D}_sD_{sj}(2317)$  modes etc, where  $D_0^*$  and  $D_1^*$  are broad P-wave scalar mesons in the

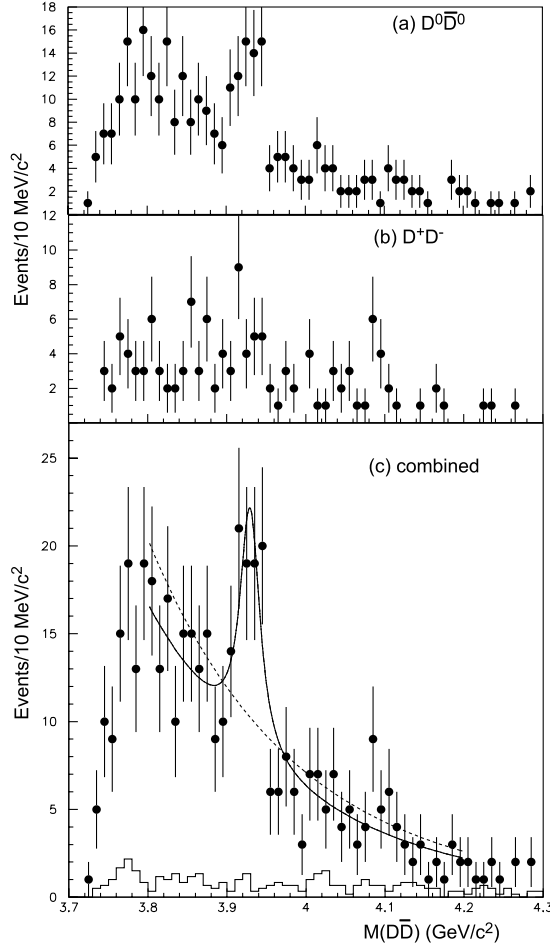


FIG. 20:  $\chi'_{c2}$  in the process  $\gamma\gamma \rightarrow D\bar{D}$  from Ref. [208].

$(0^+, 1^+)$  doublet while  $D_1$  is the narrow  $1^+$  state. Some decay channels may occur through the upper tail of the mass distribution of  $Y(4260)$  since it's broad.

Babar's recent observation of a new broad signal at 4320 MeV in the  $\psi(2S)\pi^+\pi^-$  channel via the same ISR technique further complicates the situation [207]. The central values of the extracted mass from Belle and CLEOIII deviated from those from Babar and CLEOc, although all these structures are quite broad. It will be extremely helpful to establish experimentally whether all these structures including this  $Y(4320)$  arose from one single broad resonance.

### C. X(3940), Y(3940), Z(3930)

Belle collaboration observed a new charmonium state (Fig. 20) in the process  $\gamma\gamma \rightarrow D\bar{D}$  [208]. The production rate and the angular distribution in the  $\gamma\gamma$  center-of-mass frame suggest that this state is the  $2^{++}$  charmonium state  $\chi'_{c2}$ . Its mass and width are  $M = 3931 \pm 4 \pm 2$  MeV and  $\Gamma = 20 \pm 8 \pm 3$  MeV respectively. This state matches the theoretical expectation of the  $2^3P_2$  charmonium in the quark model very well [160], although its mass is 40-100 MeV below quark model predictions. In fact, such a discrepancy can be viewed the typical accuracy of the quark model predictions of the higher charmonium spectrum above threshold, if one treats  $\chi'_{c2}$  as a benchmark in the comparison between theory and experiments. As  $\chi'_{c2}$ , the other main decay mode  $D\bar{D}^*$  awaits to be discovered.

Around the same mass, Belle collaboration observed another charmonium-like state X(3940) (Fig. 21) in the spectrum of masses recoiling from the  $J/\psi$  in the inclusive process  $e^+e^- \rightarrow J/\psi + \text{anything}$  [209]. X(3940) decays into  $\bar{D}D^*$  with a width less than 52 MeV.  $X(3940) \rightarrow D\bar{D}, \omega J/\psi$  modes were not observed. Such a decay pattern is typical of  $\chi'_{c1}$  [160]. If X(3940) is  $\chi'_{c1}$ , one may expect a stronger signal of its ground state  $\chi_{c1}$ . But in the same reaction, Belle collaboration didn't observe  $\chi_{c1}$ . A possible assignment of X(3940) is  $\eta''_c$ , although the  $\eta''_c$  mass is predicted to be around 100 MeV higher in the quark model. Such a discrepancy should be tolerable if one keeps the



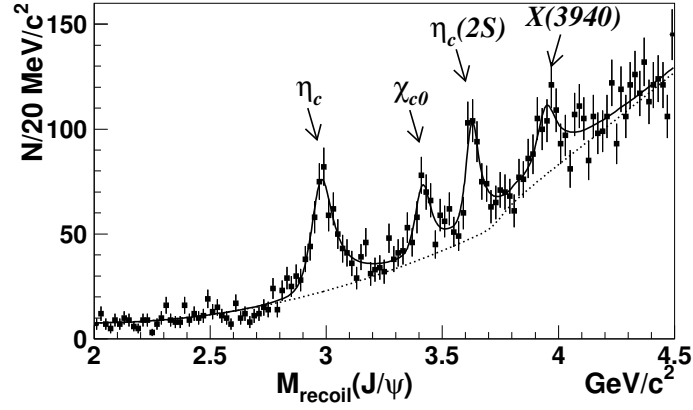


FIG. 21: X(3940) in the spectrum of masses recoiling from the  $J/\psi$  in the inclusive process  $e^+e^- \rightarrow J/\psi + \text{anything}$  from Ref. [209].

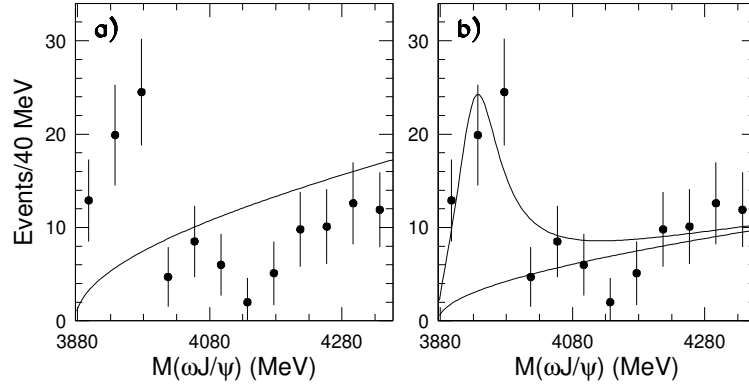


FIG. 22: Y(3940) in the  $\omega J/\psi$  invariant mass distribution from Ref. [210].

$\chi'_{c2}$  case in mind.

Belle collaboration reported a near-threshold enhancement Y(3940) in the  $\omega J/\psi$  invariant mass distribution (Fig. 22) for exclusive  $B \rightarrow K\omega J/\psi$  decays [210]. Its width is around 92 MeV. The decay width of  $Y(3940) \rightarrow \omega J/\psi$  is greater than 7 MeV, which is really huge since this is a hidden-charm decay and violates isospin! Neither  $D\bar{D}$  nor  $D\bar{D}^*$  decay mode was observed. Such a decay pattern motivated Belle collaboration to speculate Y(3940) as a hybrid charmonium. As said before, hybrid charmonium states are expected to lie higher [2]. If it were a hybrid, the potentially dominant decay modes in the form of  $L = 0$  and  $L = 1$  combination are kinematically forbidden. Then one would expect  $D\bar{D}$  and  $D\bar{D}^*$  to be the main modes. The priority is to confirm this threshold enhancement in other decay channels since its main decay modes have not been observed yet. Right now the possibility of this threshold enhancement being an artifact is not excluded.

## V. CONCLUSION

In this paper new hadron states observed in the past four years are reviewed. Some of them lie very close to their strong decay thresholds. Among them,  $D_{sj}(2317)$ ,  $D_{sj}(2460)$ , X(3872), Z(3930) and Y(4260) are well established experimentally while some other states especially those threshold enhancements await confirmation from other collaborations. To summarize,

- Z(3930) is  $\chi'_{c2}$ .
- Y(4260) is an excellent hybrid charmonium candidate.
- X(3872) (or its dominant component) is very probably  $\chi'_{c1}$ .

- $D_{sj}(2317)$  and  $D_{sj}(2460)$  are  $c\bar{s}$  states.
- $D_{sj}(2632)$  is probably an experimental artifact.

The quark model spectrum for the  $0^+$ ,  $1^+$   $c\bar{s}$  and  $1^{++}$   $c\bar{c}$  systems are distorted by nearby open channels. The strong interference with the S-wave continuum lowers the original quark model levels significantly. One example is the level ordering of X(3872) and Z(3930), which indicates the S-wave couple-channel effect is important for spectrum above or near strong decay threshold.

The two particle  $DK$  continuum state, a  $DK$  resonance and a bound state behave differently on the lattice. A dynamical simulation of  $DK$  scattering with chiral symmetry on the lattice will be extremely helpful. One may extract their phase shifts and energy levels. Through the variation of the energy level with the lattice length  $L$ , one may get some crucial hints of their underlying structure. Future lattice simulation of  $DK$  and  $D^0\bar{D}^{*0}$  scattering is strongly called for to shed light on  $D_{sj}(2317)$  and X(3872).

This year BESIII will start taking data in Beijing. Its luminosity is expected to be 100 times of that for BESII. There are active experimental programs on hybrid mesons and glueballs at JLAB. B-factories are collecting data continuously. In the near future, J-PARC will have a large hadron physics program in Japan. There will be great advances in hadron spectroscopy and the low energy sector of QCD with so many experimental facilities running.

### Acknowledgments

The author thanks Professor Z.-Y. Zhang for suggesting the topic and all my collaborators for the enjoyable collaborations. Because of his personal research interest, the author apologizes to those whose papers and contributions were not mentioned in this work. This project was supported by the National Natural Science Foundation of China under Grants 10421503 and 10625521, and Ministry of Education of China, FANEDD.

- 
- [1] T. Nakano et al., Phys. Rev. Lett. 91, 012002 (2003).
  - [2] C. Michael, hep-lat/0302001.
  - [3] E. Witten, Nucl. Phys. B 169, 57 (1979).
  - [4] Shi-Lin Zhu, Int. J. Mod. Phys. A 19, 3439 (2004); **ibid** A 20, 1548 (2005).
  - [5] M. Oka, Prog. Theor. Phys. 112, 1 (2004).
  - [6] K. H. Hicks, Prog. Part. Nucl. Phys. 55, 647 (2005).
  - [7] J. Z. Bai et al, BES Collaboration, Phys. Rev. Lett. 91, 022001 (2003).
  - [8] C.-S. Gao, Shi-Lin Zhu, Commun. Theor. Phys. 42, 844 (2004).
  - [9] M. Ablikim et al., BES Collaboration, Phys. Rev. Lett. 95, 262001 (2005).
  - [10] A.Sirbirtsev et al., hep-ph/0411386.
  - [11] W.-M. Yao et al., J. Phys. G 33, 1 (2006).
  - [12] Shi-Lin Zhu, C. S. Gao, Commun. Theor. Phys. 46, 291 (2006).
  - [13] J. L. Rosner, Phys. Rev. D **68**, 014004 (2003).
  - [14] A. Datta and P. J. O'Donnell, Phys. Lett. B **567**, 273 (2003).
  - [15] B. S. Zou and H. C. Chiang, Phys. Rev. D **69**, 034004 (2004).
  - [16] B. Kerbikov, A. Stavinsky and V. Fedotov, arXiv:nucl-th/0310060.
  - [17] B. Kerbikov, A. Stavinsky and V. Fedotov, Phys. Rev. C **69**, 055205 (2004).
  - [18] I. N. Mishustin, L. M. Satarov, T. J. Burvenich, H. Stoecker and W. Greiner, Phys. Rev. C **71**, 035201 (2005).
  - [19] M. L. Yan, S. Li, B. Wu and B. Q. Ma, Phys. Rev. D **72**, 034027 (2005).
  - [20] X. A. Liu, X. Q. Zeng, Y. B. Ding, X. Q. Li, H. Shen and P. N. Shen, hep-ph/0406118.
  - [21] D. V. Bugg, Phys. Lett. B **598**, 8 (2004).
  - [22] X. G. He, X. Q. Li and J. P. Ma, Phys. Rev. D **71**, 014031 (2005).
  - [23] C. H. Chang and H. R. Pang, Commun. Theor. Phys. **43**, 275 (2005).
  - [24] A.Sirbirtsev et al., hep-ph/0411386.
  - [25] B. Loiseau and S. Wycech, Int. J. Mod. Phys. A **20**, 1990 (2005).
  - [26] B. Loiseau and S. Wycech, hep-ph/0501112.
  - [27] G. J. Ding and M. L. Yan, hep-ph/0502127.
  - [28] G. J. Ding, J. l. Ping and M. L. Yan, hep-ph/0510013.
  - [29] N. Kochelev and D. P. Min, hep-ph/0508288, hep-ph/0510016.
  - [30] X. G. He, X. Q. Li, X. Liu and J. P. Ma, hep-ph/0509140.
  - [31] B. A. Li, hep-ph/0510093.
  - [32] E. Fermi and C. N. Yang, Phys. Rev. 76, 1739 (1949).
  - [33] J.-M. Richard, Nucl. Phys. B (Proc. Suppl.) 86, 361 (2000).

- [34] E. Klempt, F. Bradamante, A. Martin, and J.-M. Richard, *Phys. Rep.* 368, 119 (2002) and references herein.
- [35] T. Huang, Shi-Lin Zhu, *Phys. Rev. D* 73, 014023 (2006).
- [36] M. Ablikim et al., BES Collaboration, *Phys. Rev. Lett.* 97, 142002 (2006).
- [37] X. Liu, B. Zhang, L.-L. Shen, Shi-Lin Zhu, hep-ph/0701022.
- [38] F.K. Guo and P.N. Shen, *Phys. Rev. D* 74, 097503 (2006).
- [39] M. Karliner and H.J. Lipkin, hep-ph/0607093.
- [40] Z.G. Wang and S.L. Wang, *Chin. Phys. Lett.* 23, 3208 (2006).
- [41] G.J. Ding and M.L. Yan, *Phys. Lett. B* 643, 33 (2006).
- [42] A.L. Zhang, T. Huang and T.G. Steele, hep-ph/0612146.
- [43] M. Ablikim et al., BES Collaboration, *Phys. Lett. B* 607, 243 (2005).
- [44] M. Ablikim et al., BES Collaboration, *Phys. Rev. Lett.* 96, 162002 (2006).
- [45] B. A. Li, *Phys. Rev. D* 74, 054017 (2006).
- [46] F. Buccella, H. Hogaasen, J. M. Richard and P. Sorba, *Eur. Phys. J. C* 49, 743 (2007).
- [47] A. Zhang, T. Huang and T. G. Steele, hep-ph/0612146.
- [48] K. T. Chao, hep-ph/0602190.
- [49] M.S. Chanowitz and S.R. Sharpe, *Phys. Lett. B* 132, 413 (1983); *Nucl. Phys. B* 222, 211 (1983).
- [50] P. Bicudo, S. R. Cotanch, F. J. Llanes-Estrada and D. G. Robertson, hep-ph/0602172.
- [51] D. V. Bugg, hep-ph/0603018.
- [52] X. G. He, X. Q. Li, X. Liu and X. Q. Zeng, *Phys. Rev. D* 73, 114026 (2006).
- [53] J. L. Rosner, *Phys. Rev. D* 74, 076006 (2006).
- [54] Q. Zhao and B. S. Zou, *Phys. Rev. D* 74, 114025 (2006).
- [55] T. D. Cohen, *Phys. Lett. B* 427, 348 (1998).
- [56] F. E. Close, P.R. Page, *Nucl. Phys. B* 443, 233 (1995); F. E. Close, S. Godfrey, *Phys. Lett. B* 574, 210 (2003).
- [57] P.R. Page, E.S. Swanson and A.P. Szczepaniak. *Phys. Rev. D* 59, 034016 (1999).
- [58] Shi-Lin Zhu, *Phys. Rev. D* 60, 014008 (1999).
- [59] G. S. Bali, *Phys. Rev. D* 71, 114513 (2005).
- [60] S.U. Chung, et al., *Phys. Rev. D* 60, 092001-1 (1999), and references therein.
- [61] A. Abele et al., *Phys. Lett. B* 446, 349 (1999).
- [62] G. S. Adams et al. *Phys. Rev. Lett.* 81, 5760 (1998); S. U. Chung et al., *Phys. Rev. D* 65, 072001 (2002).
- [63] E.I. Ivanov, et al., *Phys. Rev. Lett.* 86, 3977 (2001).
- [64] J. Kuhn, et al., *Phys. Lett. B* 595, 109 (2004).
- [65] M. Lu et al., *Phys. Rev. Lett.* 94, 032002 (2005).
- [66] A. P. Szczepaniak, M. Swat, A. R. Dzierba, *Phys. Rev. Lett.* 91, 092002 (2003); A.R. Dzierba et al., *Phys. Rev. D* 67, 094015 (2003).
- [67] G. S. Adams et al., hep-ex/0612062.
- [68] A. R. Dzierba et al., *Phys. Rev. D* 73, 072001 (2006).
- [69] B. Aubert et al., *Phys. Rev. D* 74, 091103 (2006).
- [70] Z. G. Wang, hep-ph/0610171.
- [71] G. J. Ding, M. L. Yan, hep-ph/0611319.
- [72] T. Barnes, N. Black and P. R. Page, *Phys. Rev. D* 68, 054014 (2003).
- [73] G. J. Ding, M. L. Yan, hep-ph/0701047.
- [74] M. Ablikim et al., *Phys. Rev. Lett.* 93, 112002 (2004).
- [75] M. Z. Wang et al., *Phys. Lett. B* 617, 141 (2005).
- [76] X. G. He, X. Q. Li, J. P. Ma, *Phys. Rev. D* 71, 014031 (2005).
- [77] C. Z. Yuan, X. H. Mo, P. Wang, *Phys. Lett. B* 626, 95 (2005).
- [78] G. J. Ding, J. L. Ping, M. L. Yan, *Phys. Rev. D* 74, 014029 (2006).
- [79] F. Q. Wu, B. S. Zou, *Phys. Rev. D* 73, 114008 (2006).
- [80] M. Ablikim et al., *Phys. Rev. Lett.* 97, 062001 (2006).
- [81] B. Grinstein, *Nucl. Phys. B* 339, 253 (1990); E. Eichten and B. Hill, *Phys. Lett. B* 234, 511 (1990); A. F. Falk, H. Georgi, B. Grinstein, and M. B. Wise, *Nucl. Phys. B* 343, 1 (1990).
- [82] K. Abe et al., *Phys. Rev. D* 69, 112002 (2004).
- [83] J. M. Link et al., *Phys. Lett. B* 586, 11 (2004).
- [84] V. Dmitrasinovic, *Phys. Rev. Lett.* 94, 162002 (2005).
- [85] Babar Collaboration, B. Aubert et al., *Phys. Rev. Lett.* 90, 242001 (2003).
- [86] CLEO Collaboration, D. Besson et al., *Phys. Rev. D* 68, 032002 (2003).
- [87] Belle Collaboration, P. Krokovny et al., *Phys. Rev. Lett.* 91, 262002 (2003).
- [88] Belle Collaboration, Y. Mikami et al., *Phys. Rev. Lett.* 92, 012002 (2004).
- [89] Belle Collaboration, A. Drutskoy et al., *Phys. Rev. Lett.* 96, 061802 (2005).
- [90] Belle Collaboration, P. Krokovny et al., hep-ex/0310053.
- [91] FOCUS Collaboration, E. W. Vaandering, hep-ex/0406044.
- [92] Babar Collaboration, B. Aubert et al., *Phys. Rev. Lett.* 93, 181801 (2004).
- [93] Babar Collaboration, B. Aubert et al., *Phys. Rev. D* 69, 031101 (2004).
- [94] Babar Collaboration, G. Calderini et al., hep-ex/0405081.
- [95] Babar Collaboration, B. Aubert et al., hep-ex/0408067.

- [96] S. Godfrey and R. Kokoski, Phys. Rev. D 43, 1679 (1991); S. Godfrey and N. Isgur, Phys. Rev. D 32, 189 (1985); M. Di Pierro and E. Eichten, Phys. Rev. D 64, 114004 (2001).
- [97] Y.-B. Dai, C.-S. Huang and H.-Y. Jin, Phys. Lett. B 331, 174 (1994).
- [98] G. S. Bali, Phys. Rev. D 68, 071501 (2003).
- [99] A. Dougall, R.D. Kenway, C.M. Maynard, and C. McNeile, Phys. Lett. B 569, 41 (2003).
- [100] H. W. Lin, S. Ohta, A. Soni, and N. Yamada, hep-lat/0607035.
- [101] T. Barnes, F. E. Close, H. J. Lipkin, Phys. Rev. D 68, 054006 (2003).
- [102] E. van Beveren and G. Rupp, Phys. Rev. Lett. 91, 012003 (2003); Euro. Phys. J. C 32, 493 (2004).
- [103] W. A. Bardeen, E. J. Eichten, C. T. Hill, Phys. Rev. D 68, 054024 (2003).
- [104] H. Y. Cheng, W. S. Hou, Phys. Lett. B 566, 193 (2003).
- [105] K. Terasaki, Phys. Rev. D68, 011501 (2003).
- [106] J. Vijande, F. Fernandez, A. Valcarce, Phys. Rev. D 73, 034002 (2006).
- [107] H. X. Zhang, W. L. Wang, Y. B. Dai, and Z. Y. Zhang, hep-ph/0607207.
- [108] S. Godfrey, Phys. Lett. B568, 254 (2003).
- [109] P. Colangelo and F. De Fazio, Phys. Lett. B570, 180 (2003).
- [110] Y. B. Dai, C. S. Huang, C. Liu, Shi-Lin Zhu, Phys. Rev. D 68, 114011 (2003).
- [111] P. L. Cho and M. B. Wise, Phys. Rev. D 49, 6228 (1994).
- [112] P. Colangelo, F. De Fazio and A. Ozpineci, Phys. Rev. D 72, 074004 (2005).
- [113] W. Wei, P.-Z. Huang, and Shi-Lin Zhu, Phys. Rev. D 73, 034004 (2006).
- [114] J. Lu, W.-Z. Deng, X.-L. Chen, and Shi-Lin Zhu, Phys. Rev. D 73, 054012 (2006).
- [115] Fayyazuddin and Riazuddin, Phys. Rev. D 69, 114008 (2004).
- [116] S. Ishida et al., hep-ph/0310061.
- [117] P. Colangelo, G. Nardulli, A. A. Ovchinnikov, N. Paver, Phys. Lett. B 269, 201 (1991).
- [118] A. Hayashigaki, K. Terasaki, hep-ph/0411285.
- [119] S. Narison, Phys. Lett. B 605, 319 (2005).
- [120] P. Colangelo, F. De Fazio, G. Nardulli, N. Di Bartolomeo, Raoul Gatto, Phys. Rev. D52, 6422 (1995).
- [121] S.-L. Zhu, Y.-B. Dai, Mod. Phys. Lett. A 14, 2367 (1999).
- [122] B. Blok, M. Shifman, N. Uraltsev, Nucl. Phys. B494,247(1997).
- [123] B. Aubert et al. (BABAR Collaboration), Phys. Rev. Lett. 97, 222001 (2006).
- [124] K. Abe et al. (Belle Collaboration), hep-ex/0608031.
- [125] E.V. Beveren and G. Rupp, Phys. Rev. Lett. 97, 202001 (2006).
- [126] F.E. Close, C.E. Thomas, O. Lakhina and E.S. Swanson, hep-ph/0608139.
- [127] P. Colangelo, F.D. Fazio and S. Nicotri, Phys. Lett. B 642, 48 (2006).
- [128] S. Godfrey and N. Isgur, Phys. Rev. D 32, 189 (1985).
- [129] M. A. Nowak, M. Rho, I. Zahed, Acta Phys. Polon. B 35, 2377 (2004).
- [130] W. Wei, X. Liu, Shi-Lin Zhu, Phys. Rev. D 75, 014013 (2007).
- [131] B. Zhang, X. Liu, W. Z. Deng, Shi-Lin Zhu, Euro. Phys. J. C (2007), hep-ph/0609013.
- [132] A.V. Evdokimov et al., Phys. Rev. Lett. 93, 242001 (2004).
- [133] Y. R. Liu, Shi-Lin Zhu, Y. B. dai, C. Liu, Phys. Rev. D 70, 094009 (2004).
- [134] L. Maiani et al., Phys. Rev. D 70, 054009 (2004).
- [135] Y.-Q. Chen and X.-Q. Li, Phys. Rev. Lett. 93, 232001 (2004).
- [136] B. Nicolescu and J. Melo, hep-ph/0407088.
- [137] K.-T. Chao, Phys. Lett. B 599, 43 (2004).
- [138] T. Barnes et al., Phys. Lett. B 600, 223 (2004).
- [139] V. Gupta, Int. J. Mod. Phys. A 20, 5891 (2005).
- [140] Y. B. Dai, C. Liu, Y. R. Liu, Shi-Lin Zhu, JHEP 0411, 043 (2004).
- [141] E. van Beveren, G. Rupp, Phys. Rev. Lett. 93, 202001 (2004).
- [142] C.-H. Chang, C. S. Kim, G.-L. Wang, Phys. Lett. B 623, 218 (2005).
- [143] B. Aubert et al., BABAR Collaboration, hep-ex/0408087;  
CLEO and FOCUS Collaborations reported their results at ICHEP04, Beijing 2004.
- [144] E. S. Swanson, Phys. Rept. 429, 243 (2006).
- [145] S. Godfrey, hep-ph/0605152.
- [146] J. L. Rosner, AIP Conf. Proc. 870, 63 (2006), hep-ph/0606166; hep-ph/0609195, hep-ph/0612332.
- [147] T. Barnes, Int. J. Mod. Phys. A 21, 5583 (2006).
- [148] K. K. Seth, hep-ex/0611035.
- [149] A. Vairo, hep-ph/0611310.
- [150] S. K. Coi et al., Phys. Rev. Lett. 91, 262001 (2003).
- [151] D. Acosta et al., Phys. Rev. Lett. 93, 072001 (2004).
- [152] V. M. Abazov et al., Phys. Rev. Lett. 93, 162002 (2003).
- [153] B. Aubert et al., Phys. Rev. D 71, 071103 (2005).
- [154] B. Aubert et al., Phys. Rev. D 73, 011103 (2006).
- [155] K. Abe et al., hep-ex/0505037.
- [156] K. Abe et al., hep-ex/0505038.
- [157] A. Abulencia et al., Phys. Rev. Lett. 96, 102002 (2006).

- [158] B. Aubert et al., Phys. Rev. D 74, 071101 (2006).
- [159] A. Abulencia et al., hep-ex/0612053.
- [160] T. Barnes, S. Godfrey, Phys. Rev. D 69, 054008 (2004); T. Barnes, S. Godfrey, E. S. Swanson, Phys. Rev. D 72, 054026 (2005).
- [161] E. J. Eichten, K. Lane, C. Quigg, Phys. Rev. D 69, 094019 (2004).
- [162] F. E. Close, P. R. Page, Phys. Lett. B 578, 119 (2004).
- [163] M. B. Voloshin, Phys. Lett. B 579, 316 (2004).
- [164] C. Y. Wong, Phys. Rev. C 69, 055202 (2004).
- [165] E. S. Swanson, Phys. Lett. B 588, 189 (2004); **ibid** B 598, 197 (2004).
- [166] N. A. Tornqvist, Phys. Lett. B 590, 209 (2004).
- [167] D. V. Bugg, Phys. Lett. B 598, 8 (2004).
- [168] J. L. Rosner, Phys. Rev. D 74, 076006 (2006).
- [169] B. A. Li, Phys. Lett. B 605, 306 (2005).
- [170] L. Maiani, F. Piccinini, A. D. Polosa, V. Riquer, Phys. Rev. D 71, 014028 (2005).
- [171] H. Hogaasen, J.M. Richard, P. Sorba, Phys. Rev. D 73, 054013 (2006).
- [172] D. Ebert, R. N. Faustov, V. O. Galkin, Phys. Lett. B 634, 214 (2006).
- [173] N. Barnea, J. Vijande, A. Valcarce, Phys. Rev. D 73, 054004 (2006).
- [174] Y. Cui, X. L. Chen, W. Z. Deng, Shi-Lin Zhu, High Energy Phys. Nucl. Phys. 31, 7 (2007), hep-ph/0607226. R.D.
- [175] R. D. Matheus, S. Narison, M. Nielsen, J. M. Richard, Phys. Rev. D 75, 014005 (2007).
- [176] T. W. Chiu et al., Phys. Lett. B 646, 95 (2007); Phys. Rev. D 73, 111503 (2006), Erratum-ibid.D75:019902,2007.
- [177] K. J. Juge, J. Kuti, and C. J. Morningstar, Phys. Rev. Lett. 82, 4400 (1999); X. Liao and T. Manke, hep-lat/0210030; K. J. Juge, J. Kuti, and C. Morningstar, Phys. Rev. Lett. 90, 161 601 (2003).
- [178] E. Braaten, M. Kusunoki, Phys. Rev. D. 71, 074005 (2005).
- [179] G. Gokhroo et al., Phys. Rev. Lett. 97, 162002 (2006).
- [180] C. Meng, Y. J. Gao, K. T Chao, hep-ph/0506222.
- [181] M. Suzuki, Phys. Rev. D 72, 114013 (2005).
- [182] X. Liu, B. Zhang, Shi-Lin Zhu, Phys. Lett. B 645, 185 (2007).
- [183] C. Meng, K.-T. Chao, hep-ph/0703205.
- [184] Y. Chen et al., CLQCD Collaboration, hep-lat/0701021.
- [185] K. T. Chao, private communications.
- [186] B. Aubert et al., BABAR Collaboration, Phys. Rev. Lett. 95, 142001 (2005).
- [187] T. E. Coan et al., CLEO Collaboration, Phys. Rev. Lett. 96, 162003 (2006).
- [188] Q. He et al., CLEO Collaboration, Phys. Rev. D 74, 091104 (2006).
- [189] K. Abe et al., BELLE Collaboration, hep-ex/0612006.
- [190] B. Aubert et al., BABAR Collaboration, Phys. Rev. D 73, 011101 (2006).
- [191] X. H. Mo et al., Phys. Lett. B 640, 182 (2006).
- [192] X. Liu, X.-Q. Zeng, X.-Q. Li, Phys. Rev. D 72, 054023 (2005).
- [193] C.Z. Yuan, P. Wang, X.H. Mo, Phys. Lett. B 634, 399 (2006).
- [194] C. F. Qiao, Phys. Lett. B 639, 263 (2006).
- [195] J. L. Rosner, Phys. Rev. D 74, 076006 (2006).
- [196] E. van Beveren, G. Rupp, hep-ph/0605317.
- [197] L. Maiani, V. Riquer, F. Piccinini, A. D. Polosa, Phys. Rev. D 72, 031502 (2005).
- [198] F. J. Llanes-Estrada, Phys. Rev. D 72, 031503 (2005).
- [199] E. J. Eichten, K. Lane, C. Quigg, Phys. Rev. D 73, 014014 (2006), Erratum-ibid. D 73, 079903 (2006).
- [200] C. Quigg, J. L. Rosner, Phys. Lett. B 71, 153 (1977).
- [201] Y. B. Ding, K. T. Chao, D. H. Qin, Phys. Rev. D 51, 5064 (1995).
- [202] Shi-Lin Zhu, Phys. Lett. B 625, 212 (2005).
- [203] E. Kou, O. Pene, Phys. Lett. B 631, 164 (2005).
- [204] F. E. Close, P. R. Page, Phys. Lett. B 628, 215 (2005).
- [205] T. W. Chiu and T. H. Hsieh, Phys. Rev. D 73, 094510 (2006).
- [206] X. Q. Luo, Y. Liu, Phys. Rev. D 74, 034502 (2006); Erratum-ibid. D74, 039902 (2006).
- [207] B. Aubert et al., BABAR Collaboration, hep-ex/0610057.
- [208] S. Uehara et al., Phys. Rev. Lett. 96, 082003 (2006).
- [209] K. Abe et al, hep-ex/0507019.
- [210] S.-K. Choi et al., Phys. Rev. Lett. 94, 182002 (2005).