

Comments on the internal motion of massive charm quark in the process of double charmonium production in e^+e^- annihilations

A. V. Berezhnoy^{1,*}

¹*SINP of Moscow State University, Russia*

The cross section value of doubly charmonium production in e^+e^- annihilations have been estimated at interaction energy $\sqrt{s} = 10.6$ GeV. The quarkonium wave function shape, as well as the non-zero value of charm quark mass, have been taken into account.

The recent experimental results of the BELLE and BABAR Collaborations on double charmonium production in e^+e^- annihilations demand an essential revision of the calculation techniques based on QCD factorization theorem. Indeed, the cross section value of charmonium pair production in e^+e^- annihilations estimated within standard calculation technique [1] underestimates the experimental data by an order of magnitude [2, 3]. The detailed analysis has shown that one of the reasons of such underestimation is large fixed virtualities of the intermediate quark and gluon, $q^2 \sim \frac{Q^2}{4}$ (Q^2 is a virtuality of the initial photon, see Fig. 1), which occur in the standard calculations, where relative momenta of valence quarks of charmonium are not taken into account in the hard part of amplitude (the so-called δ -approximation).

Taking into account the relative motion of valence quarks allows to decrease contradictions between theory and experiment. Calculations of the pair quarkonium production in e^+e^- annihilations, obtained within a light cone formalism [4, 5, 6], are in a qualitative agreement with the experimental data of the BELLE and BABAR Collaborations. In these works, the δ -shaped wave function of quarkonium was replaced by a function $\phi(x)$, which is “spread” on x , where x is a momentum fraction of the quarkonium carried by a valence quark in the infinite momentum frame. Thus, the longitudinal “internal motion” of the valence quarks is taken into account (see also [7]). This spreading decreases the effective virtuality of the intermediate quark and gluon, and, therefore, increases the predicted cross section value.

An analysis of doubly charmonium production within quark-hadron duality also leads to

*Electronic address: aber@ttk.ru

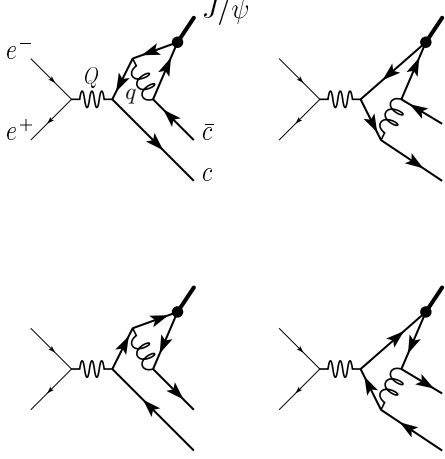


Figure 1: The leading order diagrams for the process $e^+e^- \rightarrow J/\psi + c\bar{c}$. Q is momentum of the photon and q is momentum of the intermediate quark or gluon. The average of q^2 in the total phase space is about several m_c^2 . If both $c\bar{c}$ -pairs are fused into charmonia ($e^-e^+ \rightarrow J/\psi + \text{charmonium}$), then $q^2 \sim Q^2/4$ within the δ -approximation.

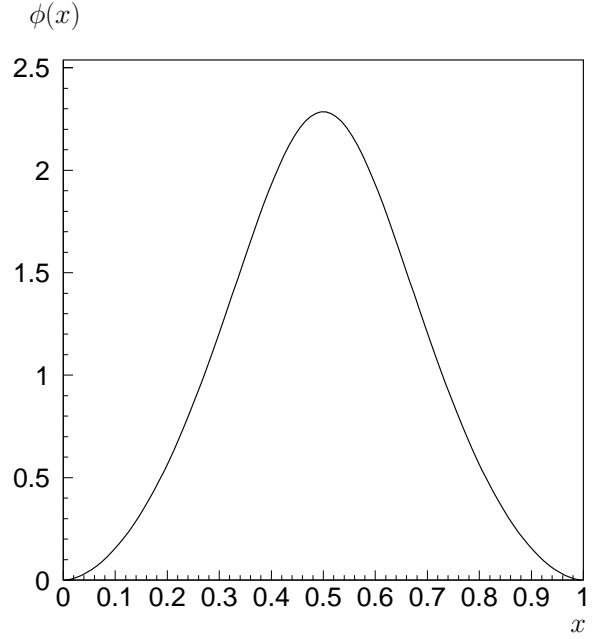


Figure 2: The shape of charmonium wave function used in [4] within the lightcone formalism (leading twist).

the cross section value increase [8], and allows to describe the data.

Recently several works have appeared, in which the internal motion effect has been estimated in the framework of NRQCD [9, 10]. The received v^2 corrections increase the cross section by a factor about 1.5 – 2.5. This value is less than value ~ 10 obtained within lightcone approximation [4, 5, 6]. Also there is a study [11], where the critical analysis of lightcone formalism has been done for the double charmonium production in e^+e^- annihilations. The predictions obtained in this work are close to the NRQCD estimations [9, 10].

In this work we study the dependence of internal motion effect from the wave function shape, as well as from the c quark mass value. For this purpose we use a simple model described in [12] instead of rigorous lightcone formalism or NRQCD. Within the model under consideration, an amplitude of $J/\psi\eta_c$ production in e^+e^- annihilations is performed

as follows:

$$A_{J/\psi\eta_c} = \iint dx dy \phi_{J/\psi}(x) \phi_{\eta_c}(y) T_{c\bar{c}c\bar{c}}, \quad (1)$$

where $\phi_{J/\psi}(x)$ is a wave function of J/ψ , x is p_+ fraction of c quark inside J/ψ , $\phi_{\eta_c}(y)$ is a wave function of η_c , y is p_+ fraction of c quark inside η_c , and $T_{c\bar{c}c\bar{c}}$ is a hard part of amplitude, which describes the process of four charm quarks production. The $c\bar{c}$ -pairs in $T_{c\bar{c}c\bar{c}}$ have quantum numbers corresponded to J/ψ and η_c states. The transverse motion of quarks inside charmonium is neglected.

For $\phi_{J/\psi}$ and ϕ_{η_c} functions one choose the parametrization used in work [4] within the lightcone formalism:

$$\phi_{lightcone}(x, v^2) = c(v^2) \phi^a(x) \left[\frac{x(1-x)}{1-4x(1-x)(1-v^2)} \right]^{1-v^2}, \quad (2)$$

where $c(v^2)$ is a normalization coefficient, $\phi^a(x) = 6x(1-x)$ is an asymptotic form of wave function and v is a typical velocity of quark-antiquark pair inside the charmonium. In accord with the potential model for J/ψ and η_c mesons $v^2 \approx 0.23$ [13].

The results of these estimations have been compared with the predictions of the δ -approximation ($\phi(x, v^2) = \delta(x - 1/2)$) and with the prediction for the case of "tailless" wave function:

$$\phi_{tailless}(x, v^2) = \begin{cases} 2.5 & 0.3 < x < 0.7 \\ 0 & x < 0.3, x > 0.7 \end{cases} \quad (3)$$

The cross-section estimations within the model (1) for the wave functions (2) and (3) have been done numerically. The standard expression for δ -approximation is

$$\sigma \sim \frac{(1 - 4M^2/s)^{3/2}}{s^4}, \quad (4)$$

where s is the e^+e^- interaction energy squared, and M^2 is a charmonium mass.

The ratio between our calculation results and the δ -approximation are shown in Fig. 3 for different values of charm quark masses and wave function shapes. The δ -approximation predictions are given for $m_c = 1.5$ GeV.

The toy model under discussion do not allows to shed light on all aspects of double charmonium production; nevertheless the two main features of such process are clearly seen:

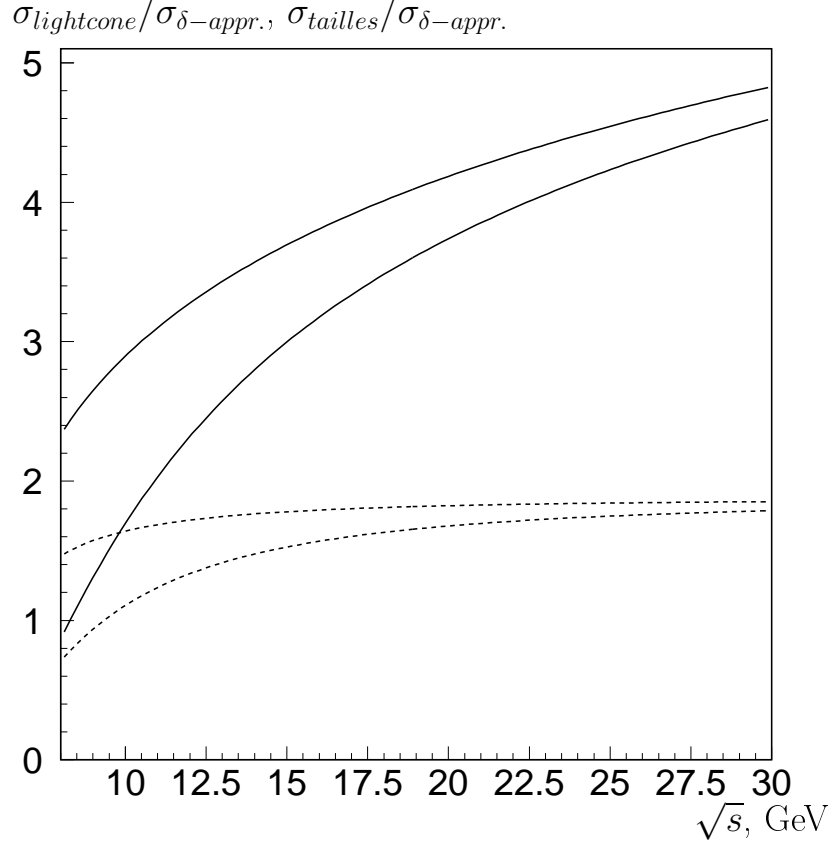


Figure 3: The ratio between the calculation results and the δ -approximation for different values of charm quark masses and wave function shapes as a function of interaction energy: upper solid curve is for $m_c = 1.25$ GeV and the lightcone wave function (2); lower solid curve is for $m_c = 1.5$ GeV and the lightcone wave function (2); upper dashed curve is for $m_c = 1.25$ GeV and the “tailless” wave function (3); lower dashed curve is for $m_c = 1.5$ GeV and the “tailless” wave function (3). The δ -approximation predictions are given for $m_c = 1.5$ GeV.

1. The cross section value is very sensitive to the c quark mass value at interaction energies below 15 GeV.
2. The cross section value depends strongly on the wave function behavior on the tails (at $x < 0.3$ and $x > 0.7$).

As one can see from Fig. 3, the uncertainties caused by c quark mass value are large at energy 10.6 GeV, where Belle and BaBar data on doubly charmonium production have been obtained. The cross section value for wave function (2) is increased by factor 1.9 for $m_c = 1.5$ GeV and by factor 3 for $m_c = 1.25$ GeV in comparison to the δ approximation. For the

"tailless" wave function (3) the cross section enhancement is about 20% for $m_c = 1.5$ GeV. For $m_c = 1.25$ GeV the cross section value is increased by factor 1.6. Unfortunately the tail behavior is not known with sufficient accuracy. Also it is not clear which c quark mass should be used to obtain the cross section. For the δ -approximation, it should be better to use $m_c = M/2$ to obtain the correct meson mass. The situation is not so obvious if one takes into account the quark internal motion, because this motion increases the invariant mass of quark-antiquark system. This a reason to choose the c quark mass value slightly smaller than $M/2$. It is worth to note, that for the "massless" c quarks the model under discussion leads to the cross-section increase by factor 10, and, therefore, reproduce approximately the predictions of lightcone formalism.

Contrary to the double charmonium production in e^+e^- annihilation, the internal motion can be neglected for the process of associative charmonium production $e^+e^- \rightarrow J/\psi c\bar{c}$. The cross section estimations for this process have been done within the same model, as for the double charmonium production:

$$A_{J/\psi c\bar{c}} = \int dx \phi_{J/\psi}(x) T_{c\bar{c}c\bar{c}}. \quad (5)$$

Our estimations show that the internal motion changes the cross section value by 5-10% in comparison to δ -approximation [14]. These results are in agreement with predictions in [10]. The dependence on c quark mass is more essential for this process.

To summarize:

- Within the model under discussion the cross section value for the process $e^+e^- \rightarrow J/\psi \eta_c$ at 10.6 GeV can be increased by factor 1.2-3 depending on the c quark mass value and the wave function shape.
- In the frame of this model the dependence on the wave function shape can be neglected for the process $e^+e^- \rightarrow J/\psi c\bar{c}$.
- The additional theoretical studies of charmonium production processes in e^+e^- annihilations are needed.

Author thanks A. K. Likhoded and L. K. Gladilin for the fruitful discussion. This work was partially supported by Russian Fund of Basic Research (projects No. 04-02-17530 and No. 05-07-90292), by the CRDF (project No. M0-011-0), by President of Russian Federation

(project for Young PhD Support No. 2773.2005.2), by Dynasty Foundation (project for Young Scientist Support), by INTAS Fellowship Grant for Young Scientists Nr. 05-112-5117, and was performed within the program for Support of Leading Scientific Schools (project No. 1303.2003.2).

-
- [1] K.-Y. Liu, Z.-G. He, and K.-T. Chao, Phys. Lett. B **557**, 45 (2003); E. Braaten and J. Lee, Phys. Rev. D **67**, 054007 (2003), Erratum-ibid. D **72**, 099901 (2005); S. P. Baranov, Phys. Atom. Nucl. **67**, 1010 (2004); V. V. Kiselev, Int. J. Mod. Phys. A **10**, 465 (1995).
 - [2] K. Abe *et al.* [Belle Collaboration], Phys. Rev. D **70**, 071102 (2004).
 - [3] B. Aubert *et al.* [BABAR Collaboration], Phys. Rev. D **72**, 031101(2005).
 - [4] A. E. Bondar and V. L. Chernyak, Phys. Lett. B **612**, 215 (2005).
 - [5] J. P. Ma and Z. G. Si, Phys. Rev. D **70**, 074007 (2004).
 - [6] V. V. Braguta, A. K. Likhoded, A. V. Luchinsky, Phys. Rev. D **72**, 074019 (2005), Phys. Lett. B **635**, 299 (2006), Phys. Rev. D **74** (2006).
 - [7] V. G. Kartvelishvili, A. K. Likhoded and V.A. Petrov, Phys. Lett. B **78**, 615 (1978); A. K. Likhoded, S. R. Slabospitsky, A. N. Tolstenkov, Sov. J. Nucl. Phys. **35**, 726 (1982), Yad. Fiz. **35**, 1240 (1982).
 - [8] A. V. Berezhnoy, A. K. Likhoded, Phys. Atom. Nucl. **70**, 478 (2007), e-print hep-ph/0602041.
 - [9] D. Ebert, A. P. Martynenko, Phys. Rev. D **74**, 054008 (2006).
 - [10] Z. He, Y. Fan, K.-T. Chao, hep-ph/0702239.
 - [11] G. T. Bodwin, D. Kang, and J. Lee Phys. Rev. D **74**, 114028 (2006).
 - [12] J. S. Brodsky and G. P. Lepage, Phys. Rev. D **24**, 1808 (1981).
 - [13] W. Buchmuller and S.H.H. Tye, Phys. Rev. D **24**, 132 (1981).
 - [14] P. Cho and A. K. Leibovich, Phys. Rev. **D54**, 6690 (1996); S. Baek, P. Ko, J. Lee, and H. S. Song, J.Korean Phys. Soc. **33**, 97 (1998); Phys. Rev. D **55**, 6839 (1997); Phys. Lett. B **389**, 609 (1996); K.-Y. Liu, Z.G. He, and K.-T. Chao, Phys. Rev. D **69**, 094027 (2004).