

NNLO Logarithmic Expansions and Precise Determinations of the Neutral Currents near the Z Resonance at the LHC: The Drell-Yan case

^{1,3}Alessandro Cafarella, ^{2,3}Claudio Corianò, ²Marco Guzzi

¹*Institute of Nuclear Physics, NCSR “Demokritos”, 15310 Athens, Greece*

²*Dipartimento di Fisica, Università del Salento
and INFN Sezione di Lecce, Via per Arnesano, 73100 Lecce, Italy*

³*Department of Physics and Institute of Plasma Physics, University of
Crete, GR-710 03 Heraklion, Crete, Greece*

Abstract

We present a comparative study of the invariant mass and rapidity distributions in Drell-Yan lepton pair production, with particular emphasis on the role played by the QCD evolution. We focus our study around the Z resonance ($50 < Q < 200$ GeV) and perform a general analysis of the factorization/renormalization scale dependence of the cross sections, with the two scales included both in the evolution and in the hard scatterings. We also present the variations of the cross sections due to the errors on the parton distributions (pdf's) and an analysis of the corresponding K -factors. Predictions from several sets of pdf's, evolved by MRST and Alekhin are compared with those generated using CANDIA, a NNLO evolution program that implements the theory of the logarithmic expansions, developed in a previous work. These expansions allow to select truncated solutions of varying accuracy using the method of the x -space iterates. The evolved parton distributions are in good agreement with other approaches. The study can be generalized for high precision searches of extra neutral gauge interactions at the LHC.

1 Introduction

Accurate determinations of the QCD background at the LHC, especially for some selected hadronic cross sections, are going to be very important in order to increase our potential for new discoveries. For this reason it is necessary to know the size of the radiative corrections to some selected processes at higher orders. At the same time, the quantification of the impact of the errors in the determination of these observables is going to be critical in order to enhance our confidence on the reliability of the perturbative expansion. It is particularly so in the search for extra Z' , which are ubiquitous in extensions of the Standard Model [1] [2] [3], for instance in models derived from the string construction [4] or with extra neutral interactions modified by an anomaly inflow [5], where mass-dependent and anomaly-related corrections require very high accuracy to be properly identified and separated from the large QCD background.

With these motivations in mind we have proceeded with an independent analysis of the next-to-next-to-leading order (NNLO) QCD corrections, starting from an accurate investigation of the impact of the evolution on the physical observables at the LHC. In this context, the role played by the Drell Yan cross section is particularly important. In fact, the possibility of discovering extra neutral currents at the new collider may be related to the determination of this cross section with very high accuracy far beyond the Z peak, at values of the invariant mass of the lepton pair up to 5 TeV [1], which is commonly thought to be the upper limit in searches of this type. For this reason, a precise determination of the pdf's at any value of the Bjorken variable x [6] is needed (see [7] and refs. therein). Issues of resummation of the perturbative expansions become also critical for the correct determinations of several distributions at the edge of phase space (see for example [8]).

At this time, while our knowledge of the role played by the coefficients of the QCD hard scatterings in some key partonic processes is quite satisfactory, that of the behavior of the pdf's is not of a comparable level, and the model-dependence of the various parameterizations is still large. Recent parameterizations of the pdf's come with the quantification of their errors, presented to next-to-leading order (NLO) and NNLO, whenever possible, obtained by the fits used by various groups (we limit our analysis to [9] and [10]) to match several sets of experimental data in pp collisions, such as Drell-Yan and Deep Inelastic Scattering (DIS). These errors, which estimate the goodness of a fit, are naturally thought of being of experimental origin. But there are also other sources of indetermination, mostly of theoretical origin, which need to be taken into consideration. One of them, apparently of more trivial nature, is related to the way the evolution is implemented through NNLO.

At a first look this last point might be misinterpreted and the corresponding “error” coming to be attributed to the “model dependence” of a given parameterization set, while it amounts to a theoretical indetermination, intrinsic to perturbation theory, since it is going to be there for any chosen model of pdf’s. The reason is simple and also quite immediate: there is not a unique approach to solve the DGLAP equation, and, again, not for a numerical/algorithmic reason, related to the limited numerical precision of a given algorithm. In fact, a given solution, of a typical accuracy, organizes the logarithmic corrections in a specific and unique way. These are summed or, eventually, resummed if exact or, instead, accurate (truncated) solutions are selected. Therefore, the issue of determining the best possible way to solve the evolution does not seem to have a unique answer, being directly related to the possibility of choosing among different theoretical approaches, all equally acceptable. The goal of this work is threefold: to test the accuracy of the logarithmic expansions proposed by us in a previous work by comparing with other methods of solution; to quantify the experimental errors on the DY cross section coming from the pdf’s and to analyze the differences between accurate and “exact” solutions of the evolution equations. The method used by us to solve the DGLAP equations is based on a simple perturbative organization of the logarithmic corrections that we call “the NNLO *logarithmic expansion in x -space*”. These expansions work for kernels given to all orders.

Thanks to the availability of the two-loop evolution kernels [11] and of the corresponding hard scattering coefficients, which in the Drell-Yan case have been known for some time [12], complete NNLO analysis are now possible and allow to perform sophisticated tests that give to us the opportunity to quantify the effects that we have just mentioned. In the case of Drell-Yan both the total cross section and, with a modification, the rapidity distributions of the lepton pair on the final state are at reach. The latter have been presented recently [13], together with a dependence of the predictions on the factorization scale, which is important in order to monitor the overall stability of the perturbative series in α_s , the strong coupling constant. This requires the determination of the cross section for a varying factorization scale and of the relevant K -factors at various energies. However, in order to determine in a robust way the size of the NNLO corrections and the role that they play in some important predictions, we believe that it is mandatory to perform an independent analysis of the evolution, defining benchmarks for the evolution of the pdf’s from different perspectives respect to the common ones. These are based either on numerical discretizations (so called *brute force* methods), which are affected by contributions of all-orders in the strong coupling, or on the methods of the Mellin moments, using special expansions. Accuracy means that we define the perturbative solution so to include only parts of the corrections, in a certain expansion in the strong coupling

[14], given our limited knowledge of the perturbative expansion of the kernels.

It is well known that the issue of accuracy in the choice of the solution of the equation has never been fully addressed in the previous literature. While this issue is less important at NLO, given the size of the K -factors which are about 20% in the region that we explore and at the energy that we select ($\sqrt{S} = 14$ TeV) for a p-p collider, things become more subtle at NNLO, where the relative K -factors relating the NLO to the NNLO cross section are determined to be much smaller. We will show that it is the QCD evolution to drive the NNLO cross section to an overall reduction in the region that we have analyzed. As a result of our analysis we are able to quantify the theoretical error implicit in the various choices of the evolution scheme, which are smaller respect to the errors in the pdf's, but not insignificant for the rest. However, if one intends to take into considerations the impact of possible resummations on the pdf's in a quantitative way, then the issues that we raise become crucial for obtaining a correct quantitative answer. In fact, it is also quite likely that, in the long run, with the large data flow from the LHC, these sources of errors that we investigate will become more significant in order to obtain more precise parameterizations of the pdf's in the future. Our approach is part of an ongoing effort to develop a complete numerical program, CANDIA, that we hope will include not only an analysis of the evolution, with applications to DY and the Higgs sector through NNLO, with the inclusion of resummation effects, and so on. At this time CANDIA contains the DY and Higgs total cross sections beside, of course, the evolution.

1.1 Comparison with the previous literature

Regarding the constraints on our analysis, some comments are in order. In comparing the various results one possible source of disagreement lays in the treatment of the heavy flavours. CANDIA and PEGASUS treat the heavy flavours following the varying flavor number scheme (VFN) as in [15]¹. MRST and Alekhin instead, follow different prescriptions, respectively described in [16] and [17].

We have also found that other finer issues, in general not discussed in the previous literature, introduce systematic differences. For instance, MRST give a parameterized form for the input distributions at $\mu_0^2 = 1$ GeV², while the lowest value of μ_f^2 in their grid is 1.25 GeV². In Alekhin's case, this author gives an analytic parameterization at 9 GeV² without including the charm quark, even if the initial scale is above the charm threshold. The charm contribution is instead present in his evolved pdf's, available on a grid. The differences induced on the cross sections by the two methods are not negligible. A source

¹We will denote with the acronym VFN the varying flavour number scheme that follows the treatment of [15].

of disagreement between CANDIA and PEGASUS can be attributed to the fact that a given initial condition has to be fitted to a certain functional form in Mellin space, if one solves the equations using Mellin moments. These limitations are absent if one works directly in x -space [14].

1.2 Our approach

As we have already mentioned, we base our analysis entirely on the implementation of an algorithm that solves the DGLAP equations directly in x -space and uses an ansatz based on various logarithmic expansions. These expansions have been shown to be related either to exact or to truncated solutions of the renormalization group equations (RGE's), characterized by coefficients which are determined recursively. Notice that these expansions are also typical of Mellin space [18], [19].

The structure of the recursion relations solved by this method is fixed by the choice of the original DGLAP equation and by the approximations performed on its right-hand-side (rhs), justified in a perturbative fashion. Beside the logarithmic expansions, also exact solutions are available for the nonsinglet sector up to NNLO, as we have shown, [14], which are useful in order to establish the convergence of the expansion toward the exact solution, whenever, of course, this is available. The method allows to bypass the appearance of commutators in the definition of the iterated solution from Mellin space, which is an unavoidable step in the singlet sector, as done in all the previous literature [18],[19],[20]. The logarithmic expansions, in both sectors, instead, take exactly the same simple form, being either scalar or matrix-valued. The relations for the unknown coefficient functions, introduced by the ansatz, and which are determined recursively, are also the same in both cases.

In this paper we elaborate on the main features of these expansions by performing a thorough numerical analysis of the various truncated solutions introduced in our previous paper [14], discussing their behavior. In the singlet sector we also show the fast numerical convergence of the expansion and compare our results with those of the Les-Houches benchmarks which are based on a toy model of initial conditions. Comparisons are done both for a fixed and for a varying flavor number. The anomalous dimensions involving the heavy flavors have been implemented as in [15, 19].

We are going to see that variations induced by the choice of the solution induces variations on the cross section of the order of 1% or so at NNLO, and clearly affect also the NNLO K -factor for the total cross section. In our determination, the change in the value of the cross section from NLO to NNLO is around 4% on the Z peak, while the MRST and the Alekhin determinations are 2.6% and about 1.5% respectively. While these

variations appear to be more modest compared to the analogous ones at a lower order (which are of the order of 20% or so), they are nevertheless important for the discovery of extra neutral currents at large invariant mass of the lepton pair in DY, given the fast falling cross section at those large values. However, as we are going to show, the errors on the pdf's induce percentile variations of the cross section as we move from NLO to NNLO of the order of 4% around the best-fit result, reducing the NNLO cross section compared to the NLO prediction and rendering these results compatible.

2 Initial sets

Our comparisons are performed using an implementation of the theory in a code written by us and called CANDIA that will be documented elsewhere. The other implementation that we can directly compare to is the code written by A. Vogt, PEGASUS [19], which implements the Mellin-transform method. This is the only NNLO code which is of public domain at this time. PEGASUS can be run in different modes and allows to select numerical solutions of a given accuracy. Our evolution is also compared to the MRST evolution. We clarify in our results if we have used in our implementations of the hard scatterings the MRST input evolved by MRST or our evolution of the same input. For the evolution of the MRST parametric input with CANDIA we have worked in the same VFN scheme, but we have used a slightly different prescription, and the comparisons are performed either starting from their values on the grids or from the parametric input provided by the same authors.

As we will show below, the grid and the parametric inputs (the first at $\mu_0^2 = 1.25 \text{ GeV}^2$, the second at $\mu_0^2 = 1 \text{ GeV}^2$) give results which differ at the percent level.

The closeness between our predictions, obtained using the asymptotic solution, whose nature we clarify below, and their distributions is also quite evident, but the variations are such to generate differences at the percent level in the cross sections. CANDIA generates numerical outputs of the exact solutions up to NNLO for the nonsinglet sector and truncated solutions with arbitrary order of accuracy in the singlet sector. In our case the term “arbitrary order of accuracy”, referred to a solution, means that we use logarithmic expansions in $\log(\alpha_s)$ multiplied by coefficients of a certain power of α_s rather than $\log(\chi(\alpha_s))$, where $\chi(\alpha_s)$ is a typical NLO function of the running coupling or some other non-trivial (composed) function generated at higher orders. We remark that the simple $\log(\alpha_s)$ expansion converges after very few iterates (7-8), with a precision of 4 to 5 significant digits. Clearly, if one is searching for exact solutions, the iterates converge rather slowly to give the “exact” numerical solution since the leading order solution is not fac-

tored out in the ansatz, as in the case of the U -ansatz of [18, 19], as we will clarify below. The differences in the cross sections are very small (0.1 %), if an asymptotic truncated solution (with $\kappa' = 7$ or 8) replaces the “exact” solution, or *brute force* solution. But the theoretical indetermination remains: at NNLO even the second truncated solution is a solution and the differences on the observables, as we are going to show, become more substantial than the fraction of a percent obtained using the asymptotic solution.

As we are going to show next, the results produced by our implementation are in excellent agreement up to NNLO with those obtained with PEGASUS and the Les Houches benchmarks (see refs. [21], [22]). Regarding the computation of the errors on the pdf’s, these are not available for all the most popular sets and through all orders. For instance, the Alekhin and MRST fits are presented up to NNLO, but only one of them, the set [9] presents errors through NNLO.

Coming to describe the region that we have studied, our numerical investigation covers both the resonance region around the peak of the Z - this being useful in order to assess the impact of the corrections at the various orders - and the remaining regions of faster fall-off. We remark that these studies can also be extended to the search for extra Z' in extensions of the Standard Model, and as such provide a clear indication of the role played by these corrections in a precise determination of the QCD/electroweak background, useful for potential discoveries of additional neutral currents at the LHC using this process.

2.1 A classification of the possible solutions

We start our study by briefly reviewing the nature of the NNLO solutions and the level of accuracy which is intrinsic to any solution.

As we have already mentioned, there are essentially three types of solutions that one can extract from the evolution equations. We have decided to classify them as follows: 1) the accurate solutions with few iterates, 2) the iterated solutions with a large number of iterates, eventually combined with exact analytical solutions of the nonsinglet sector and 3) the brute force solutions.

Solutions of type-1 are built using a very simple ansatz which can be showed to be accurate through NNLO. The ansatz contains all the terms of the form $\log^n(\alpha)$, $\alpha_s \log^n(\alpha)$ and $\alpha_s^2 \log^n(\alpha)$. Solutions of type-2 include terms of arbitrary higher order in the logarithmic expansion. They are characterized by one or two indices, the first (κ') which defines the accuracy and the index κ which defines the order of the truncation of the right-hand-side (rhs) of the evolution equation. The two indices κ, κ' can be taken as label of a given truncated solution. They are built starting from one of the two forms of the evolution

equations (form-1 and form-2), as we will discuss below. The index κ appears in form-2, when the DGLAP equations are written directly in terms of the logarithmic derivative of the running coupling $\log(\alpha_s)$.

Solutions of type-3 are not accurate since they are affected by contributions of all orders and can be obtained using *brute force* methods, by discretization of the evolution equations. They exceed the level of accuracy typical of a perturbative expansions where the kernels are only known up to NNLO (α_s^2).

Truncated solutions, instead, are obtained, as we have just mentioned, by truncating the rhs of the evolutions equations at a given order and then searching for solutions of these equations with a certain accuracy. Also in this case the truncated equations can be solved exactly, giving solutions which exceed the level of accuracy of the expansion. This happens in the nonsinglet sector. If we use the DGLAP written in terms of a logarithmic derivative of Q rather than of the coupling (form-1), then the NNLO exact nonsinglet solution is available. Similar solutions are also available for the form-2 of the equations in the same sector for $\kappa \leq 2$. In this second case these solutions do not have, however, a well defined meaning, since they are not accurate nor converge, in the limit $\kappa' \rightarrow \infty$, to the exact solution of the exact equation (as for the ansatz written for form-1, for instance). Therefore, also in this case an accurate solution is obtained by an additional expansion in the strong coupling and retaining only terms up to a certain order, which is the order of the selected accuracy.

2.2 The two forms of the evolution

We proceed by illustrating the two forms that the equations can take.

We recall that the perturbative expansion of the DGLAP splitting functions and of the β -function take the generic form (to the m -th order)

$$P^{N^m LO}(x, Q^2) = \sum_{i=0}^m \left(\frac{\alpha_s(Q^2)}{2\pi} \right)^{i+1} P^{(i)}(x, Q^2),$$

$$\frac{\partial \beta^{N^m LO}(\alpha_s(Q^2))}{\partial \log Q^2} = \sum_{k=0}^m \left(\frac{\alpha_s(Q^2)}{4\pi} \right)^{k+2} \beta_k, \quad (1)$$

with β_k being the corresponding coefficients of the β function which have been summarized in [14]. Leading, next to leading and NNLO correspond to the cases $m = 0, 1, 2$ respectively.

The equation can be written either as

$$\frac{\partial f(x, \alpha_s(Q^2))}{\partial \log(Q^2)} = P^{N^m LO}(x, Q^2) \otimes f(x, \alpha_s(Q^2)) \quad (2)$$

(form-1) or, equivalently, as

$$\frac{\partial f(x, \alpha_s)}{\partial \alpha_s} = \frac{P^{N^m LO}(x, Q^2)}{\beta^{N^m LO}} \otimes f(x, \alpha_s) \quad (3)$$

(form-2). While the two forms are equivalent, form-2 needs an expansion of the $1/\beta$ factor. This generates on the rhs of the expanded equation an infinite set of truncated equations characterized by a parameter of accuracy (κ). This parameter has to be sent to infinity in order for form-2 to be equivalent to form-1. When we search for solutions of the DGLAP in the form-1 and we need to compare with the form-2, the recursion relations for the solution ansatz start to differ after the order κ . Notice that once that we have introduced an expansion of the rhs, such as in form-2, we may search either for truncated solutions of this truncated equation or for exact solutions. These are options that increase the type of possible solutions, all of them of different theoretical accuracy. To illustrate this point we start from the form-2 of the equations and choose $m = 2$ (NNLO), obtaining the truncated equation

$$\frac{\partial f(\alpha_s, x)}{\partial \alpha_s} = \frac{1}{\alpha_s} [R_0(x) + \alpha_s R_1(x) + \alpha_s^2 R_2(x) + \cdots + \alpha_s^\kappa R_\kappa(x)] \otimes f(\alpha_s, x). \quad (4)$$

The explicit form of the operators R_κ can be easily worked out, at any perturbative order. For instance at NNLO the first few terms are given by

$$\begin{aligned} R_0 &= -\frac{2}{\beta_0} P^{(0)} \\ R_1 &= -\frac{1}{\pi\beta_0} P^{(1)} - \frac{b_1}{(4\pi)} P^{(0)} \\ R_2 &= -\frac{1}{\pi\beta_0} P^{(2)} - \frac{b_2}{(4\pi)^2} R_0 - \frac{b_1}{(4\pi)} R_1 \\ R_3 &= -\frac{b_2}{(4\pi)^2} R_1 - \frac{b_1}{(4\pi)} R_2 \\ R_4 &= -\frac{b_1 b_2}{(4\pi)^3} R_1 + \frac{b_1^2}{(4\pi)^2} R_2 - \frac{b_2}{(4\pi)^2} R_2 \\ R_5 &= -\frac{b_1^2}{(4\pi)^2} R_3 + \frac{b_2^2}{(4\pi)^4} R_1 + \frac{b_1 b_2}{(4\pi)^2 (2\pi)} R_2 \\ &\vdots \end{aligned} \quad (5)$$

where $b_i = \beta_i/\beta_0$, valid in the nonsinglet case. A similar expansion holds also for the singlet sector, although in this case the recursion relations involve some commutators of the matrix-valued kernels. The unknown operators that define the ansatz need to be identified by solving the related recursion relations.

In Mellin space, the ansatz that solves the Eq. (4), is chosen to be of the form [18, 19]

$$\begin{aligned} f(N, \alpha_s) &= U(N, \alpha_s) f_{LO}(N, \alpha_s, \alpha_0) U^{-1}(N, \alpha_0) \\ &= \left[1 + \sum_{\kappa'=1}^{+\infty} U_{\kappa'}(N) \alpha_s^{\kappa'} \right] f_{LO}(N, \alpha_s, \alpha_0) \left[1 + \sum_{\kappa'=1}^{+\infty} U_{\kappa'}(N) \alpha_0^{\kappa'} \right]^{-1}, \end{aligned} \quad (6)$$

that we call, for convenience, *the U-ansatz*, and inserting this expression in Eq. (4) it generates a chain of recursion relations which allow us to determine the matrices $U_{\kappa'}(N)$ in terms of the operators R_{κ} .

We remark that even if we take a fixed value of κ in the truncated equation, the running index κ' in Eq. (6) is still free. The case $\kappa' \geq \kappa$ with $\kappa' \rightarrow \infty$ ² allows to find the exact solution of the κ -truncated equation (4).

A third option corresponds to the choice $\kappa' < \kappa$. This gives an approximate solution of the κ -truncated NNLO equation accurate at the order $\alpha_s^{\kappa'}$. Notice that if we start from the first form of the evolution (form-1) and use a recursive ansatz to solve this equation (either in moment space or in x -space) this solution has to agree with the solutions of the truncated equation considered above, once we perform an expansion of that solution in α_s and α_0 , as we have showed in [14].

As an example, the most accurate NNLO solution is generated by the choice $\kappa' = \kappa = m = 2$. In this case we can write the α_s^2 -truncated solution of the truncated equation with $\kappa = 2$ as follows

$$\begin{aligned} f(N, \alpha_s) &= \left(\frac{\alpha_s}{\alpha_0} \right)^{-\frac{2}{\beta_0} P^{(0)}} \left[1 + (\alpha_s - \alpha_0) U_1(N) + \alpha_s^2 U_2(N) \right. \\ &\quad \left. - \alpha_s \alpha_0 U_1^2(N) + \alpha_0^2 (U_1^2(N) - U_2(N)) \right] f(N, \alpha_0). \end{aligned} \quad (7)$$

At this retained accuracy ($m = 2$) of the evolution integral, the truncated solution of the corresponding (truncated) DGLAP equation can be easily found, in moment space, as

$$\begin{aligned} f(N, \alpha_s) &= f(N, \alpha_0) \left(\frac{\alpha_s}{\alpha_0} \right)^{-2 \frac{P^{(0)}}{\beta_0}} \left\{ 1 + (\alpha_s - \alpha_0) \left[-\frac{P^{(1)}}{\pi \beta_0} + \frac{P^{(0)} \beta_1}{2\pi \beta_0^2} \right] \right. \\ &\quad + \alpha_s^2 \left[\frac{P^{(1)^2}}{2\pi^2 \beta_0^2} - \frac{P^{(2)}}{4\pi^2 \beta_0} - \frac{P^{(0)} P^{(1)} \beta_1}{2\pi^2 \beta_0^2} + \frac{P^{(1)} \beta_1}{8\pi^2 \beta_0^2} + \frac{P^{(0)^2} \beta_1^2}{8\pi^2 \beta_0^4} - \frac{P^{(0)} \beta_1^2}{16\pi^2 \beta_0^3} + \frac{P^{(0)} \beta_2}{16\pi^2 \beta_0^2} \right] \\ &\quad \left. + \alpha_0^2 \left[\frac{P^{(1)^2}}{2\pi^2 \beta_0^2} + \frac{P^{(2)}}{4\pi^2 \beta_0} - \frac{P^{(0)} P^{(1)} \beta_1}{2\pi^2 \beta_0^2} - \frac{P^{(1)} \beta_1}{8\pi^2 \beta_0^2} + \frac{P^{(0)^2} \beta_1^2}{8\pi^2 \beta_0^4} + \frac{P^{(0)} \beta_1^2}{16\pi^2 \beta_0^3} - \frac{P^{(0)} \beta_2}{16\pi^2 \beta_0^2} \right] \right\} \end{aligned}$$

² This corresponds to the option IMODEV = 2 in PEGASUS while the case $\kappa' = \kappa$ with $\kappa, \kappa' \rightarrow \infty$ corresponds to the option IMODEV = 1.

$$+\alpha_0\alpha_s \left[-\frac{P^{(1)2}}{\pi^2\beta_0^2} + \frac{P^{(0)}P^{(1)}\beta_1}{\pi^2\beta_0^3} - \frac{P^{(0)2}\beta_1^2}{4\pi^2\beta_0^4} \right] \Bigg\} . \quad (8)$$

These are solutions of type-1. They coincide with the first few terms of the exact NNLO solution of the DGLAP equation, obtained by a double expansion in the couplings and retaining only the $O(\alpha_s^2)$ terms, as can be explicitly checked in the nonsinglet sector for the equation given in form-1. Therefore the solution is organized effectively as a double expansion in α_s and α_0 . This approach remains valid also in the singlet case, when the equations assume a matrix form, though an exact solution, in the form of an ansatz, similar to that of the nonsinglet sector (Eq. 31 below), is not available in this case.

2.3 The logarithmic expansions for the form-1 of the evolution

Our previous analysis has involved form-2 of the equations and we have presented an ansatz that solves this equation. We intend now to show how to construct an ansatz directly starting from form-1.

The advantage of solving the equations directly in form-1 is that one has a single ansatz for the entire equation and the accuracy is just determined by the order of the chosen ansatz, differently from form-2. If we are interested in an accurate solution of order κ' , for instance, we use the ansatz

$$f_{N^{\kappa'}LO}(x, \alpha_s)|_{O(\alpha_s^{\kappa'})} = \sum_{n=0}^{\infty} \left(A_n^0(x) + \alpha_s A_n^1(x) + \alpha_s^2 A_n^2(x) + \dots + \alpha_s^{\kappa'} A_n^{\kappa'}(x) \right) \left[\ln \left(\frac{\alpha_s(Q^2)}{\alpha_s(Q_0^2)} \right) \right]^n, \quad (9)$$

which can be correctly defined to be a *truncated solution of order κ'* of the DGLAP in form-1. As we are going to show next, we will monitor the numerical behavior of this expansion and its convergence. Sending the index κ' in the logarithmic expansion of (9) to infinity, then the ansatz that accompanies this choice becomes

$$f_{N^mLO}(N, \alpha_s) = \sum_{n=0}^{\infty} \left(\sum_{l=0}^{\infty} \alpha_s^l A_n^l(x) \right) \left[\ln \left(\frac{\alpha_s(Q^2)}{\alpha_s(Q_0^2)} \right) \right]^n, \quad (10)$$

and converges, in principle, to the exact solution of the equation given in form-1. In practice, however, this convergence is hampered by the factorial suppression. For this reason is it convenient to use the term “asymptotic solutions” rather than “exact solution” for these iterates of larger index.

2.3.1 Exact Solutions in the nonsinglet case at NNLO

The search for exact NNLO solutions in the nonsinglet sector proceeds similarly. This has been analyzed in [14]. We define the following functions

$$\mathcal{L} = \log \frac{\alpha_s}{\alpha_0}, \quad (11)$$

$$\mathcal{M} = \log \frac{16\pi^2\beta_0 + 4\pi\alpha_s\beta_1 + \alpha_s^2\beta_2}{16\pi^2\beta_0 + 4\pi\alpha_0\beta_1 + \alpha_0^2\beta_2}, \quad (12)$$

$$\mathcal{Q} = \frac{1}{\sqrt{4\beta_0\beta_2 - \beta_1^2}} \arctan \chi, \quad (13)$$

$$a(N) = -\frac{2P^{(0)}(N)}{\beta_0}, \quad (14)$$

$$b(N) = \frac{P^{(0)}(N)}{\beta_0} - \frac{4P^{(2)}(N)}{\beta_2}, \quad (15)$$

$$c(N) = \frac{2\beta_1}{\beta_0}P^{(0)}(N) - 8P^{(1)}(N) + \frac{8\beta_1}{\beta_2}P^{(2)}(N), \quad (16)$$

where for $n_f = 6$ the solution has a branch point since $4\beta_0\beta_2 - \beta_1^2 < 0$. If we increase n_f as we step up in the factorization scale, for $n_f = 6$ \mathcal{Q} is replaced by its analytic continuation

$$\mathcal{Q} = \frac{1}{\sqrt{\beta_1^2 - 4\beta_0\beta_2}} \operatorname{arctanh} \chi \quad (17)$$

where

$$\begin{aligned} \chi &= \frac{2\pi(\alpha_s - \alpha_0)\sqrt{4\beta_0\beta_2 - \beta_1^2}}{2\pi(8\pi\beta_0 + (\alpha_s + \alpha_0)\beta_1) + \alpha_s\alpha_0\beta_2} \\ \operatorname{arctanh} \chi &= \frac{1}{2} \log \left(\frac{1 + \chi}{1 - \chi} \right). \end{aligned} \quad (18)$$

Clearly all the (nontrivial) dependence on the coupling constants α_s is contained in the 3 functions \mathcal{L}, \mathcal{M} and \mathcal{Q} . The general solution can be written in terms of A'_n, B'_n, C'_n , coefficients that will be calculated by a chain of recursion relations [14] giving

$$\begin{aligned} f(x, Q^2) &= \left(\sum_{n=0}^{\infty} \frac{A'_n(x)}{n!} \mathcal{L}^n \right) \otimes \left(\sum_{m=0}^{\infty} \frac{B'_m(x)}{m!} \mathcal{M}^m \right) \otimes \left(\sum_{p=0}^{\infty} \frac{C'_p(x)}{p!} \mathcal{Q}^p \right) \otimes f(x, Q_0^2) \\ &= \sum_{s=0}^{\infty} \sum_{t=0}^s \sum_{n=0}^t \frac{A'_n(x) \otimes B'_{t-n}(x) \otimes C'_{s-t}(x)}{n!(t-n)!(s-t)!} \otimes f(x, Q_0^2) \mathcal{L}^n \mathcal{M}^{t-n} \mathcal{Q}^{s-t} \\ &= \sum_{s=0}^{\infty} \sum_{t=0}^s \sum_{n=0}^t \frac{D_{t,n}^s(x)}{n!(t-n)!(s-t)!} \mathcal{L}^n \mathcal{M}^{t-n} \mathcal{Q}^{s-t}, \end{aligned} \quad (19)$$

and where

$$D_{t,n}^s(x) = A'_n(x) \otimes B'_{t-n}(x) \otimes C'_{s-t}(x) \otimes f(x, Q_0^2). \quad (20)$$

Solving the chain of recursion relations, the above solution in x -space can be simply written as

$$\begin{aligned}
f(x, \alpha_s(Q^2)) = & \exp \left\{ \left[-\frac{2}{\beta_0} P^{(0)}(x) \log \left(\frac{\alpha_s}{\alpha_0} \right) \right] \right\} \otimes \\
& \exp \left\{ \log \left(\frac{16\pi^2\beta_0 + 4\pi\alpha_s\beta_1 + \alpha_s^2\beta_2}{16\pi^2\beta_0 + 4\pi\alpha_0\beta_1 + \alpha_0^2\beta_2} \right) \left[\frac{P^{(0)}(x)}{\beta_0} - \frac{4P^{(2)}(x)}{\beta_2} \right] \otimes \right\} \\
& \exp \left\{ \left(\frac{1}{\sqrt{4\beta_0\beta_2 - \beta_1^2}} \arctan \frac{2\pi(\alpha_s - \alpha_0)\sqrt{4\beta_0\beta_2 - \beta_1^2}}{2\pi(8\pi\beta_0 + (\alpha_s + \alpha_0)\beta_1) + \alpha_s\alpha_0\beta_2} \right) \right. \\
& \left. \left[\frac{2\beta_1}{\beta_0} P^{(0)}(x) - 8P^{(1)}(x) + \frac{8\beta_1}{\beta_2} P^{(2)}(x) \right] \otimes \right\} D_{0,0}^0(x). \tag{21}
\end{aligned}$$

where $D_{0,0}^0(x) = f(x, Q_0^2)$. The possibility of finding an exact solution has, of course, phenomenological implications, since the analytic solution *performs a resummation* of the $\log(\alpha_s)$ which are generated to all orders by the various truncations and by the corresponding logarithmic expansions. These are incorporated into the functions \mathcal{M} , $\mathcal{Q}(\chi)$.

We will get back to this point later.

2.4 The Singlet Case

Before we address the topic of the resummation/re-organization of the logarithmic structure of the solution due to the choice of the different expansions, we move to analyze the extension of our previous reasonings to the singlet case. One can start from form-1 or from form-2, obtaining solutions of overall different accuracies. In the singlet case, if we start from form-2, then one can consider a truncation of this equation, for instance to second order, that can be written as

$$\frac{\partial \vec{f}(N, \alpha_s)}{\partial \alpha_s} = \frac{1}{\alpha_s} \left[\hat{R}_0 + \alpha_s \hat{R}_1 + \alpha_s^2 \hat{R}_2 \right] \vec{f}(N, \alpha_s), \tag{22}$$

where

$$\begin{aligned}
\hat{R}_0 &= -\frac{2}{\beta_0} \hat{P}^{(0)} \\
\hat{R}_1 &= -\frac{1}{2\pi\beta_0^2} \left[2\beta_0 \hat{P}^{(1)} - \hat{P}^{(0)} \beta_1 \right] \\
\hat{R}_2 &= -\frac{1}{\pi} \left(\frac{\hat{P}^{(2)}}{2\pi\beta_0} + \frac{\hat{R}_1\beta_1}{4\beta_0} + \frac{\hat{R}_0\beta_2}{16\pi\beta_0} \right), \tag{23}
\end{aligned}$$

whose (exact) solution in Mellin space is expected to be of the form (the U -ansatz) [18]

$$\vec{f}(N, \alpha_s) = \left[1 + \alpha_s \hat{U}_1(N) + \alpha_s^2 \hat{U}_2(N) \right] \hat{L}(\alpha_s, \alpha_0, N) \left[1 + \alpha_0 \hat{U}_1(N) + \alpha_0^2 \hat{U}_2(N) \right]^{-1} \vec{f}(N, \alpha_0), \quad (24)$$

where

$$\begin{aligned} [\hat{R}_0, \hat{U}_1] &= \hat{U}_1 - \hat{R}_1, \\ [\hat{R}_0, \hat{U}_2] &= -\hat{R}_2 - \hat{R}_1 \hat{U}_1 + 2\hat{U}_2. \end{aligned} \quad (25)$$

Using two projectors on the subspaces of the corresponding leading order (singlet) eigenvalues, denoted by (e_{\pm}) (see [14]), one can remove the commutators, obtaining

$$\hat{U}_2 = \hat{U}_2^{++} + \hat{U}_2^{+-} + \hat{U}_2^{-+} + \hat{U}_2^{--}, \quad (26)$$

where

$$\begin{aligned} \hat{U}_2^{++} &= \frac{1}{2} \left[\hat{R}_1^{++} \hat{R}_1^{++} + \hat{R}_2^{++} - \frac{\hat{R}_1^{+-} \hat{R}_1^{-+}}{r_- - r_+ - 1} \right], \\ \hat{U}_2^{--} &= \frac{1}{2} \left[\hat{R}_1^{--} \hat{R}_1^{--} + \hat{R}_2^{--} - \frac{\hat{R}_1^{-+} \hat{R}_1^{+-}}{r_+ - r_- - 1} \right], \\ \hat{U}_2^{+-} &= \frac{1}{r_+ - r_- - 2} \left[-\hat{R}_1^{+-} \hat{R}_1^{--} - \hat{R}_2^{+-} + \frac{\hat{R}_1^{++} \hat{R}_1^{+-}}{r_+ - r_- - 1} \right], \\ \hat{U}_2^{-+} &= \frac{1}{r_- - r_+ - 2} \left[-\hat{R}_1^{-+} \hat{R}_1^{++} - \hat{R}_2^{-+} + \frac{\hat{R}_1^{--} \hat{R}_1^{-+}}{r_- - r_+ - 1} \right], \end{aligned} \quad (27)$$

and the formal solution from Mellin space can be simplified to

$$\begin{aligned} \vec{f}(N, \alpha_s) &= \left[\hat{L} + \alpha_s \hat{U}_1 \hat{L} - \alpha_0 \hat{L} \hat{U}_1 \right. \\ &\quad \left. + \alpha_s^2 \hat{U}_2 \hat{L} - \alpha_s \alpha_0 \hat{U}_1 \hat{L} \hat{U}_1 + \alpha_0^2 \hat{L} (\hat{U}_1^2 - \hat{U}_2) \right] \vec{f}(N, \alpha_0) \end{aligned} \quad (28)$$

where the accuracy is kept through $O(\alpha_s^2)$.

If we don't want to truncate the equation, then we work with form-1. We start constructing solutions of this equation using the logarithmic expansions introduced in [14] using few iterates. As we have mentioned, in this case there will be just one parameter appearing in the expansion, related to the desired accuracy, i.e. the terms retained in the ansatz, and by increasing the accuracy one expects the result to converge toward the exact solution.

The first truncated logarithmic ansatz that is expected to reproduce (28) includes also an infinite set of new coefficients \vec{C}_n , similar to the nonsinglet NNLO case

$$\vec{f}(N, \alpha_s) = \sum_{n=0}^{\infty} \frac{L^n}{n!} [\mathbf{A}_n + \alpha_s \mathbf{B}_n + \alpha_s^2 \mathbf{C}_n]. \quad (29)$$

The ansatz can be generated to an arbitrarily high order. If this order is κ , we introduce the κ -truncated logarithmic ansatz

$$\vec{f}_{N^{\kappa LO}}(x, \alpha_s)|_{O(\alpha_s^{\kappa})} = \sum_{n=0}^{\infty} (\mathbf{O}_n^0(x) + \alpha_s \mathbf{O}_n^1(x) + \alpha_s^2 \mathbf{O}_n^2(x) + \dots + \alpha_s^{\kappa} \mathbf{O}_n^{\kappa}(x)) \left[\ln \left(\frac{\alpha_s(Q^2)}{\alpha_s(Q_0^2)} \right) \right]^n \quad (30)$$

in the NNLO DGLAP matrix equation and neglect the $O(\alpha_s^{\kappa+1})$ terms. We obtain the following recursion relations which, in the NLO DGLAP case are

$$\begin{aligned} \mathbf{O}_{n+1}^0(x) &= -\frac{2}{\beta_0} [\mathbf{P}^{(0)}(x) \otimes \mathbf{O}_n^0(x)], \\ \vdots \\ \mathbf{O}_{n+1}^{\kappa}(x) &= -\frac{2}{\beta_0} [\mathbf{P}^{(0)} \otimes \mathbf{O}_n^{\kappa}](x) - \frac{1}{\pi\beta_0} [\mathbf{P}^{(1)}(x) \otimes \mathbf{O}_n^{\kappa-1}(x)] \\ &\quad - \frac{\beta_1}{4\pi\beta_0} \mathbf{O}_{n+1}^{\kappa-1}(x) - \kappa \mathbf{O}_n^{\kappa}(x) - (\kappa-1) \frac{\beta_1}{4\pi\beta_0} \mathbf{O}_n^{\kappa-1}(x), \end{aligned} \quad (31)$$

while in the NNLO case become

$$\begin{aligned} \mathbf{O}_{n+1}^0(x) &= -\frac{2}{\beta_0} [\mathbf{P}^{(0)}(x) \otimes \mathbf{O}_n^0(x)], \\ \mathbf{O}_{n+1}^1(x) &= -\frac{2}{\beta_0} [\mathbf{P}^{(0)}(x) \otimes \mathbf{O}_n^1(x)] - \frac{1}{\pi\beta_0} [\mathbf{P}^{(1)}(x) \otimes \mathbf{O}_n^0(x)] \\ &\quad - \frac{\beta_1}{4\pi\beta_0} \mathbf{O}_{n+1}^0(x) - \mathbf{O}_n^1(x), \\ \vdots \\ \mathbf{O}_{n+1}^{\kappa}(x) &= -\frac{2}{\beta_0} [\mathbf{P}^{(0)}(x) \otimes \mathbf{O}_n^{\kappa}(x)] - \frac{1}{\pi\beta_0} [\mathbf{P}^{(1)}(x) \otimes \mathbf{O}_n^{\kappa-1}(x)] \\ &\quad - \frac{1}{2\pi^2\beta_0} [\mathbf{P}^{(2)}(x) \otimes \mathbf{O}_n^{\kappa-2}(x)] \\ &\quad - \frac{\beta_1}{4\pi\beta_0} \mathbf{O}_{n+1}^{\kappa-1}(x) - \frac{\beta_2}{16\pi^2\beta_0} \mathbf{O}_{n+1}^{\kappa-2}(x) \\ &\quad - \kappa \mathbf{O}_n^{\kappa}(x) - (\kappa-1) \frac{\beta_1}{4\pi\beta_0} \mathbf{O}_n^{\kappa-1}(x) - (\kappa-2) \frac{\beta_2}{16\pi^2\beta_0} \mathbf{O}_n^{\kappa-2}(x). \end{aligned} \quad (32)$$

These relations hold both in the nonsinglet and singlet cases and they can be solved in x -space and N -space in terms of the initial conditions $f(N, \alpha_0) = \mathbf{O}_0^0(N)$. Since in the singlet sector the recursion relations are in matrix form, we can solve them by the use of

the projectors e_+ and e_- . A straightforward way to solve the matrix relations is first to solve the relation for $\mathbf{O}_n^0(N)$ in terms of e_+, e_- and r_+^n, r_-^n as follows

$$\mathbf{O}_n^0(N) = e_+ r_+^n \mathbf{O}_0^0(N) + e_- r_-^n \mathbf{O}_0^0(N) \quad (33)$$

and use this result to solve the other relations. The $\mathbf{O}_n^m(N)$ operators can be decomposed in an \mathbf{R}^2 orthonormal basis $\{\mathbf{e}_1, \mathbf{e}_2\}$ as

$$\mathbf{O}_n^m(N) = \mathbf{e}_1 O_n^{(1),m}(N) + \mathbf{e}_2 O_n^{(2),m}(N) = \mathbf{O}_n^{+,m}(N) + \mathbf{O}_n^{-,m}(N). \quad (34)$$

Then, using the properties of the projectors we can write

$$\begin{aligned} (e_+ + e_-) \mathbf{O}_n^m(N) &= e_+ (\mathbf{e}_1 \mathbf{O}_n^{(1),m}(N)) + e_+ (\mathbf{e}_2 \mathbf{O}_n^{(2),m}(N)) \\ &\quad + e_- (\mathbf{e}_1 \mathbf{O}_n^{(1),m}(N)) + e_- (\mathbf{e}_2 \mathbf{O}_n^{(2),m}(N)), \end{aligned} \quad (35)$$

for the relations with $m > 0$, and setting

$$\begin{aligned} \mathbf{O}_n^{++,m}(N) &= e_+ (\mathbf{e}_1 \mathbf{O}_n^{(1),m}(N)) \\ \mathbf{O}_n^{+-,m}(N) &= e_+ (\mathbf{e}_2 \mathbf{O}_n^{(2),m}(N)) \\ \mathbf{O}_n^{-+,m}(N) &= e_- (\mathbf{e}_1 \mathbf{O}_n^{(1),m}(N)) \\ \mathbf{O}_n^{--,m}(N) &= e_- (\mathbf{e}_2 \mathbf{O}_n^{(2),m}(N)) \end{aligned} \quad (36)$$

we can derive some recursion relations. For example, in the NLO case, which corresponds to the case $m = 0, 1$, we have two recursion relations and having solved the $\mathbf{O}_n^0(N)$ as illustrated above, the $m = 1$ relation can be decomposed into four recursion relations as follows

$$\begin{aligned} \mathbf{O}_{n+1}^{++,1}(N) &= \mathbf{R}_1^{++} r_+^n \mathbf{O}_0^0(N) + (r_+ - 1) \mathbf{O}_n^{++,1}(N) \\ \mathbf{O}_{n+1}^{+-,1}(N) &= \mathbf{R}_1^{+-} r_+^n \mathbf{O}_0^0(N) + (r_+ - 1) \mathbf{O}_n^{+-,1}(N) \\ \mathbf{O}_{n+1}^{-+,1}(N) &= \mathbf{R}_1^{-+} r_-^n \mathbf{O}_0^0(N) + (r_- - 1) \mathbf{O}_n^{-+,1}(N) \\ \mathbf{O}_{n+1}^{--,1}(N) &= \mathbf{R}_1^{--} r_-^n \mathbf{O}_0^0(N) + (r_- - 1) \mathbf{O}_n^{--,1}(N). \end{aligned} \quad (37)$$

This pattern can be extended to NNLO, in fact we have three sets of recursion relations corresponding to the cases $m = 0, 1, 2$. Once we have solved all the relations corresponding to the cases $m = 0, 1$ we can proceed to solve the following relations

$$\begin{aligned} \mathbf{O}_{n+1}^{++,2}(N) &= \left[\mathbf{R}_2^{++} + \frac{\beta_1}{\beta_0(4\pi)} \mathbf{R}_1^{++} \right] r_+^n \mathbf{O}_0^0(N) + [\mathbf{R}_1^{++} \mathbf{O}_n^{++,1}(N) + \mathbf{R}_1^{+-} \mathbf{O}_n^{-+,1}(N)] \\ &\quad - \frac{\beta_1}{\beta_0(4\pi)} [\mathbf{O}_n^{++,1}(N) + \mathbf{O}_{n+1}^{++,1}(N)] + \frac{\beta_1}{\beta_0(4\pi)} r_+ \mathbf{O}_n^{++,1}(N) + (r_+ - 2) \mathbf{O}_n^{++,2}, \end{aligned}$$

$$\begin{aligned}
\mathbf{O}_{n+1}^{+-,2}(N) &= \left[\mathbf{R}_2^{+-} + \frac{\beta_1}{\beta_0(4\pi)} \mathbf{R}_1^{+-} \right] r_+^n \mathbf{O}_0^0(N) + [\mathbf{R}_1^{+-} \mathbf{O}_n^{-+,1}(N) + \mathbf{R}_1^{++} \mathbf{O}_n^{+-,1}(N)] \\
&\quad - \frac{\beta_1}{\beta_0(4\pi)} [\mathbf{O}_n^{+-,1}(N) + \mathbf{O}_{n+1}^{+-,1}(N)] + \frac{\beta_1}{\beta_0(4\pi)} r_+ \mathbf{O}_n^{+-,1}(N) + (r_+ - 2) \mathbf{O}_n^{+-,2}, \\
\mathbf{O}_{n+1}^{-+,2}(N) &= \left[\mathbf{R}_2^{-+} + \frac{\beta_1}{\beta_0(4\pi)} \mathbf{R}_1^{-+} \right] r_+^n \mathbf{O}_0^0(N) + [\mathbf{R}_1^{-+} \mathbf{O}_n^{++ ,1}(N) + \mathbf{R}_1^{--} \mathbf{O}_n^{-+,1}(N)] \\
&\quad - \frac{\beta_1}{\beta_0(4\pi)} [\mathbf{O}_n^{-+,1}(N) + \mathbf{O}_{n+1}^{-+,1}(N)] + \frac{\beta_1}{\beta_0(4\pi)} r_- \mathbf{O}_n^{-+,1}(N) + (r_- - 2) \mathbf{O}_n^{-+,2}, \\
\mathbf{O}_{n+1}^{--,2}(N) &= \left[\mathbf{R}_2^{--} + \frac{\beta_1}{\beta_0(4\pi)} \mathbf{R}_1^{--} \right] r_-^n \mathbf{O}_0^0(N) + [\mathbf{R}_1^{--} \mathbf{O}_n^{- -,1}(N) + \mathbf{R}_1^{-+} \mathbf{O}_n^{+-,1}(N)] \\
&\quad - \frac{\beta_1}{\beta_0(4\pi)} [\mathbf{O}_n^{- -,1}(N) + \mathbf{O}_{n+1}^{- -,1}(N)] + \frac{\beta_1}{\beta_0(4\pi)} r_+ \mathbf{O}_n^{- -,1}(N) + (r_- - 2) \mathbf{O}_n^{- -,2}
\end{aligned} \tag{38}$$

which can be implemented in a computer program, with a standard numerical inversion of the Mellin transform, being equivalent to (31) and (32). The x -space approach, as we are going to show, matches the numerical Mellin method with very high accuracy, since the asymptotic truncated solutions give the same answer. In the nonsinglet sector the exact solutions built by iterations as logarithms of composite functions of α_s are new and not present in the previous literature. These have been used in this sector to generate the corresponding exact solutions.

2.5 Relating the U -ansatz to the logarithmic expansion

It is important to compare the two expansions which are identical globally (that is to all orders) but that organize, at a certain fixed perturbative order, the logarithmic corrections in different ways. This can be easily shown in the nonsinglet sector, where the two expansions can be more easily mapped into one another. Let's see how this happens.

The double Taylor-expansion of the solution of the Eq. (24) for (α_s, α_0) around $(0, 0)$ up to order 4, for example, has the following structure

$$\begin{aligned}
f(x, \alpha_s, \alpha_0) &= \left(\frac{\alpha_s}{\alpha_0} \right)^{-\frac{2}{\beta_0} P^{(0)}} \left[1 + \alpha_s a_1^{(1)} + \alpha_0 a_2^{(1)} + \right. \\
&\quad \alpha_s^2 a_1^{(2)} + \alpha_s \alpha_0 a_2^{(2)} + \alpha_0^2 a_3^{(2)} + \\
&\quad \alpha_s^3 a_1^{(3)} + \alpha_s^2 \alpha_0 a_2^{(3)} + \alpha_s \alpha_0^2 a_3^{(3)} + \alpha_0^3 a_4^{(3)} + \alpha_s^2 \alpha_0^2 a_1^{(4)} \\
&\quad \left. \alpha_s^4 a_2^{(4)} + \alpha_s \alpha_0^3 a_3^{(4)} + \alpha_s^2 \alpha_0^2 a_4^{(4)} + \alpha_s \alpha_0^3 a_5^{(4)} + \alpha_0^4 a_6^{(4)} + \dots + \alpha_s^4 \alpha_0^4 a_1^{(8)} \right] f_0,
\end{aligned} \tag{39}$$

as we can see, the double expansion gives terms of higher order of the type $\alpha_s^4\alpha_0^4$. On the other end, for instance, the logarithmic expansion accurate to α_s^4 is given by

$$\tilde{f}(x, \alpha_s, \alpha_0) = \sum_{n=0}^{\infty} [A_n(x) + \alpha_s B_n(x) + \alpha_s^2 C_n(x) + \alpha_s^3 D_n(x) + \alpha_s^4 E_n(x)] \frac{1}{n!} \log^n \left(\frac{\alpha_s}{\alpha_0} \right), \quad (40)$$

that gives recursion relations for the coefficients A_n, \dots, E_n which are solved and exponentiated, as we have shown in [14]. Once those coefficients have been determined, we substitute them into Eq. (40) and rewrite \tilde{f} as

$$\begin{aligned} \tilde{f}(x, \alpha_s, \alpha_0) = \left(\frac{\alpha_s}{\alpha_0} \right)^{-\frac{2}{\beta_0} P^{(0)}} & \left[1 + \alpha_s c_1^{(1)} + \alpha_0 c_2^{(1)} + \right. \\ & \alpha_s^2 c_1^{(2)} + \alpha_s \alpha_0 c_2^{(2)} + \alpha_0^2 c_3^{(2)} + \\ & \alpha_s^3 c_1^{(3)} + \alpha_s^2 \alpha_0 c_2^{(3)} + \alpha_s \alpha_0^2 c_3^{(3)} + \alpha_0^3 c_4^{(3)} + \\ & \left. \alpha_s^4 c_1^{(4)} + \alpha_s \alpha_0^3 c_2^{(4)} + \alpha_s^2 \alpha_0^2 c_3^{(4)} + \alpha_s \alpha_0^3 c_4^{(4)} + \alpha_0^4 c_5^{(4)} \right] A_0. \end{aligned} \quad (41)$$

From the direct calculation of the coefficients $a_i^{(j)}$ and $c_i^{(j)}$ in the two Eqs. (41) and (39), we observe that they coincide only for those terms which are of the same order in $\alpha_s\alpha_0$, but in general, the two expansions organize the corrections in different ways. For instance, in order to generate the terms of the type $\alpha_s^4\alpha_0^4$, we should take the index $\kappa = 8$ in (30). In this case we will reproduce all the coefficients up to $\alpha_s^4\alpha_0^4$, but we will also introduce terms of order α_s^8 and α_0^8 which were not present in the double expansion of (24) arrested at order α_s^4 . This is due to the fact that the Taylor expansion of (24) in (α_s, α_0) is a double expansion while the result of the logarithmic expansion corresponds to a single expansion in α_s and the remaining power of α_0 are introduced during the exponentiation procedure [14]. As we have mentioned, to establish the equivalence between the two approaches Eqs. (24) and (30) one needs to expand the leading order solution which appears as first factor in (24), extracting all the logarithms of α_s . The structure of the U -ansatz is such that in it the leading order solution is automatically factored out, while in the logarithmic expansions of type (29) and, in general, (30), one needs to exponentiate the solution of the recursion relations to achieve the same result. Numerically this can't be done, but the two ansatz, interpreted perturbatively both as ways to collect the logarithms of the solution of the evolution equations, become the same expansion as the order of the truncation grows.

3 Resummation and the exact solution

It is interesting to compare the logarithmic corrections generated by the truncated solutions with the exact nonsinglet solutions obtained at the various perturbative orders. As we have already mentioned, the analytic solution resums the partial contributions coming from the truncates of various order introduced by the various ansatzë in x -space or in moment space. To illustrate this point, let's start the analysis from the NLO nonsinglet case and then we will generalize the results to the NNLO case.

Solving NLO DGLAP nonsinglet equation in Mellin space

$$\frac{\partial f(N, \alpha_s)}{\partial \alpha_s} = \frac{P^{NLO}(N, \alpha_s)}{\beta_{NLO}(\alpha_s)} f(N, \alpha_s) \quad (42)$$

we obtain an exact solution which can be written as follows

$$\begin{aligned} f(\alpha_s, N) = & \exp \left\{ -\frac{2}{\beta_0} P^{(0)}(N) \log \left(\frac{\alpha_s}{\alpha_0} \right) \right\} \\ & \times \exp \left\{ \left[\frac{2}{\beta_0} P^{(0)}(N) - \frac{4}{\beta_1} P^{(1)}(N) \right] \log \left(\frac{4\pi\beta_0 + \alpha_s\beta_1}{4\pi\beta_0 + \alpha_0\beta_1} \right) \right\} f(\alpha_0, N) \end{aligned} \quad (43)$$

in Mellin space, and as

$$\begin{aligned} f(\alpha_s, x) = & \exp \left\{ -\frac{2}{\beta_0} P^{(0)}(x) \log \left(\frac{\alpha_s}{\alpha_0} \right) \right\}_{\otimes} \\ & \times \exp \left\{ \left[\frac{2}{\beta_0} P^{(0)}(x) - \frac{4}{\beta_1} P^{(1)}(x) \right] \log \left(\frac{4\pi\beta_0 + \alpha_s\beta_1}{4\pi\beta_0 + \alpha_0\beta_1} \right) \right\}_{\otimes} f(\alpha_0, x) \end{aligned} \quad (44)$$

in x -space.

Expanding in terms of $\log \left(\frac{\alpha_s}{\alpha_0} \right)$ this solution we obtain

$$\begin{aligned} f(\alpha_s, x) = & \exp \left\{ -\frac{2}{\beta_0} P^{(0)}(x) \log \left(\frac{\alpha_s}{\alpha_0} \right) \right\}_{\otimes} \times \\ & \exp \left\{ \left[\frac{2}{\beta_0} P^{(0)}(x) - \frac{4}{\beta_1} P^{(1)}(x) \right] \left[\frac{\alpha_0\beta_1}{4\pi\beta_0 + \alpha_0\beta_1} \log \left(\frac{\alpha_s}{\alpha_0} \right) + \dots \right] \right\}_{\otimes} f(\alpha_0, x), \end{aligned} \quad (45)$$

with an analogous expression in moment space. The notations can be simplified by defining

$$\begin{aligned} \tilde{P}^{(0)} &= -\frac{2}{\beta_0} P^{(0)} \\ \tilde{P}^{(1)} &= \frac{2}{\beta_0} P^{(0)} - \frac{4}{\beta_1} P^{(1)} \\ g_1(\alpha_0) &= \frac{\alpha_0\beta_1}{4\pi\beta_0 + \alpha_0\beta_1} \\ t &= \log \left(\frac{\alpha_s}{\alpha_0} \right) \end{aligned} \quad (46)$$

and in x -space we can rewrite the solution in terms of t -iterates in the form

$$\begin{aligned}
f(\alpha_s, x) = & \exp \left\{ \tilde{P}^{(0)} t \right\}_{\otimes} \exp \left\{ \tilde{P}^{(1)} t g_1(\alpha_0) + \tilde{P}^{(1)} t^2 g_2(\alpha_0) + \dots \right\}_{\otimes} f(\alpha_0, x) \\
& \exp \left\{ \tilde{P}^{(0)} t \right\}_{\otimes} \exp \left\{ \tilde{P}^{(1)} t g_1(\alpha_0) \right\}_{\otimes} \exp \left\{ \tilde{P}^{(1)} t^2 g_2(\alpha_0) \right\}_{\otimes} \dots \\
& \exp \left\{ \tilde{P}^{(1)} t^n g_n(\alpha_0) \right\}_{\otimes} f(\alpha_0, x)
\end{aligned} \tag{47}$$

where

$$\begin{aligned}
g_2(\alpha_0) &= \frac{1}{2} (g_1(\alpha_0) - g_1^2(\alpha_0)) \\
g_3(\alpha_0) &= \left(\frac{1}{6} g_1(\alpha_0) - \frac{1}{2} g_1^2(\alpha_0) + \frac{1}{3} g_1^3(\alpha_0) \right) \\
g_4(\alpha_0) &= \left(\frac{1}{24} g_1(\alpha_0) - \frac{7}{24} g_1^2(\alpha_0) + \frac{1}{2} g_1^3(\alpha_0) - \frac{1}{4} g_1^4(\alpha_0) \right) \\
g_5(\alpha_0) &= \left(\frac{1}{120} g_1(\alpha_0) - \frac{1}{8} g_1^2(\alpha_0) + \frac{5}{12} g_1^3(\alpha_0) - \frac{1}{2} g_1^4(\alpha_0) + \frac{1}{5} g_1^5(\alpha_0) \right) \\
&\vdots
\end{aligned} \tag{48}$$

Finally, in the nonsinglet case we can re-arrange our solution in the form

$$\begin{aligned}
f_{LO}(\alpha_s, x) &= \exp \left\{ \tilde{P}^{(0)} t \right\}_{\otimes} f(\alpha_0, x) \\
f(\alpha_s, x) &= \exp \left\{ \tilde{P}^{(1)} t g_1(\alpha_0) \right\}_{\otimes} \exp \left\{ \tilde{P}^{(1)} t^2 g_2(\alpha_0) \right\}_{\otimes} \dots \exp \left\{ \tilde{P}^{(1)} t^n g_n(\alpha_0) \right\}_{\otimes} f_{LO}(\alpha_s, x).
\end{aligned} \tag{49}$$

It is interesting to note that the function $g_1(\alpha_0)$ is, in a sense, universal since it contains all the information about the initial conditions. A quick comparison between (44) and its expanded version (49) shows the features of the implicit resummation involved in moving from the second equation to the first. We will point out, in the numerical analysis presented below, that only a resummation can bring a logarithmic ansatz expressed in terms of $\log(\alpha_s)$ (either in Mellin space or in x -space) to reproduce numerically the exact solution. This is easy to show in the nonsinglet case, where both equations can be implemented as numerical iterations.

In a similar way we can proceed to re-arrange the exact solution in the nonsinglet sector at NNLO. This can be rewritten as

$$f(x, \alpha_s) = \exp \left\{ \log \left(\frac{16\pi^2\beta_0 + 4\pi\alpha_s\beta_1 + \alpha_s^2\beta_2}{16\pi^2\beta_0 + 4\pi\alpha_0\beta_1 + \alpha_0^2\beta_2} \right) \left[\frac{P^{(0)}(x)}{\beta_0} - \frac{4P^{(2)}(x)}{\beta_2} \right] \right\}_{\otimes}$$

$$\exp \left\{ \left(\frac{1}{\sqrt{4\beta_0\beta_2 - \beta_1^2}} \arctan \frac{2\pi(\alpha_s - \alpha_0)\sqrt{4\beta_0\beta_2 - \beta_1^2}}{2\pi(8\pi\beta_0 + (\alpha_s + \alpha_0)\beta_1) + \alpha_s\alpha_0\beta_2} \right) \left[\frac{2\beta_1}{\beta_0} P^{(0)}(x) - 8P^{(1)}(x) + \frac{8\beta_1}{\beta_2} P^{(2)}(x) \right] \right\}_{\otimes} f_{LO}(x, \alpha_0). \quad (50)$$

Expanding in terms of the logs, it is useful to define the following expressions

$$\begin{aligned} \tilde{P}_A^{(2)} &= (4P^{(2)}\beta_0 - P^{(0)}\beta_2) \\ \tilde{P}_B^{(2)} &= (4P^{(2)}\beta_0\beta_1 - 4P^{(1)}\beta_0\beta_2 + P^{(0)}\beta_1\beta_2) \\ G(\alpha_0) &= \frac{1}{\beta_0\beta_2(16\pi^2\beta_0 + 4\pi\alpha_0\beta_1 + \alpha_0^2\beta_2)}. \end{aligned} \quad (51)$$

Then we get

$$\begin{aligned} f(x, \alpha_s) &\simeq \exp \left\{ \frac{t}{G(\alpha_0)} a_1(\alpha_0) \tilde{P}_A^{(2)} + \frac{t^2}{G^2(\alpha_0)} a_2(\alpha_0) \tilde{P}_A^{(2)} + \dots + \frac{t^n}{G^n(\alpha_0)} a_n(\alpha_0) \tilde{P}_A^{(2)} \right\}_{\otimes} \\ &\exp \left\{ \frac{t}{G(\alpha_0)} b_1(\alpha_0) \tilde{P}_B^{(2)} + \frac{t^2}{G^2(\alpha_0)} b_2(\alpha_0) \tilde{P}_B^{(2)} + \dots + \frac{t^n}{G^n(\alpha_0)} b_n(\alpha_0) \tilde{P}_B^{(2)} \right\}_{\otimes} f_{LO}(x, \alpha_0) \end{aligned} \quad (52)$$

where $G(\alpha_0)$ and the functions $a_1(\alpha_0), \dots, b_1(\alpha_0) \dots$, are polynomial functions dependent on α_0 . We omit to give their explicit expressions since they are not relevant for our discussion. With these definitions, the solution written in terms of simple logarithms of the coupling is summarized in x -space by the formal expression

$$\begin{aligned} f(x, \alpha_s) &\simeq \exp \left\{ \frac{t}{G(\alpha_0)} a_1(\alpha_0) \tilde{P}_A^{(2)} \right\}_{\otimes} \exp \left\{ \frac{t^2}{G^2(\alpha_0)} a_2(\alpha_0) \tilde{P}_A^{(2)} \right\}_{\otimes} \dots \exp \left\{ \frac{t^n}{G^n(\alpha_0)} a_n(\alpha_0) \tilde{P}_A^{(2)} \right\}_{\otimes} \\ &\exp \left\{ \frac{t}{G(\alpha_0)} b_1(\alpha_0) \tilde{P}_B^{(2)} \right\}_{\otimes} \exp \left\{ \frac{t^2}{G^2(\alpha_0)} b_2(\alpha_0) \tilde{P}_B^{(2)} \right\}_{\otimes} \dots \\ &\otimes \exp \left\{ \frac{t^n}{G^n(\alpha_0)} b_n(\alpha_0) \tilde{P}_B^{(2)} \right\}_{\otimes} f_{LO}(x, \alpha_0). \end{aligned} \quad (53)$$

The relations between exact solutions and logarithmic expansions simplify considerably when one starts from the form-2 of the evolution equations. In fact, proceeding with the 1st truncated equation ($\kappa = 1$) this takes the form

$$\frac{\partial f(\alpha_s, x)}{\partial \alpha_s} = \frac{1}{\alpha_s} [R_0 + \alpha_s R_1] \otimes f(\alpha_s, x), \quad (54)$$

where we have set

$$R_0 = -\frac{2}{\beta_0} P^{(0)} \quad R_1 = -P^{(1)} \frac{1}{\pi\beta_0} + P^{(0)} \frac{\beta_1}{2\pi\beta_0^2}. \quad (55)$$

In this specific case the exact solution is given by

$$f(\alpha_s, x) = \exp \{(\alpha_s - \alpha_0) R_1\} \otimes \exp \{t R_0\} \otimes f(\alpha_0, x) \quad (56)$$

and using the relation

$$f(\alpha_s, x) = \exp \{t R_0\} \otimes \exp \{\alpha_0 t R_1\} \otimes \exp \left\{ \alpha_0 \frac{t^2}{2!} R_1 \right\} \otimes \cdots f(\alpha_0, x) \quad (57)$$

followed by a further expansion of the exponentials, the expression above can be re-organized in the form

$$f(\alpha_s, x) = \exp \{t R_0\} \otimes \left\{ 1 + R_1 \alpha_0 t + t^2 \left(R_1 \frac{\alpha_0}{2} + R_1 \otimes R_1 \frac{\alpha_0^2}{2} \right) + \cdots \right\} \otimes f(\alpha_0, x). \quad (58)$$

If we want to preserve a certain accuracy in our solutions, it is sufficient to do a Taylor expansion of (56). For example, at NLO, the truncated solutions of order α_s of the truncated equation is

$$f(\alpha_s, x) = [1 + (\alpha_s - \alpha_0) R_1] \otimes f_{LO}(\alpha_s, x), \quad (59)$$

which takes the form originally given in [20]. Expanding this expression in terms of $\log(\alpha_s/\alpha_0) = t$ we obtain the traditional form of the solution

$$f(\alpha_s, x) = f_{LO}(\alpha_s, x) + R_1 \left[\alpha_0 t + \frac{1}{2} \alpha_0^2 t^2 + \cdots \right] \otimes f_{LO}(\alpha_s, x). \quad (60)$$

Using this simple approach we can proceed to the determination of finite accuracy $O(\alpha_s^\kappa)$ solutions in the nonsinglet sector.

Increasing the value of κ , we can write the κ -th truncated NLO or NNLO equation as

$$\frac{\partial f(\alpha_s, x)}{\partial \alpha_s} = \frac{1}{\alpha_s} [R_0 + \alpha_s R_1 + \alpha_s^2 R_2 + \cdots + \alpha_s^\kappa R_\kappa] \otimes f(\alpha_s, x), \quad (61)$$

where all the coefficients $R_0(x), R_1(x), \dots, R_\kappa(x)$ are expressed in terms of the $P^{(0)}$ and $P^{(1)}$ kernels in the NLO case, and in terms of $P^{(0)}, P^{(1)}, P^{(2)}$ in the NNLO case. In both cases the solution can be expanded in terms of t -logs as

$$\begin{aligned} f(\alpha_s, x) = & \exp \{t R_0\} \otimes \exp \{t (\alpha_0 R_1 c_1^1 + \alpha_0^2 R_2 c_2^1 + \cdots + \alpha_0^\kappa R_\kappa c_\kappa^1)\} \otimes \\ & \exp \{t^2 (\alpha_0 R_1 c_1^2 + \alpha_0^2 R_2 c_2^2 + \cdots + \alpha_0^\kappa R_\kappa c_\kappa^2)\} \otimes \cdots \\ & \otimes \exp \{t^n (\alpha_0 R_1 c_1^n + \alpha_0^2 R_2 c_2^n + \cdots + \alpha_0^\kappa R_\kappa c_\kappa^n)\} \otimes f(\alpha_0, x), \end{aligned} \quad (62)$$

being the coefficients c_κ^n real numbers. After a further expansion one can cast the result in the form

$$\begin{aligned}
f(\alpha_s, x) = & \left\{ 1 + t \left(\alpha_0 R_1 c_1^2 + \alpha_0^2 R_2 c_2^2 + \dots + \alpha_0^\kappa R_\kappa c_\kappa^2 \right) \right. \\
& + t^2 \left(\alpha_0 R_1 c_1^2 + \alpha_0^2 R_2 c_2^2 + \dots + \alpha_0^\kappa R_\kappa c_\kappa^2 \right) \otimes \\
& \left. \left(\alpha_0 R_1 c_1^2 + \alpha_0^2 R_2 c_2^2 + \dots + \alpha_0^\kappa R_\kappa c_\kappa^2 \right) \otimes \dots \right\} \otimes f_{LO}(\alpha_0, x),
\end{aligned} \tag{63}$$

having factored out the leading order solution.

One of the points that should be briefly taken into considerations concern the definition of the asymptotic solution. An asymptotic solution, in our terminology, identifies a solution which is the closest possible to the exact (brute force) solution. This means that while in the nonsinglet, for this solution, we will be using our exact ansatz, for the singlet we will let the number of iterates grow until the logarithmic series stabilizes. However, the absence of exact solutions in the singlet case shows that we will be surely differing from the brute force solution by some finite amount. Being CANDIA, or PEGASUS based on analytical approaches rather than on discretizations, we are not able to compare with the exact solution and estimate the difference between our asymptotic solution and the exact one. We will quantify these difference rather accurately taking the Drell-Yan cross section as an example, but before coming to a numerical analysis we discuss the implementation of the renormalization scale dependence in our formalism.

3.1 The treatment of the renormalization scale dependence and the implementation

The scale dependence of the pdf's can be obtained by solving the modified equations

$$\frac{\partial}{\partial \ln \mu_F^2} f_i(x, \mu_F^2, \mu_R^2) = P_{ij}(x, \mu_F^2, \mu_R^2) \otimes f_j(x, \mu_F^2, \mu_R^2), \tag{64}$$

where μ_F is now a generic factorization scale. The explicit expression of these modified kernels are given below [19]. This can be obtained by re-expressing the coupling constant, function of the factorization scale μ_F , in terms of μ_R using the RGE for the running coupling at the corresponding order. Concerning the actual relation between the couplings at the two scales, this can be obtained by solving numerically the corresponding RGE for the running coupling at NLO and NNLO. We have also monitored the approximate solutions obtained by the usual well-known asymptotic expansions in terms of $L = \ln(\mu_F^2/\mu_R^2)$. In the NLO case an implicit solution which allows to connect μ_F^2 and μ_R^2 is available

$$\frac{1}{a_s(\mu_F^2)} = \frac{1}{a_s(\mu_R^2)} + \beta_0 \ln \left(\frac{\mu_F^2}{\mu_R^2} \right) - b_1 \ln \left\{ \frac{a_s(\mu_F^2) [1 + b_1 a_s(\mu_R^2)]}{a_s(\mu_R^2) [1 + b_1 a_s(\mu_F^2)]} \right\} \tag{65}$$

where $a_s(\mu^2) = \alpha_s(\mu^2)/(4\pi)$, which can be solved as

$$\alpha_s(\mu_F^2) = \alpha_s(\mu_R^2) - \left[\alpha_s^2(\mu_R^2) \frac{\beta_0 L}{4\pi} + \frac{\alpha_s^3(\mu_R^2)}{(4\pi)^2} (-\beta_0^2 L^2 + \beta_1 L) \right], \quad (66)$$

where the μ_F^2 dependence is contained in the factor L , and we have used a β -function expanded up to NLO, involving β_0 and β_1 . At NNLO implicit solutions such as (65) are not available but one can derive the analogous of (66). Both options, the exact and the asymptotic are present in CANDIA. The differences between the two determinations are quite small (see Tab.20).

We have imposed logarithmic expansions on the equations with the kernels written in the form given below and derived recursion relations for these expressions. These reduce to the recursion relations discussed in the previous sections with the actual redefinitions

$$\begin{aligned} \alpha_s(\mu_F^2) &\rightarrow \alpha_s(\mu_R^2) = \alpha_s(\mu_F^2) - \left[-\alpha_s^2(\mu_F^2) \frac{\beta_0 L}{4\pi} + \frac{\alpha_s^3(\mu_F^2)}{(4\pi)^2} (-\beta_0^2 L^2 - \beta_1 L) \right], \\ P_{ij}^{(0)}(x) &\rightarrow P_{ij}^{(0)}(x) \\ P_{ij}^{(1)}(x) &\rightarrow P_{ij}^{(1)}(x) - \frac{\beta_0}{2} P_{ij}^{(0)}(x) L \\ P_{ij}^{(2)}(x) &\rightarrow P_{ij}^{(2)}(x) - \beta_0 L P_{ij}^{(1)}(x) - \left(\frac{\beta_1}{4} L - \frac{\beta_0^2}{4} L^2 \right) P_{ij}^{(0)}(x) \end{aligned} \quad (67)$$

introduced into the equation expressed in form-1.

Concerning the implementation of the algorithm in CANDIA, we briefly illustrate the implementation of the flavor reconstruction. We define

$$q_i^{(\pm)} = q_i \pm \bar{q}_i, \quad q^{(\pm)} = \sum_{i=1}^{n_f} q_i^{(\pm)}, \quad (68)$$

then the general structure of the nonsinglet splitting functions is given by

$$P_{q_i q_k} = P_{\bar{q}_i \bar{q}_k} = \delta_{ik} P_{qq}^V + P_{qq}^S, \quad (69)$$

$$P_{q_i \bar{q}_k} = P_{\bar{q}_i q_k} = \delta_{ik} P_{q\bar{q}}^V + P_{q\bar{q}}^S. \quad (70)$$

This leads to three independently evolving types of nonsinglet distributions: the evolution of the flavor asymmetries

$$q_{NS,ik}^{(\pm)} = q_i^{(\pm)} - q_k^{(\pm)}, \quad (71)$$

whose evolution is governed by

$$P_{NS}^{\pm} = P_{qq}^V \pm P_{q\bar{q}}^V, \quad (72)$$

and the sum of the valence distributions of all flavors $q^{(-)}$ which evolves with

$$P_{NS}^V = P_{qq}^V - P_{q\bar{q}}^V + n_f (P_{qq}^S - P_{q\bar{q}}^S) \equiv P_{NS}^- + P_{NS}^S. \quad (73)$$

Notice that the quark-quark splitting function P_{qq} can be expressed as

$$P_{qq} = P_{NS}^+ + n_f (P_{qq}^S + P_{q\bar{q}}^S) \equiv P_{NS}^+ + P_{ps}. \quad (74)$$

It is important to observe that the nonsinglet contribution is the most relevant one in Eq. (74) at large x , where the *pure singlet* term $P_{ps} = P_{qq}^S + P_{q\bar{q}}^S$ is very small. At small x , on the other hand, the latter contribution takes over, as xP_{ps} does not vanish for $x \rightarrow 0$, unlike xP_{NS}^+ . The gluon-quark and quark-gluon entries are given by

$$P_{qg} = n_f P_{qig}, \quad (75)$$

$$P_{gq} = P_{gqi} \quad (76)$$

in terms of the flavor-independent splitting functions $P_{qig} = P_{\bar{q}ig}$ and $P_{gqi} = P_{g\bar{q}i}$. With the exception of the first order part of P_{qg} , neither of the quantities xP_{qg} , xP_{gq} and xP_{gg} vanish for $x \rightarrow 0$.

In the expansion in powers of α_s of the evolution equations, the flavor-diagonal (valence) quantity P_{qq}^V is of order α_s , while $P_{q\bar{q}}^V$ and the flavor-independent (sea) contributions P_{qq}^S and $P_{q\bar{q}}^S$ are of order α_s^2 . A non-vanishing difference $P_{qq}^S - P_{q\bar{q}}^S$ is present at order α_s^3 .

The next step is to choose a proper basis of nonsinglet distributions that allows us to reconstruct, through linear combinations, the distribution of each parton. The singlet evolution gives us 2 distributions, g and $q^{(+)}$, so we need to evolve $2n_f - 1$ independent nonsinglet distributions. We choose

1. $q^{(-)}$, evolving with P_{NS}^V ;
2. $q_{NS,1i}^{(-)} = q_1^{(-)} - q_i^{(-)}$ (for $2 \leq i \leq n_f$), evolving with P_{NS}^- ;
3. $q_{NS,1i}^{(+)} = q_1^{(+)} - q_i^{(+)}$ (for $2 \leq i \leq n_f$), evolving with P_{NS}^+ ,

and use simple relations such as

$$q_i^{(\pm)} = \frac{1}{n_f} \left(q^{(\pm)} + \sum_{k=1, k \neq i}^{n_f} q_{NS,ik}^{(\pm)} \right) \quad (77)$$

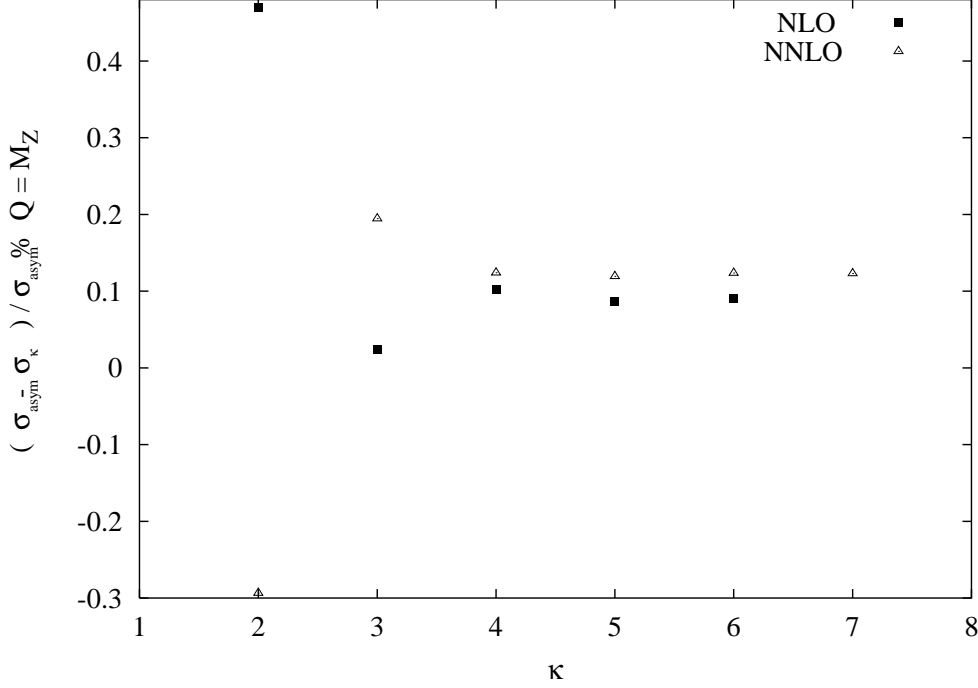


Figure 1: Plot of the percentage differences between the asymptotic Drell-Yan cross section and those obtained using expansions of the pdf's of a fixed order κ , shown as a function of κ for the NLO and NNLO cases. We have used the MRST parametric input with $\mu_0 = 1$ GeV and $Q = M_Z$. The evolution is based on CANDIA.

to perform the reconstructions of the various flavors. Choosing $i = 1$ in (77), we compute $q_1^{(-)}$ from the evolved nonsinglets of type 1 and 2 and $q_1^{(+)}$ from the evolved singlet $q^{(+)}$ and nonsinglet of type 3. Then from the nonsinglets 2 and 3 we compute respectively $q_i^{(-)}$ and $q_i^{(+)}$ for each i such that $2 \leq i \leq n_f$, and finally q_i and \bar{q}_i .

Moving from NNLO to NLO things simplify, as we have $P_{qq}^{S,(1)} = P_{q\bar{q}}^{S,(1)}$. This implies (see Eq. (73)) that $P_{NS}^{V,(1)} = P_{NS}^{-,(1)}$, i.e. the nonsinglets $q^{(-)}$ and $q_{NS,ik}^{(-)}$ evolve with the same kernel, and the same does each linear combination thereof, in particular $q_i^{(-)}$ for each flavor i . The basis of the $2n_f - 1$ nonsinglet distributions that we choose to evolve at NLO is

1. $q_i^{(-)}$ (for each $i \leq n_f$), evolving with $P_{NS}^{-,(1)}$,
2. $q_{NS,1i}^{(+)} = q_1^{(+)} - q_i^{(+)}$ (for each i such that $2 \leq i \leq n_f$), evolving with $P_{NS}^{+,(1)}$,

and the same we do at LO, where we have in addition $P_{NS}^{+,(0)} = P_{NS}^{-,(0)}$, being $P_{q\bar{q}}^{V,(0)} = 0$.

4 The cross section and the parton luminosities

Our NNLO analysis of the total cross section for lepton pair production combines the hard scatterings of [12], implemented by us in a program called `CANDIADY`, which combines the hard scatterings with the evolution performed by `CANDIA`. We will present in a section below some results obtained by interfacing `VRAP` and `CANDIA` that allow to extend some of the predictions of [13] with the inclusion of the factorization/renormalization scale dependence not only in the hard scatterings but also in the evolution. Here our main analysis is instead focused on the cross section for the mass distribution $d\sigma/dQ^2$.

Lepton pair production at low Q via the Drell-Yan is sensitive to the pdf's at small- x values while in the high mass region, above the peak, is essential for the search of additional neutral currents. The general structure of the factorization formula for the color averaged inclusive cross section for lepton pair production is given by [12]

$$\frac{d\sigma}{dQ^2} = \tau \sigma_V(Q^2, M_V^2) W_V(\tau, Q^2) \quad \tau = Q^2/S, \quad (78)$$

where σ_V is the point-like cross section in the case of the γ, Z and the interference γ - Z . S is the center of mass energy of the incoming hadrons and Q^2 is the invariant mass of the di-lepton pair, respectively. We have used the relations

$$\begin{aligned} \sigma_\gamma(Q^2) &= \frac{4\pi\alpha_{em}^2}{3Q^4} \frac{1}{N_C} \\ \sigma_Z(Q^2) &= \frac{\pi\alpha_{em}}{4M_Z N_C \sin^2 \theta_W \cos^2 \theta_W} \frac{\Gamma_{Z \rightarrow l\bar{l}}}{(Q^2 - M_Z^2)^2 + M_Z^2 \Gamma_Z^2} \\ \sigma_{\gamma Z}(Q^2) &= \frac{\pi\alpha_{em}^2}{6} \frac{(1 - 4\sin^2 \theta_W)}{\sin^2 \theta_W \cos^2 \theta_W} \frac{(Q^2 - M_Z^2)}{N_C Q^2 (Q^2 - M_Z^2)^2 + M_Z^2 \Gamma_Z^2}, \end{aligned} \quad (79)$$

where $\Gamma_{Z \rightarrow l\bar{l}} = 0.0839136$ GeV, $\Gamma_Z = 2.4952$ GeV, $\sin^2 \theta_W = 0.23143$ and $\alpha_{em}(M_Z) = 1/128$. These choices, performed as in [13] are expected to account for the factorizable electroweak corrections, using the effective Born approximation [23],[24]. The non-factorizable contribution, very relevant in the large invariant mass region ($Q = 160$ GeV and above) are estimated to be much larger [23].

In all our studies we have fixed the energy of the collision to be $\sqrt{S} = 14$ TeV.

The hadronic structure function $W_V(\tau, Q^2)$ is represented by a convolution product between the parton luminosities $\Phi_{ij}^V(x, \mu_R^2, \mu_F^2)$ and the Wilson coefficients $\Delta_{ij}(x, Q^2, \mu_R^2, \mu_F^2)$

$$W_Z(\tau, Q^2, \mu_R^2, \mu_F^2) = \sum_{i,j} \int_\tau^1 \frac{dx}{x} \Phi_{ij}(x, \mu_R^2, \mu_F^2) \Delta_{ij}\left(\frac{\tau}{x}, Q^2, \mu_R^2, \mu_F^2\right), \quad (80)$$

where the luminosities are given by

$$\Phi_{ij}(x, \mu_R^2, \mu_F^2) = \int_x^1 \frac{dy}{y} f_i(y, \mu_R^2, \mu_F^2) f_j\left(\frac{x}{y}, \mu_R^2, \mu_F^2\right) \equiv [f_i \otimes f_j](x, \mu_R^2, \mu_F^2) \quad (81)$$

and the Wilson coefficients depend from both scales

$$\Delta_{ij}(x, Q^2, \mu_F^2) = \sum_{n=0}^{\infty} \alpha_s^n(\mu_R^2) \Delta_{ij}^{(n)}(x, Q^2, \mu_F^2, \mu_R^2). \quad (82)$$

The explicit expressions of the hard scatterings coefficients have been taken from [12] and implemented in CANDIA. Moving to the parton densities, these are decomposed into their singlet (**S**) and nonsinglet (**NS**) contributions starting from the explicit expression

$$\begin{aligned} [q_i \otimes \bar{q}_j](x, \mu_F^2) &= \frac{1}{4} \left(q_i^{(+)} + q_i^{(-)} \right) \otimes \left(q_j^{(+)} - q_j^{(-)} \right) = \\ &= \frac{1}{4n_f^2} \left[\left(q^{(+)} + \sum_{k=1, k \neq i}^{n_f} q_{NS,ik}^{(+)} \right) + \left(q^{(-)} + \sum_{k=1, k \neq i}^{n_f} q_{NS,ik}^{(-)} \right) \right] \otimes \\ &\quad \left[\left(q^{(+)} + \sum_{k=1, k \neq j}^{n_f} q_{NS,jk}^{(+)} \right) + \left(q^{(-)} + \sum_{k=1, k \neq j}^{n_f} q_{NS,jk}^{(-)} \right) \right], \end{aligned} \quad (83)$$

and after an expansion, one identifies, as usual, the convolution products **S** \otimes **S**, **NS** \otimes **NS** and **S** \otimes **NS**.

As we have already mentioned, in each of this sectors we are entitled to implement evolved pdf's of different accuracy, according to the classification presented in the previous section. Summarizing, we have, for the nonsinglet sector: 1) exact solutions of the NNLO exact equation; 2) exact solution of the NNLO truncated equation; 3) truncated solution of the NNLO truncated equation, while for the singlet case we have only the option of the κ' -truncated solutions.

As we have already explained, we work with the equations written according to form-1, which has a single expansion parameter (κ'). This implies that the parton luminosities can be of a varying accuracy depending on the type of the solutions. The numerical analysis of these choices is very involved for realistic distributions, as we are going to discuss next. We remark that there are differences between the iterated solutions of type-1 and the *brute force* solutions or the exact solutions, which are also available in the nonsinglet case. We have tried to answer this subtle point by showing in Fig. 1 the results for the cross sections determined at NLO and at NNLO using as input the MRST conditions taken from the grid, evolved by us using different sets of solutions. We recall that the initial condition $\mu_0^2 = 1 \text{ GeV}^2$ means that we are using the MRST parametric input [10]. We have defined the “asymptotic solution” to be σ_{asympt} , built using the exact solution in the nonsinglet sector and a truncated solution in the singlet, with the index of truncation

κ sufficiently large so that an asymptotic value for the logarithmic expansion ($\kappa = 8$) is obtained. We plot the percentage difference, normalized as shown in the figure, between truncated solutions of a varying κ index and this asymptotic cross section. It is clear, from this analysis, that the iterates of fixed accuracy, expanded in powers of $\log(\alpha_s)$, do not converge to the asymptotic solution but give cross sections that differ by a small but finite amount from that. This is quantified to be of the order of $0.1 - 0.5\%$ at the energy reported in the plot. This estimate is subject to change as we vary the energy scale and the model of the initial conditions. On the basis of this result, we may reasonably assume that the sequence of truncations, respect to the *brute force* solution, or exact solution, should be of the order of a percent or so. This could be quantified better using a numerical code that solves the DGLAP by direct discretization, which is not available to us. From this point on, all the analysis that follows is going to be based on the implementation of σ_{asympt} , as defined above. More details concerning the difference between truncated and asymptotic solutions, a critical analysis of these results and of their implications for precision studies of the parton model at NNLO will be presented below.

5 Numerical Analysis: Comparison with the Les Houches and the MRST Models

We start presenting in this section our comparisons between the results for the evolution and the cross sections obtained using CANDIA against those of other implementations. In doing this we have made sure that the same conditions are kept in regard both to the treatment of the heavy flavors and of the initial conditions when running the different codes. In particular, the parameters of the runs have been selected so to generate either truncated solutions or asymptotic solutions, as specified above.

5.1 Comparisons with the Les Houches benchmarks

We start our comparison using as initial conditions those presented in the Les Houches Model [21], which have been used to determine some benchmarks for the evolution. The implementations that we compare, in this case, are those of CANDIA and PEGASUS, the latter running with the option IMODEV= 1. This option generates exact solutions of the evolution equations by using a large sequence of truncates in Mellin space, with both parameters κ and κ' large, according to the U -ansatz (24). The heavy quarks have been treated according to the VFN scheme.

In the Les Houches model [21] the input distributions mimic the CTEQ5M [25] pa-

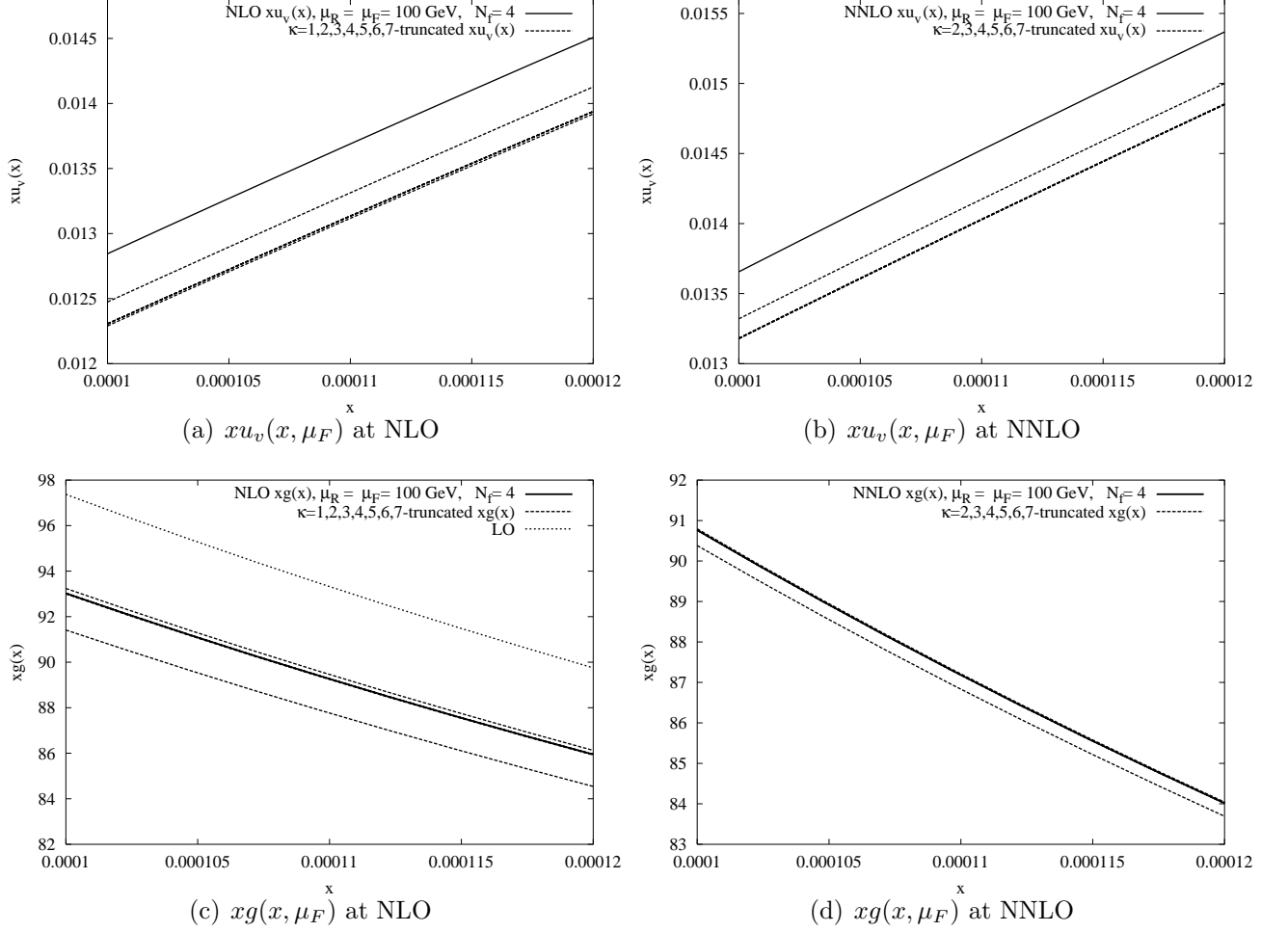


Figure 2: Asymptotic and truncated pdf's for the valence up-quark and for the gluons at NLO and NNLO with $\mu_R = \mu_F = 100$ GeV. We have selected the Les Houches input and a fixed number of flavors, $N_f = 4$. The small range for x has been chosen to resolve among the various predictions.

parameterization and are used regardless of the order of the evolution equations. They are given by

$$\begin{aligned}
xu_v(x) &= 5.107200x^{0.8}(1-x)^3 \\
xd_v(x) &= 3.064320x^{0.8}(1-x)^4 \\
xg(x) &= 1.700000x^{-0.1}(1-x)^5 \\
x\bar{d}(x) &= 0.1939875x^{-0.1}(1-x)^6 \\
x\bar{u}(x) &= (1-x)x\bar{d}(x) \\
xs(x) &= x\bar{s}(x) = 0.2x(\bar{u} + \bar{d})(x),
\end{aligned} \tag{84}$$

and the running coupling has the value $\alpha_s(\mu_{R,0}^2 = 2 \text{ GeV}^2) = 0.35$. Our implementation in CANDIA of the heavy thresholds, in this case, follows exactly the one described in [19]. To show the very good agreement between our method of solution and PEGASUS we detail the results for all the sectors. We have included both the numerical values for the pdf's and the LO, NLO and NNLO predictions for the cross sections obtained by the two different implementations of the evolution. Tables 1- 6 show the gluon and u-quark distributions using the two evolutions at the various orders. In both cases we keep the “asymptotic” mode (IMODEV=1 for PEGASUS) and the asymptotic solutions in CANDIA, with the nonsinglet treated using the exact iterated ansatz. It can be noticed that the differences are very small for all the densities up to NNLO. They can be read directly from the Tables (1,3,5) since $x\delta f(x)$ are the relative differences normalized to the PEGASUS determination, i.e. $x\delta f(x) \equiv (xf(x)_{\text{PEGASUS}} - xf(x)_{\text{CANDIA}})/xf(x)_{\text{PEGASUS}}$. The percentage differences for the gluon densities are 0.2 % or smaller at NLO, 0.4% and smaller at NNLO. In the kinematical region relevant for the LHC they stay around 0.1% at NNLO. The valence u-quark distributions, at NNLO, reach at most 1% at $x = 10^{-4}$, while they are about 0.1 – 0.2% at $x = 10^{-2}$. Coming to the cross sections, the differences between the two determinations are pretty small. They essentially coincide at LO, they are about 0.6% at NLO, while they are about 0.3% and below at NNLO (see Tables 2,4 and 6).

5.2 Truncations and asymptotic solutions

The reader can find in a sequence of 8 tables (see Tabs. 21,22,23,24,25,26,27,28) added at the end of this work detailed numerical results for the various truncated solutions and for the corresponding asymptotic solution in the Les Houches model and in a realistic model, MRST [10].

We show in Figs. (2) four plots of the valence up-quark and of the gluon distributions for various κ values. The small range of variability in x has been chosen so to render the

differences in the plots visible, since they are quite small. The various κ solutions converge toward the asymptotic solution as the index of truncation increases. We show the exact (for the valence up-quark distribution) or the asymptotic solution (for the gluon density) and the various truncated solutions for several κ values. In the case of the Les Houches model, table 21 and 22 are particularly significant, since these show for the nonsinglet the existence of a difference between the exact solutions, that performs a resummation of the $\log(\alpha_s)$, and the sequence of truncated solutions, which reach saturation at $\kappa = 6$. The differences for the valence up-quark distribution ($xu_v(x)$) at NLO vary from 1% at ($x = 10^{-3}$) to 0.7% ($x = 10^{-4}$), growing larger at $x = 10^{-5}$, where they reach 7%. This last value is presented only for comparison, although it is not relevant at the LHC. Moving to NNLO, the differences are about 4% at $x = 10^{-5}$, 3% at $x = 10^{-4}$, decreasing to 0.4% at $x = 10^{-2}$. They become significant at large x values, being around 9% at $x = 0.9$. These determinations, of course, need to be tested in the related cross sections in order to appreciate their real impact. As we have already shown in Fig. 1 the various determinations stay below 1% for $Q = M_Z$. Even if these differences are not big, they will become more significant as the determination of the pdf's is going to improve in the near future, using the large amount of data coming from the LHC. This will allow to reduce the errors on the pdf's and, therefore, on the cross sections. As we are going to show next, these errors remain, at the moment, larger than the theoretical indetermination coming from the choice of the solution, at least in the region that we have explored. In the gluon sector (see Tab.23, 24) the situation seems to improve, and the differences stay below 1 % in all the x-range, but this can be misleading: asymptotic and truncated solutions in the singlet sector are in fact both determined by the same logarithmic ansatz.

A similar analysis has been performed for the MRST model. In this case we perform the evolution using CANDIA, the MRST input and a treatment of the heavy flavors exactly as in MRST, with the thresholds for the heavy quarks chosen as in [10]. Also in this case truncated solutions and asymptotic solutions show a small difference, both for the valence distributions and for the singlet ones. We show in tables 25,26,27 and 28 results for the various κ -truncated (accurate) solutions.

For instance, in the case of the gluon density, if we choose $\kappa = 3$ (3rd truncated solution), at $x = 10^{-3}$ the difference in the gluon density respect to the asymptotic solution is about 0.01% at NNLO, which appears to be small, but can easily grow to 0.5% or so if would let a *brute force* solution replace the asymptotic determination. In fact the valence u-quark distribution, whose asymptotic value is supposed to be pretty close to the exact value, shows more substantial differences. For instance, at NLO, for $x = 10^{-3}$ the same truncated ansatz ($\kappa = 3$) differs from the exact one by 2.6%. At NNLO in the more relevant region of x (0.01-0.1) is about 2% and below. The differences grow bigger

CANDIA vs PEGASUS PDFs at LO, Les Houches input, VFN scheme, $Q = \mu_F = \mu_R = 100$ GeV						
x	$xg(x)_{\text{CANDIA}}^{\text{asympt}}$	$xg(x)^{\text{PEGASUS}}$	$\delta xg(x)$	$xu_v(x)_{\text{CANDIA}}^{\text{asympt}}$	$xu_v(x)^{\text{PEGASUS}}$	$\delta xu_v(x)$
1e-05	$2.5282 \cdot 10^{+2}$	$2.5282 \cdot 10^{+2}$	$5.0194 \cdot 10^{-6}$	$1.9006 \cdot 10^{-3}$	$1.9006 \cdot 10^{-3}$	$2.2551 \cdot 10^{-5}$
0.0001	$9.6048 \cdot 10^{+1}$	$9.6048 \cdot 10^{+1}$	$9.8076 \cdot 10^{-7}$	$1.0186 \cdot 10^{-2}$	$1.0186 \cdot 10^{-2}$	$1.6788 \cdot 10^{-5}$
0.001	$3.1333 \cdot 10^{+1}$	$3.1333 \cdot 10^{+1}$	$5.5756 \cdot 10^{-6}$	$5.0893 \cdot 10^{-2}$	$5.0893 \cdot 10^{-2}$	$6.7161 \cdot 10^{-6}$
0.01	$7.7728 \cdot 10^{+0}$	$7.7728 \cdot 10^{+0}$	$3.4093 \cdot 10^{-7}$	$2.2080 \cdot 10^{-1}$	$2.2080 \cdot 10^{-1}$	$7.6268 \cdot 10^{-6}$
0.1	$8.4358 \cdot 10^{-1}$	$8.4358 \cdot 10^{-1}$	$4.8152 \cdot 10^{-6}$	$5.7166 \cdot 10^{-1}$	$5.7166 \cdot 10^{-1}$	$5.8339 \cdot 10^{-6}$
0.2	$2.3925 \cdot 10^{-1}$	$2.3925 \cdot 10^{-1}$	$1.0157 \cdot 10^{-6}$	$5.1570 \cdot 10^{-1}$	$5.1570 \cdot 10^{-1}$	$2.5305 \cdot 10^{-6}$
0.3	$7.8026 \cdot 10^{-2}$	$7.8026 \cdot 10^{-2}$	$4.1486 \cdot 10^{-6}$	$3.7597 \cdot 10^{-1}$	$3.7597 \cdot 10^{-1}$	$6.3782 \cdot 10^{-6}$
0.4	$2.5211 \cdot 10^{-2}$	$2.5211 \cdot 10^{-2}$	$1.7143 \cdot 10^{-5}$	$2.3918 \cdot 10^{-1}$	$2.3918 \cdot 10^{-1}$	$6.3425 \cdot 10^{-6}$
0.5	$7.4719 \cdot 10^{-3}$	$7.4719 \cdot 10^{-3}$	$6.1470 \cdot 10^{-6}$	$1.3284 \cdot 10^{-1}$	$1.3284 \cdot 10^{-1}$	$2.7469 \cdot 10^{-5}$
0.6	$1.8760 \cdot 10^{-3}$	$1.8760 \cdot 10^{-3}$	$1.1295 \cdot 10^{-5}$	$6.2211 \cdot 10^{-2}$	$6.2211 \cdot 10^{-2}$	$6.2272 \cdot 10^{-6}$
0.7	$3.5241 \cdot 10^{-4}$	$3.5241 \cdot 10^{-4}$	$1.0386 \cdot 10^{-6}$	$2.2643 \cdot 10^{-2}$	$2.2643 \cdot 10^{-2}$	$1.1717 \cdot 10^{-5}$
0.8	$3.8055 \cdot 10^{-5}$	$3.8054 \cdot 10^{-5}$	$1.9078 \cdot 10^{-5}$	$5.2773 \cdot 10^{-3}$	$5.2773 \cdot 10^{-3}$	$4.5213 \cdot 10^{-6}$
0.9	$1.0310 \cdot 10^{-6}$	$1.0306 \cdot 10^{-6}$	$3.9758 \cdot 10^{-4}$	$4.2048 \cdot 10^{-4}$	$4.2047 \cdot 10^{-4}$	$3.0730 \cdot 10^{-5}$

Table 1: Comparison between the pdf's obtained using CANDIA versus those obtained using PEGASUS and the normalized differences, ex.: $\delta xg(x) = |xg(x)^{\text{CANDIA}} - xg(x)^{\text{PEGASUS}}|/xg(x)^{\text{PEGASUS}}$ at LO.

at larger x-values, for instance they are 9% for $x = 0.5$ at NNLO.

Coming to the cross sections obtained by the various truncated solutions, these are shown in two tables (see Tabs. 29, 30), which summarize these studies at NLO and NNLO respectively. Using again the $\kappa = 3$ solution, for $Q = M_Z$ the NLO determination differs by 0.2% compared to the asymptotic one. They tend to grow at larger Q-values, 0.4% at $Q = 200$ GeV (NNLO).

There are some conclusions that we can draw from this analysis. We clearly have *several* ways to choose the solution and by doing so we make errors which are around 1%. They tend to grow as Q increases, at larger invariant mass of the lepton pair, where we get more sensitive to larger x-values. This theoretical errors may grow slightly bigger at very large Q-values, say for Q around 1 TeV or so, where we need specific studies of that kinematical region, since we could expect that extra neutral interactions be found. It is important, however, to remind that the DY cross section is anyhow quite sensitive to the behavior of the hard scatterings around $x = 1$, as pointed out in [12]. This implies that various determinations may differ already at percent level because of the different treatment of the edge-point region in the Bjorken variable even for moderate Q values.

$d\sigma_{LO}/dQ$ [pb/GeV]. CANDIA vs PEGASUS with Les Houches input.			
Q [GeV]	$\sigma_{LO}^{\text{CANDIA}}$	$\sigma_{LO}^{\text{PEGASUS}}$	$\delta\sigma_{LO}$
50.0000	$4.8995 \cdot 10^{+0}$	$4.8995 \cdot 10^{+0}$	$6.1231 \cdot 10^{-7}$
60.0469	$3.0209 \cdot 10^{+0}$	$3.0209 \cdot 10^{+0}$	$1.3241 \cdot 10^{-6}$
70.0938	$2.7805 \cdot 10^{+0}$	$2.7805 \cdot 10^{+0}$	$4.3157 \cdot 10^{-6}$
80.1407	$5.7936 \cdot 10^{+0}$	$5.7936 \cdot 10^{+0}$	$1.7260 \cdot 10^{-6}$
90.1876	$2.2499 \cdot 10^{+2}$	$2.2499 \cdot 10^{+2}$	$2.0712 \cdot 10^{-6}$
91.1876	$3.6905 \cdot 10^{+2}$	$3.6905 \cdot 10^{+2}$	$3.4413 \cdot 10^{-6}$
92.1876	$2.2475 \cdot 10^{+2}$	$2.2475 \cdot 10^{+2}$	$1.6907 \cdot 10^{-6}$
120.0701	$7.2456 \cdot 10^{-1}$	$7.2456 \cdot 10^{-1}$	0
146.0938	$2.0557 \cdot 10^{-1}$	$2.0557 \cdot 10^{-1}$	$9.7291 \cdot 10^{-6}$
172.1175	$8.9583 \cdot 10^{-2}$	$8.9584 \cdot 10^{-2}$	$1.1163 \cdot 10^{-5}$
200.0000	$4.4674 \cdot 10^{-2}$	$4.4674 \cdot 10^{-2}$	0

Table 2: Comparison between the cross sections obtained using CANDIA and PEGASUS at LO.

CANDIA vs PEGASUS PDFs at NLO, Les Houches input, VFN scheme, $Q = \mu_F = \mu_R = 100$ GeV						
x	$xg(x)^{\text{CANDIA}}_{\text{asympt}}$	$xg(x)^{\text{PEGASUS}}$	$\delta xg(x)$	$xu_v(x)^{\text{CANDIA}}_{\text{asympt}}$	$xu_v(x)^{\text{PEGASUS}}$	$\delta xu_v(x)$
1e-05	$2.2804 \cdot 10^{+2}$	$2.2753 \cdot 10^{+2}$	$2.2623 \cdot 10^{-3}$	$2.7428 \cdot 10^{-3}$	$2.7419 \cdot 10^{-3}$	$3.2619 \cdot 10^{-4}$
0.0001	$8.9671 \cdot 10^{+1}$	$8.9513 \cdot 10^{+1}$	$1.7658 \cdot 10^{-3}$	$1.3042 \cdot 10^{-2}$	$1.3039 \cdot 10^{-2}$	$2.5581 \cdot 10^{-4}$
0.001	$3.0284 \cdot 10^{+1}$	$3.0245 \cdot 10^{+1}$	$1.2762 \cdot 10^{-3}$	$5.8519 \cdot 10^{-2}$	$5.8507 \cdot 10^{-2}$	$2.1253 \cdot 10^{-4}$
0.01	$7.7547 \cdot 10^{+0}$	$7.7491 \cdot 10^{+0}$	$7.1653 \cdot 10^{-4}$	$2.3132 \cdot 10^{-1}$	$2.3128 \cdot 10^{-1}$	$1.5701 \cdot 10^{-4}$
0.1	$8.5590 \cdot 10^{-1}$	$8.5586 \cdot 10^{-1}$	$4.3846 \cdot 10^{-5}$	$5.5328 \cdot 10^{-1}$	$5.5324 \cdot 10^{-1}$	$8.1196 \cdot 10^{-5}$
0.2	$2.4330 \cdot 10^{-1}$	$2.4335 \cdot 10^{-1}$	$2.1829 \cdot 10^{-4}$	$4.8848 \cdot 10^{-1}$	$4.8845 \cdot 10^{-1}$	$5.5160 \cdot 10^{-5}$
0.3	$7.9588 \cdot 10^{-2}$	$7.9625 \cdot 10^{-2}$	$4.5913 \cdot 10^{-4}$	$3.5131 \cdot 10^{-1}$	$3.5129 \cdot 10^{-1}$	$4.3636 \cdot 10^{-5}$
0.4	$2.5845 \cdot 10^{-2}$	$2.5862 \cdot 10^{-2}$	$6.4662 \cdot 10^{-4}$	$2.2093 \cdot 10^{-1}$	$2.2092 \cdot 10^{-1}$	$5.2929 \cdot 10^{-5}$
0.5	$7.7200 \cdot 10^{-3}$	$7.7265 \cdot 10^{-3}$	$8.4504 \cdot 10^{-4}$	$1.2130 \cdot 10^{-1}$	$1.2130 \cdot 10^{-1}$	$4.1179 \cdot 10^{-5}$
0.6	$1.9616 \cdot 10^{-3}$	$1.9637 \cdot 10^{-3}$	$1.0442 \cdot 10^{-3}$	$5.6094 \cdot 10^{-2}$	$5.6093 \cdot 10^{-2}$	$1.8017 \cdot 10^{-5}$
0.7	$3.7529 \cdot 10^{-4}$	$3.7574 \cdot 10^{-4}$	$1.1940 \cdot 10^{-3}$	$2.0103 \cdot 10^{-2}$	$2.0102 \cdot 10^{-2}$	$3.3196 \cdot 10^{-5}$
0.8	$4.1724 \cdot 10^{-5}$	$4.1780 \cdot 10^{-5}$	$1.3352 \cdot 10^{-3}$	$4.5862 \cdot 10^{-3}$	$4.5861 \cdot 10^{-3}$	$2.0342 \cdot 10^{-5}$
0.9	$1.1941 \cdot 10^{-6}$	$1.1955 \cdot 10^{-6}$	$1.1525 \cdot 10^{-3}$	$3.5234 \cdot 10^{-4}$	$3.5233 \cdot 10^{-4}$	$1.9592 \cdot 10^{-5}$

Table 3: Pdf's obtained in the two evolutions at NLO

$d\sigma_{NLO}/dQ$ [pb/GeV]. CANDIA vs PEGASUS with Les Houches input.			
Q [GeV]	$\sigma_{NLO}^{\text{CANDIA}}$	$\sigma_{NLO}^{\text{PEGASUS}}$	$\delta\sigma_{NLO}$
50.0000	$7.6946 \cdot 10^{+0}$	$7.6419 \cdot 10^{+0}$	$6.8857 \cdot 10^{-3}$
60.0469	$4.6319 \cdot 10^{+0}$	$4.6010 \cdot 10^{+0}$	$6.7059 \cdot 10^{-3}$
70.0938	$4.1787 \cdot 10^{+0}$	$4.1515 \cdot 10^{+0}$	$6.5564 \cdot 10^{-3}$
80.1407	$8.5604 \cdot 10^{+0}$	$8.5055 \cdot 10^{+0}$	$6.4543 \cdot 10^{-3}$
90.1876	$3.2787 \cdot 10^{+2}$	$3.2581 \cdot 10^{+2}$	$6.3294 \cdot 10^{-3}$
91.1876	$5.3713 \cdot 10^{+2}$	$5.3376 \cdot 10^{+2}$	$6.3133 \cdot 10^{-3}$
92.1876	$3.2672 \cdot 10^{+2}$	$3.2468 \cdot 10^{+2}$	$6.2844 \cdot 10^{-3}$
120.0701	$1.0243 \cdot 10^{+0}$	$1.0183 \cdot 10^{+0}$	$5.8833 \cdot 10^{-3}$
146.0938	$2.8483 \cdot 10^{-1}$	$2.8325 \cdot 10^{-1}$	$5.5852 \cdot 10^{-3}$
172.1175	$1.2208 \cdot 10^{-1}$	$1.2144 \cdot 10^{-1}$	$5.2947 \cdot 10^{-3}$
200.0000	$5.9997 \cdot 10^{-2}$	$5.9694 \cdot 10^{-2}$	$5.0759 \cdot 10^{-3}$

Table 4: NLO cross sections obtained using CANDIA and PEGASUS using the Les Houches model.

CANDIA vs PEGASUS PDFs at NNLO, Les Houches input, VFN scheme, $Q = \mu_F = \mu_R = 100$ GeV						
x	$xg(x)_{\text{asympt}}^{\text{CANDIA}}$	$xg(x)^{\text{PEGASUS}}$	$\delta xg(x)$	$xu_v(x)_{\text{asympt}}^{\text{CANDIA}}$	$xu_v(x)^{\text{PEGASUS}}$	$\delta xu_v(x)$
$1e-05$	$2.1922 \cdot 10^{+2}$	$2.2012 \cdot 10^{+2}$	$4.1108 \cdot 10^{-3}$	$3.0823 \cdot 10^{-3}$	$3.1907 \cdot 10^{-3}$	$3.3962 \cdot 10^{-2}$
0.0001	$8.8486 \cdot 10^{+1}$	$8.8804 \cdot 10^{+1}$	$3.5856 \cdot 10^{-3}$	$1.3871 \cdot 10^{-2}$	$1.4023 \cdot 10^{-2}$	$1.0811 \cdot 10^{-2}$
0.001	$3.0319 \cdot 10^{+1}$	$3.0404 \cdot 10^{+1}$	$2.8106 \cdot 10^{-3}$	$6.0060 \cdot 10^{-2}$	$6.0019 \cdot 10^{-2}$	$6.9117 \cdot 10^{-4}$
0.01	$7.7785 \cdot 10^{+0}$	$7.7912 \cdot 10^{+0}$	$1.6326 \cdot 10^{-3}$	$2.3287 \cdot 10^{-1}$	$2.3244 \cdot 10^{-1}$	$1.8584 \cdot 10^{-3}$
0.1	$8.5284 \cdot 10^{-1}$	$8.5266 \cdot 10^{-1}$	$2.1595 \cdot 10^{-4}$	$5.4977 \cdot 10^{-1}$	$5.4993 \cdot 10^{-1}$	$2.9526 \cdot 10^{-4}$
0.2	$2.4183 \cdot 10^{-1}$	$2.4161 \cdot 10^{-1}$	$9.1195 \cdot 10^{-4}$	$4.8313 \cdot 10^{-1}$	$4.8323 \cdot 10^{-1}$	$2.0148 \cdot 10^{-4}$
0.3	$7.9005 \cdot 10^{-2}$	$7.8898 \cdot 10^{-2}$	$1.3515 \cdot 10^{-3}$	$3.4629 \cdot 10^{-1}$	$3.4622 \cdot 10^{-1}$	$1.9857 \cdot 10^{-4}$
0.4	$2.5636 \cdot 10^{-2}$	$2.5594 \cdot 10^{-2}$	$1.6452 \cdot 10^{-3}$	$2.1711 \cdot 10^{-1}$	$2.1696 \cdot 10^{-1}$	$6.7488 \cdot 10^{-4}$
0.5	$7.6538 \cdot 10^{-3}$	$7.6398 \cdot 10^{-3}$	$1.8314 \cdot 10^{-3}$	$1.1883 \cdot 10^{-1}$	$1.1868 \cdot 10^{-1}$	$1.2434 \cdot 10^{-3}$
0.6	$1.9439 \cdot 10^{-3}$	$1.9401 \cdot 10^{-3}$	$1.9844 \cdot 10^{-3}$	$5.4753 \cdot 10^{-2}$	$5.4652 \cdot 10^{-2}$	$1.8520 \cdot 10^{-3}$
0.7	$3.7162 \cdot 10^{-4}$	$3.7080 \cdot 10^{-4}$	$2.2059 \cdot 10^{-3}$	$1.9537 \cdot 10^{-2}$	$1.9486 \cdot 10^{-2}$	$2.6105 \cdot 10^{-3}$
0.8	$4.1248 \cdot 10^{-5}$	$4.1141 \cdot 10^{-5}$	$2.5990 \cdot 10^{-3}$	$4.4306 \cdot 10^{-3}$	$4.4148 \cdot 10^{-3}$	$3.5750 \cdot 10^{-3}$
0.9	$1.1766 \cdot 10^{-6}$	$1.1722 \cdot 10^{-6}$	$3.7723 \cdot 10^{-3}$	$3.3696 \cdot 10^{-4}$	$3.3522 \cdot 10^{-4}$	$5.1816 \cdot 10^{-3}$

Table 5: NNLO pdf's determined with CANDIA and PEGASUS using the Les Houches model.

$d\sigma_{NNLO}/dQ$ [pb/GeV]. CANDIA vs PEGASUS with Les Houches input.			
Q [GeV]	$\sigma_{NNLO}^{\text{CANDIA}}$	$\sigma_{NNLO}^{\text{PEGASUS}}$	$\delta\sigma_{NNLO}$
50.0000	$8.0734 \cdot 10^{+0}$	$8.1044 \cdot 10^{+0}$	$3.8288 \cdot 10^{-3}$
60.0469	$4.8771 \cdot 10^{+0}$	$4.8948 \cdot 10^{+0}$	$3.6106 \cdot 10^{-3}$
70.0938	$4.4033 \cdot 10^{+0}$	$4.4184 \cdot 10^{+0}$	$3.4110 \cdot 10^{-3}$
80.1407	$8.9241 \cdot 10^{+0}$	$8.9527 \cdot 10^{+0}$	$3.1936 \cdot 10^{-3}$
90.1876	$3.3570 \cdot 10^{+2}$	$3.3669 \cdot 10^{+2}$	$2.9388 \cdot 10^{-3}$
91.1876	$5.4905 \cdot 10^{+2}$	$5.5067 \cdot 10^{+2}$	$2.9299 \cdot 10^{-3}$
92.1876	$3.3344 \cdot 10^{+2}$	$3.3441 \cdot 10^{+2}$	$2.8919 \cdot 10^{-3}$
120.0701	$1.0249 \cdot 10^{+0}$	$1.0274 \cdot 10^{+0}$	$2.4285 \cdot 10^{-3}$
146.0938	$2.8527 \cdot 10^{-1}$	$2.8590 \cdot 10^{-1}$	$2.1826 \cdot 10^{-3}$
172.1175	$1.2295 \cdot 10^{-1}$	$1.2319 \cdot 10^{-1}$	$1.9887 \cdot 10^{-3}$
200.0000	$6.0923 \cdot 10^{-2}$	$6.1029 \cdot 10^{-2}$	$1.7369 \cdot 10^{-3}$

Table 6: NNLO cross sections in the two evolution methods.

6 Other comparisons with the MRST evolution

Now we perform a comparison between the various cross sections obtained using the pdf's evolved by MRST and the same distributions, taken at their starting value, but evolved by us using CANDIA. These studies are performed using in CANDIA the asymptotic solutions in the singlet and non singlet sectors. We use the MRST input in a grid form with an initial scale $\mu_0^2 = 1.25 \text{ GeV}^2$, $\sqrt{S} = 14 \text{ TeV}$ and with $\mu_F^2 = \mu_R^2 = Q^2$. The choices for the thresholds of the heavy flavors have been chosen in CANDIA to coincide with those reported by MRST. For this reason we have used for comparison the asymptotic solution and the VFN scheme. The relative variations are computed respect to the MRST value and are indicated in the columns labeled as $\delta\sigma$. Also in this case we show in 3 tables (7-9) the results for the LO, NLO and NNLO cross sections. The differences between our prediction and the MRST result for the total cross sections are around 1 per cent or below at LO, vary from 0.02% to 0.3% at NLO and are 2.6% and below at NNLO. In this case the maximum difference has been found for $Q = 50 \text{ GeV}$. These differences, clearly, affect the values of the K -factors, as we are going to discuss below, which in our evolution are larger compared to those of MRST.

We perform some more tests using VRAP [13] and compare the results against those of CANDIA_{DY} for the calculations of the hard scattering piece. In the results given below $\hat{\sigma}_{\text{VRAP}}$ refers to the hard scatterings for the invariant mass distributions computed using VRAP, while $\Phi_{\text{MRST}}^{\text{CANDIA}}$ refers to the luminosities using one of the MRST inputs

evolved using CANDIA. Similarly, $\Phi_{MRST_{evol}}$ denotes the luminosities predicted by MRST with their evolution. In this case the original scale is not indicated, but the grid scale $\mu_0 = 1.25 \text{ GeV}^2$ is the first available point, at which the evolution with CANDIA is also interfaced.

The NLO total cross sections in [pb/GeV] at the peak $Q = M_Z$ and at $\sqrt{S} = 14 \text{ TeV}$ using the MRST inputs with $\mu_0^2 = 1 \text{ GeV}^2$ and $\mu_0^2 = 1.25 \text{ GeV}^2$, in the various cases, are given by

$$\begin{aligned}
\hat{\sigma}_{Vrap}^{NLO} \otimes \Phi_{MRST_{evol}} &= 501.96, \\
\hat{\sigma}_{Vrap}^{NLO} \otimes \Phi_{MRST_{CANDIA}} &= 505.87 \quad \text{from } \mu_0^2 = 1 \text{ GeV}^2, \\
\hat{\sigma}_{Vrap}^{NLO} \otimes \Phi_{MRST_{CANDIA}} &= 502.65 \quad \text{from } \mu_0^2 = 1.25 \text{ GeV}^2, \\
\hat{\sigma}_{CANDIADY}^{NLO} \otimes \Phi_{MRST_{evol}} &= 501.72, \\
\hat{\sigma}_{CANDIADY}^{NLO} \otimes \Phi_{MRST_{CANDIA}} &= 505.82 \quad \text{from } \mu_0^2 = 1 \text{ GeV}^2, \\
\hat{\sigma}_{CANDIADY}^{NLO} \otimes \Phi_{MRST_{CANDIA}} &= 502.42 \quad \text{from } \mu_0^2 = 1.25 \text{ GeV}^2
\end{aligned} \tag{85}$$

with differences that stay well below 1%, while at NNLO we obtain

$$\begin{aligned}
\hat{\sigma}_{Vrap}^{NNLO} \otimes \Phi_{MRST_{evol}} &= 490.51, \\
\hat{\sigma}_{Vrap}^{NNLO} \otimes \Phi_{MRST_{CANDIA}} &= 479.60 \quad \text{from } \mu_0^2 = 1 \text{ GeV}^2, \\
\hat{\sigma}_{Vrap}^{NNLO} \otimes \Phi_{MRST_{CANDIA}} &= 482.63 \quad \text{from } \mu_0^2 = 1.25 \text{ GeV}^2, \\
\hat{\sigma}_{CANDIADY}^{NNLO} \otimes \Phi_{MRST_{evol}} &= 488.22, \\
\hat{\sigma}_{CANDIADY}^{NNLO} \otimes \Phi_{MRST_{CANDIA}} &= 477.81 \quad \text{from } \mu_0^2 = 1 \text{ GeV}^2, \\
\hat{\sigma}_{CANDIADY}^{NNLO} \otimes \Phi_{MRST_{CANDIA}} &= 480.27 \quad \text{from } \mu_0^2 = 1.25 \text{ GeV}^2
\end{aligned} \tag{86}$$

cross sections that differ approximately by 2%. The reduction of the cross section in CANDIA is more remarked compared to MRST and is due to the evolution.

6.1 The renormalization/factorization scale dependence of the cross section

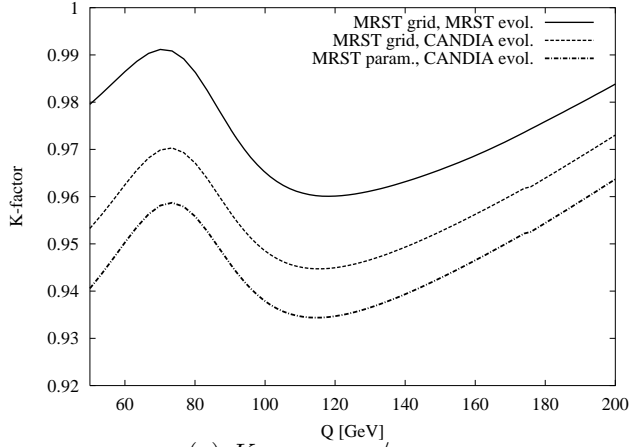
An interesting aspect of the prediction of the QCD observables is their factorization and renormalization scale dependence. We will denote by μ_F and μ_R the two scales. The dependence is important and appears both in the hard scatterings and in the evolved pdf's, using the modified NNLO kernels defined above. The optimal choices for these

$d\sigma_{LO}/dQ$ [pb/GeV]. CANDIA vs MRST evol. with MRST input, $\mu_0^2 = 1.25 \text{ GeV}^2$			
Q [GeV]	$\sigma_{LO}^{\text{CANDIA}}$	$\sigma_{LO}^{\text{MRST}}$	$\delta\sigma_{LO}$
50.0000	$5.6629 \cdot 10^{+0}$	$5.7110 \cdot 10^{+0}$	$8.4230 \cdot 10^{-3}$
60.0469	$3.4301 \cdot 10^{+0}$	$3.4692 \cdot 10^{+0}$	$1.1274 \cdot 10^{-2}$
70.0938	$3.1248 \cdot 10^{+0}$	$3.1646 \cdot 10^{+0}$	$1.2583 \cdot 10^{-2}$
80.1407	$6.4675 \cdot 10^{+0}$	$6.5540 \cdot 10^{+0}$	$1.3191 \cdot 10^{-2}$
90.1876	$2.4859 \cdot 10^{+2}$	$2.5189 \cdot 10^{+2}$	$1.3086 \cdot 10^{-2}$
91.1876	$4.0723 \cdot 10^{+2}$	$4.1261 \cdot 10^{+2}$	$1.3059 \cdot 10^{-2}$
92.1876	$2.4767 \cdot 10^{+2}$	$2.5094 \cdot 10^{+2}$	$1.3033 \cdot 10^{-2}$
120.0701	$7.6837 \cdot 10^{-1}$	$7.7755 \cdot 10^{-1}$	$1.1796 \cdot 10^{-2}$
146.0938	$2.1196 \cdot 10^{-1}$	$2.1415 \cdot 10^{-1}$	$1.0240 \cdot 10^{-2}$
172.1175	$9.0345 \cdot 10^{-2}$	$9.1149 \cdot 10^{-2}$	$8.8207 \cdot 10^{-3}$
200.0000	$4.4185 \cdot 10^{-2}$	$4.4504 \cdot 10^{-2}$	$7.1679 \cdot 10^{-3}$

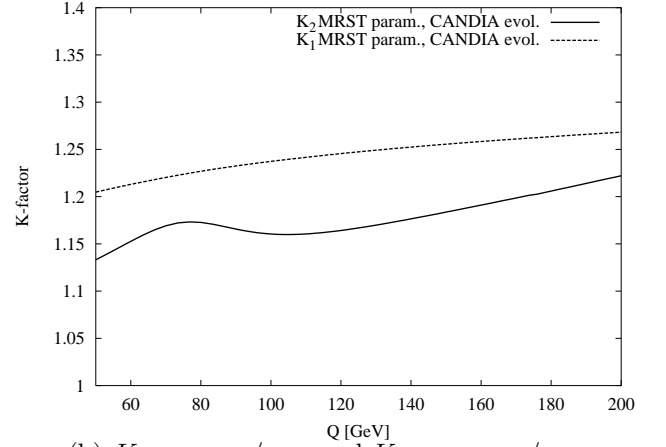
Table 7: LO cross section for Drell-Yan obtained by CANDIA using the MRST input and the evolved MRST pdf's

$d\sigma_{NLO}/dQ$ [pb/GeV]. CANDIA vs MRST evol. with MRST input, $\mu_0^2 = 1.25 \text{ GeV}^2$			
Q [GeV]	$\sigma_{NLO}^{\text{CANDIA}}$	$\sigma_{NLO}^{\text{MRST}}$	$\delta\sigma_{NLO}$
50.0000	$6.8119 \cdot 10^{+0}$	$6.8100 \cdot 10^{+0}$	$2.7680 \cdot 10^{-4}$
60.0469	$4.1552 \cdot 10^{+0}$	$4.1521 \cdot 10^{+0}$	$7.5793 \cdot 10^{-4}$
70.0938	$3.8110 \cdot 10^{+0}$	$3.8080 \cdot 10^{+0}$	$8.1120 \cdot 10^{-4}$
80.1407	$7.9371 \cdot 10^{+0}$	$7.9287 \cdot 10^{+0}$	$1.0526 \cdot 10^{-3}$
90.1876	$3.0657 \cdot 10^{+2}$	$3.0615 \cdot 10^{+2}$	$1.3656 \cdot 10^{-3}$
91.1876	$5.0242 \cdot 10^{+2}$	$5.0172 \cdot 10^{+2}$	$1.3903 \cdot 10^{-3}$
92.1876	$3.0569 \cdot 10^{+2}$	$3.0526 \cdot 10^{+2}$	$1.4133 \cdot 10^{-3}$
120.0701	$9.5677 \cdot 10^{-1}$	$9.5496 \cdot 10^{-1}$	$1.8964 \cdot 10^{-3}$
146.0938	$2.6562 \cdot 10^{-1}$	$2.6504 \cdot 10^{-1}$	$2.1997 \cdot 10^{-3}$
172.1175	$1.1382 \cdot 10^{-1}$	$1.1356 \cdot 10^{-1}$	$2.2278 \cdot 10^{-3}$
200.0000	$5.5940 \cdot 10^{-2}$	$5.5778 \cdot 10^{-2}$	$2.9044 \cdot 10^{-3}$

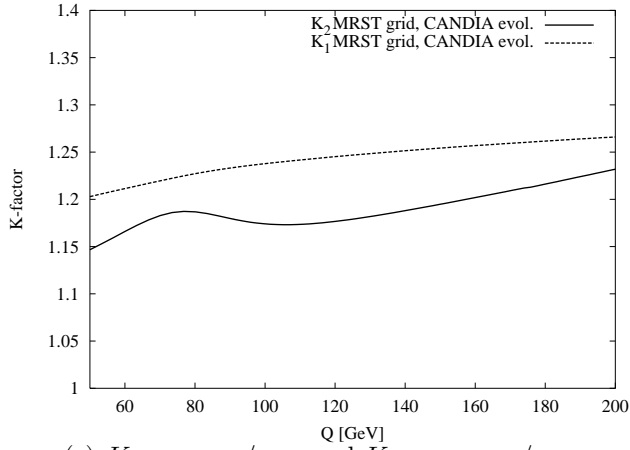
Table 8: NLO cross section for Drell-Yan obtained by CANDIA using the MRST input and the evolved MRST pdf's



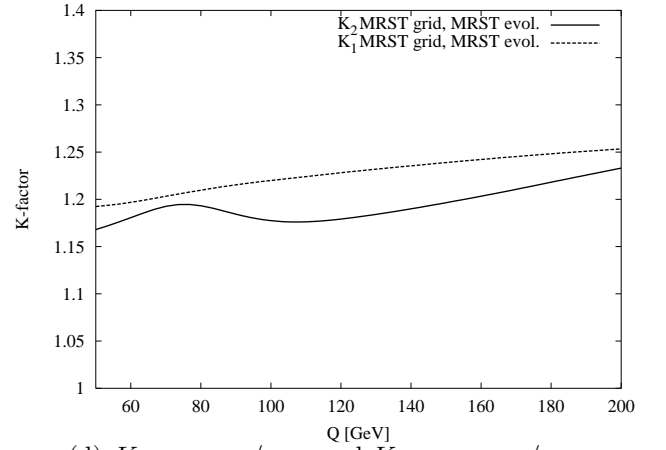
(a) $K = \sigma_{NNLO}/\sigma_{NLO}$



(b) $K_1 = \sigma_{NLO}/\sigma_{LO}$ and $K_2 = \sigma_{NNLO}/\sigma_{LO}$



(c) $K_1 = \sigma_{NLO}/\sigma_{LO}$ and $K_2 = \sigma_{NNLO}/\sigma_{LO}$



(d) $K_1 = \sigma_{NLO}/\sigma_{LO}$ and $K_2 = \sigma_{NNLO}/\sigma_{LO}$

Figure 3: Various K -factors obtained with the evolution performed by CANDIA and MRST.

$d\sigma_{NNLO}/dQ$ [pb/GeV]. CANDIA vs MRST evolution with MRST input, $\mu_0^2 = 1.25 \text{ GeV}^2$			
Q [GeV]	$\sigma_{NNLO}^{\text{CANDIA}}$	$\sigma_{NNLO}^{\text{MRST}}$	$\delta\sigma_{NNLO}$
50.0000	$6.4935 \cdot 10^{+0}$	$6.6707 \cdot 10^{+0}$	$2.6560 \cdot 10^{-2}$
60.0469	$3.9997 \cdot 10^{+0}$	$4.0961 \cdot 10^{+0}$	$2.3534 \cdot 10^{-2}$
70.0938	$3.6962 \cdot 10^{+0}$	$3.7743 \cdot 10^{+0}$	$2.0678 \cdot 10^{-2}$
80.1407	$7.6755 \cdot 10^{+0}$	$7.8198 \cdot 10^{+0}$	$1.8455 \cdot 10^{-2}$
90.1876	$2.9325 \cdot 10^{+2}$	$2.9827 \cdot 10^{+2}$	$1.6834 \cdot 10^{-2}$
91.1876	$4.8006 \cdot 10^{+2}$	$4.8822 \cdot 10^{+2}$	$1.6702 \cdot 10^{-2}$
92.1876	$2.9179 \cdot 10^{+2}$	$2.9671 \cdot 10^{+2}$	$1.6575 \cdot 10^{-2}$
120.0701	$9.0411 \cdot 10^{-1}$	$9.1687 \cdot 10^{-1}$	$1.3918 \cdot 10^{-2}$
146.0938	$2.5267 \cdot 10^{-1}$	$2.5567 \cdot 10^{-1}$	$1.1714 \cdot 10^{-2}$
172.1175	$1.0938 \cdot 10^{-1}$	$1.1049 \cdot 10^{-1}$	$1.0028 \cdot 10^{-2}$
200.0000	$5.4431 \cdot 10^{-2}$	$5.4876 \cdot 10^{-2}$	$8.1092 \cdot 10^{-3}$

Table 9: NNLO cross section for Drell-Yan obtained by CANDIA using the MRST input and the evolved MRST pdf's

scales are identified in the region of stability of the cross section, usually a small plateau in a multi-parameter space, which can be searched numerically. In the case of the Higgs, for instance, a rather general analysis of the structure of these surfaces for specific observables (such as the total cross section for Higgs production and the corresponding K -factors) through NNLO has been given. There one can show, but the result is quite general, that the concavity of the bidimensional surfaces describing the cross sections, plotted in terms of the two independent scales, changes sign as we move from leading to next-to-leading order [26]. We show in Figs. 4 and 5 global plots of the DY cross section near the Z peak for the two models Alekhin and MRST, evolved by the same authors, and zooms of the peak region (Fig.5), in which the LO, NLO and NNLO contributions are resolved in great detail. Here we have set the factorization scale to be Q ($\mu_F = Q$). In two following plots, Fig. 6 and 7, we show instead the variation of the same cross section using an evolution provided by CANDIA at LO, NLO and NNLO of the MRST input from the grids ($\mu_0^2 = 1.25 \text{ GeV}^2$) and we have varied μ_F and μ_R . As we have already mentioned, our analysis includes all the μ_R dependence (see Tabs. 10,11,12,13,14), coming both from the pdf's and from the hard scatterings. The first is usually not reported in the standard parameterizations such as MRST and Alekhin. The variation has been performed setting, for each (fixed) value of Q , $\mu_F = Q$ and studying the variation of the renormalization scale μ_R in the ratio $k_F \equiv \mu_R^2/\mu_F^2$, which has been taken to vary between 1/2 and 2. The decreased dependence of the result on the spurious scales of the process as we move toward the NNLO predictions

from the LO ones are quite visible. This is particularly easy to see from Fig. 7. The options $\mu_R = \mu_F$ and $Q \neq \mu_F$ are shown both for Alekhin's and the MRST inputs (Figs. 8 and 9) where a zoom of the region above the Z peak and of the tail of the cross section are presented. The region covered is quite small (100-110 GeV) so to allow to discern between the various results. The bands of variations of the LO, NLO and NNLO results can be identified by a close look at these figures. One can see immediately the reduced sizes of these bands as we increase the perturbative order of accuracy. The same bands are shown right on the peak of the Z in Fig. 9. One can immediately notice that the NNLO variations take place right inside the NLO error band for the Alekhin model (Fig. 9 (a)), while they overlap at the edge in the MRST model (Fig. 9 (b)). Regarding the precise size of these variations, these can be inferred from the corresponding tables. The range explored in our analysis ($1/2 < k_F < 2$) is somehow smaller than that explored in [13], but includes the entire dependence on the renormalization scale of the pdf's. Being the evolution rather important in the determination of the NNLO total cross section, it is clear that also the μ_R dependence on the evolution is not negligible. The two cases $\mu_R < \mu_F$ and $\mu_R > \mu_F$ are characterized by substantially different excursions in range. In the first case the variations, at LO, are from 25 % at 50 GeV down to 10 % for $Q = 200$ GeV, while for $k_F = 2$ they are more moderate (from 17 % down to 8 %). At NLO the excursions are approximately from 11% down to 6% in the same range of Q , for both cases of k_F . The variations at NNLO can be found in 12, and are in the range of 1-3 %. We have also shown in tab. 13 and 14 results for the scale dependence when we remove μ_R in the pdf's, by equating μ_R to μ_F and keep them separate only in the hard scatterings. The range of variation are sensibly reduced especially at lower values of Q , with a drastic reduction especially around the peak. The reduction in the variation is by a factor of 10 less: from about 10% down to less than 1%. On the peak the NNLO variations are between 0.1 and 0.03 %. It is clear from this results that the μ_R scale dependence coming from the evolution is pretty relevant and, in a complete analysis of the stability of the NNLO corrections can't be forgotten.

6.2 The K factors

We have summarized in Fig. 3 four plots of the behavior of the 3 K -factors $K = \sigma_{NNLO}/\sigma_{NLO}$, $K_1 = \sigma_{NLO}/\sigma_{LO}$ and $K_2 = \sigma_{NNLO}/\sigma_{LO}$ obtained using CANDIA and the MRST evolution. These are shown as a function of Q , and evaluated at the center of mass energy of $\sqrt{S} = 14$ TeV. The dependence of the results on the evolution is significant. In fact, from Fig. 3 it is evident that while the shapes of the plots of the K -factors are similar, there are variations of the order 2%, in the results using the two different evolutions. Both in the evolution performed with CANDIA and in the MRST evolution we use the

$d\sigma_{LO}(Q, \mu_F, \mu_R)/dQ$ [pb/GeV]. CANDIA evolution with MRST input, $\mu_0^2 = 1.25 \text{ GeV}^2$					
Q [GeV]	$\sigma^{LO}(Q) k_F = 2$	$\sigma^{LO}(Q) k_F = 1$	$\sigma^{LO}(Q) k_F = 1/2$	$\delta\sigma_{k_F=1/2}\%$	$\delta\sigma_{k_F=2}\%$
50.0000	$6.0789 \cdot 10^{+0}$	$5.6629 \cdot 10^{+0}$	$7.0877 \cdot 10^{+0}$	$2.5159 \cdot 10^{+1}$	$1.7291 \cdot 10^{+1}$
60.0469	$2.8718 \cdot 10^{+0}$	$3.4301 \cdot 10^{+0}$	$4.2241 \cdot 10^{+0}$	$2.3148 \cdot 10^{+1}$	$1.6276 \cdot 10^{+1}$
70.0938	$2.6438 \cdot 10^{+0}$	$3.1248 \cdot 10^{+0}$	$3.7952 \cdot 10^{+0}$	$2.1454 \cdot 10^{+1}$	$1.5394 \cdot 10^{+1}$
80.1407	$5.5230 \cdot 10^{+0}$	$6.4675 \cdot 10^{+0}$	$7.7598 \cdot 10^{+0}$	$1.9981 \cdot 10^{+1}$	$1.4604 \cdot 10^{+1}$
90.1876	$2.1411 \cdot 10^{+2}$	$2.4859 \cdot 10^{+2}$	$2.9498 \cdot 10^{+2}$	$1.8662 \cdot 10^{+1}$	$1.3869 \cdot 10^{+1}$
91.1876	$3.5104 \cdot 10^{+2}$	$4.0723 \cdot 10^{+2}$	$4.8272 \cdot 10^{+2}$	$1.8538 \cdot 10^{+1}$	$1.3798 \cdot 10^{+1}$
120.0701	$6.7639 \cdot 10^{-1}$	$7.6837 \cdot 10^{-1}$	$8.8706 \cdot 10^{-1}$	$1.5446 \cdot 10^{+1}$	$1.1972 \cdot 10^{+1}$
146.0938	$1.8945 \cdot 10^{-1}$	$2.1196 \cdot 10^{-1}$	$2.4008 \cdot 10^{-1}$	$1.3267 \cdot 10^{+1}$	$1.0620 \cdot 10^{+1}$
172.1175	$8.1799 \cdot 10^{-2}$	$9.0345 \cdot 10^{-2}$	$1.0070 \cdot 10^{-1}$	$1.1463 \cdot 10^{+1}$	$9.4593 \cdot 10^{+0}$
200.0000	$4.0486 \cdot 10^{-2}$	$4.4185 \cdot 10^{-2}$	$4.8524 \cdot 10^{-2}$	$9.8201 \cdot 10^{+0}$	$8.3716 \cdot 10^{+0}$

Table 10: Study of the variation of the LO cross sections with respect to $k_F = \mu_R^2/\mu_F^2$. Here we choose $Q = \mu_F$ and the μ_R^2/μ_F^2 variation is also included in the pdf's evolved with CANDIA.

$d\sigma_{NLO}(Q, \mu_F, \mu_R)/dQ$ [pb/GeV]. CANDIA evol. with MRST input, $\mu_0^2 = 1.25 \text{ GeV}^2$					
Q [GeV]	$\sigma^{NLO}(Q) k_F = 2$	$\sigma^{NLO}(Q) k_F = 1$	$\sigma^{NLO}(Q) k_F = 1/2$	$\delta\sigma_{k_F=1/2}\%$	$\delta\sigma_{k_F=2}\%$
50.0000	$6.0789 \cdot 10^{+0}$	$6.8121 \cdot 10^{+0}$	$7.5694 \cdot 10^{+0}$	$1.1116 \cdot 10^{+1}$	$1.0763 \cdot 10^{+1}$
60.0469	$3.7343 \cdot 10^{+0}$	$4.1554 \cdot 10^{+0}$	$4.5906 \cdot 10^{+0}$	$1.0473 \cdot 10^{+1}$	$1.0134 \cdot 10^{+1}$
70.0938	$3.4443 \cdot 10^{+0}$	$3.8112 \cdot 10^{+0}$	$4.1920 \cdot 10^{+0}$	$9.9929 \cdot 10^{+0}$	$9.6262 \cdot 10^{+0}$
80.1407	$7.2077 \cdot 10^{+0}$	$7.9374 \cdot 10^{+0}$	$8.6992 \cdot 10^{+0}$	$9.5986 \cdot 10^{+0}$	$9.1922 \cdot 10^{+0}$
90.1876	$2.7965 \cdot 10^{+2}$	$3.0658 \cdot 10^{+2}$	$3.3480 \cdot 10^{+2}$	$9.2047 \cdot 10^{+0}$	$8.7856 \cdot 10^{+0}$
91.1876	$4.5849 \cdot 10^{+2}$	$5.0243 \cdot 10^{+2}$	$5.4848 \cdot 10^{+2}$	$9.1649 \cdot 10^{+0}$	$8.7461 \cdot 10^{+0}$
120.0701	$8.8285 \cdot 10^{-1}$	$9.5681 \cdot 10^{-1}$	$1.0345 \cdot 10^{+0}$	$8.1197 \cdot 10^{+0}$	$7.7303 \cdot 10^{+0}$
146.0938	$2.4702 \cdot 10^{-1}$	$2.6563 \cdot 10^{-1}$	$2.8526 \cdot 10^{-1}$	$7.3907 \cdot 10^{+0}$	$7.0048 \cdot 10^{+0}$
172.1175	$1.0654 \cdot 10^{-1}$	$1.1382 \cdot 10^{-1}$	$1.2155 \cdot 10^{-1}$	$6.7940 \cdot 10^{+0}$	$6.3978 \cdot 10^{+0}$
200.0000	$5.2673 \cdot 10^{-2}$	$5.5942 \cdot 10^{-2}$	$5.9441 \cdot 10^{-2}$	$6.2547 \cdot 10^{+0}$	$5.8436 \cdot 10^{+0}$

Table 11: Study of the variation of the NLO cross sections with respect to $k_F = \mu_R^2/\mu_F^2$. Here we choose $Q = \mu_F$ and the μ_R^2/μ_F^2 variation is also included in the pdf's evolved with CANDIA.

$d\sigma_{NNLO}(Q, \mu_F, \mu_R)/dQ$ [pb/GeV]. CANDIA evolution with MRST input, $\mu_0^2 = 1.25 \text{ GeV}^2$					
Q [GeV]	$\sigma^{NNLO}(Q) k_F = 2$	$\sigma^{NNLO}(Q) k_F = 1$	$\sigma^{NNLO}(Q) k_F = 1/2$	$\delta\sigma_{k_F=1/2}\%$	$\delta\sigma_{k_F=2}\%$
50.0000	$6.2855 \cdot 10^{+0}$	$6.4940 \cdot 10^{+0}$	$6.5465 \cdot 10^{+0}$	$8.0790 \cdot 10^{-1}$	$3.2107 \cdot 10^{+0}$
60.0469	$3.8626 \cdot 10^{+0}$	$3.9989 \cdot 10^{+0}$	$4.0503 \cdot 10^{+0}$	$1.2850 \cdot 10^{+0}$	$3.4090 \cdot 10^{+0}$
70.0938	$3.5635 \cdot 10^{+0}$	$3.6948 \cdot 10^{+0}$	$3.7557 \cdot 10^{+0}$	$1.6481 \cdot 10^{+0}$	$3.5528 \cdot 10^{+0}$
80.1407	$7.4312 \cdot 10^{+0}$	$7.6740 \cdot 10^{+0}$	$7.7729 \cdot 10^{+0}$	$1.2890 \cdot 10^{+0}$	$3.1640 \cdot 10^{+0}$
90.1876	$2.8672 \cdot 10^{+2}$	$2.9335 \cdot 10^{+2}$	$2.9409 \cdot 10^{+2}$	$2.5092 \cdot 10^{-1}$	$2.2615 \cdot 10^{+0}$
91.1876	$4.6986 \cdot 10^{+2}$	$4.8027 \cdot 10^{+2}$	$4.8094 \cdot 10^{+2}$	$1.4037 \cdot 10^{-1}$	$2.1663 \cdot 10^{+0}$
120.0701	$9.0247 \cdot 10^{-1}$	$9.0552 \cdot 10^{-1}$	$8.8841 \cdot 10^{-1}$	$-1.8901 \cdot 10^{+0}$	$3.3748 \cdot 10^{-1}$
146.0938	$2.5416 \cdot 10^{-1}$	$2.5318 \cdot 10^{-1}$	$2.4664 \cdot 10^{-1}$	$-2.5808 \cdot 10^{+0}$	$-3.8826 \cdot 10^{-1}$
172.1175	$1.1060 \cdot 10^{-1}$	$1.0963 \cdot 10^{-1}$	$1.0633 \cdot 10^{-1}$	$-3.0129 \cdot 10^{+0}$	$-8.8480 \cdot 10^{-1}$
200.0000	$5.5290 \cdot 10^{-2}$	$5.4572 \cdot 10^{-2}$	$5.2727 \cdot 10^{-2}$	$-3.3809 \cdot 10^{+0}$	$-1.3157 \cdot 10^{+0}$

Table 12: Study of the variation of the NNLO cross sections with respect to $k_F = \mu_R^2/\mu_F^2$. Here we choose $Q = \mu_F$ and the μ_R^2/μ_F^2 variation is also included in the pdf's evolved with CANDIA.

$d\sigma_{NLO}(Q, \mu_F, \mu_R)/dQ$ [pb/GeV]. CANDIA evolution with MRST input, $\mu_0^2 = 1.25 \text{ GeV}^2$ $\hat{\sigma}(k_F) \otimes \Phi(\mu_F)$					
Q [GeV]	$\sigma^{NLO}(Q) k_F = 2$	$\sigma^{NLO}(Q) k_F = 1$	$\sigma^{NLO}(Q) k_F = 1/2$	$\delta\sigma_{k_F=1/2}\%$	$\delta\sigma_{k_F=2}\%$
50.0000	$6.7636 \cdot 10^{+0}$	$6.8121 \cdot 10^{+0}$	$6.8667 \cdot 10^{+0}$	$8.0201 \cdot 10^{-1}$	$7.1156 \cdot 10^{-1}$
60.0469	$4.1271 \cdot 10^{+0}$	$4.1554 \cdot 10^{+0}$	$4.1871 \cdot 10^{+0}$	$7.6402 \cdot 10^{-1}$	$6.8044 \cdot 10^{-1}$
70.0938	$3.7863 \cdot 10^{+0}$	$3.8112 \cdot 10^{+0}$	$3.8390 \cdot 10^{+0}$	$7.3124 \cdot 10^{-1}$	$6.5324 \cdot 10^{-1}$
80.1407	$7.8873 \cdot 10^{+0}$	$7.9374 \cdot 10^{+0}$	$7.9933 \cdot 10^{+0}$	$7.0434 \cdot 10^{-1}$	$6.3080 \cdot 10^{-1}$
90.1876	$3.0469 \cdot 10^{+2}$	$3.0658 \cdot 10^{+2}$	$3.0869 \cdot 10^{+2}$	$6.8790 \cdot 10^{-1}$	$6.1737 \cdot 10^{-1}$
91.1876	$4.9934 \cdot 10^{+2}$	$5.0243 \cdot 10^{+2}$	$5.0589 \cdot 10^{+2}$	$6.8677 \cdot 10^{-1}$	$6.1649 \cdot 10^{-1}$
120.0701	$9.5104 \cdot 10^{-1}$	$9.5681 \cdot 10^{-1}$	$9.6321 \cdot 10^{-1}$	$6.6868 \cdot 10^{-1}$	$6.0294 \cdot 10^{-1}$
146.0938	$2.6405 \cdot 10^{-1}$	$2.6563 \cdot 10^{-1}$	$2.6738 \cdot 10^{-1}$	$6.5806 \cdot 10^{-1}$	$5.9519 \cdot 10^{-1}$
172.1175	$1.1315 \cdot 10^{-1}$	$1.1382 \cdot 10^{-1}$	$1.1456 \cdot 10^{-1}$	$6.5014 \cdot 10^{-1}$	$5.8952 \cdot 10^{-1}$
200.0000	$5.5615 \cdot 10^{-2}$	$5.5942 \cdot 10^{-2}$	$5.6303 \cdot 10^{-2}$	$6.4531 \cdot 10^{-1}$	$5.8453 \cdot 10^{-1}$

Table 13: Study of the variation of the NLO cross sections with respect to $k_F = \mu_R^2/\mu_F^2$. Here we choose $Q = \mu_F$ and the μ_R^2/μ_F^2 variation is only included in the hard scattering piece.

$d\sigma_{NNLO}(Q, \mu_F, \mu_R)/dQ$ [pb/GeV]. CANDIA evolution with MRST input, $\mu_0^2 = 1.25 \text{ GeV}^2 \hat{\sigma}(k_F) \otimes \Phi(\mu_F)$					
Q [GeV]	$\sigma^{NNLO}(Q) k_F = 2$	$\sigma^{NNLO}(Q) k_F = 1$	$\sigma^{NNLO}(Q) k_F = 1/2$	$\delta\sigma_{k_F=1/2}\%$	$\delta\sigma_{k_F=2}\%$
50.0000	$6.4534 \cdot 10^{+0}$	$6.4940 \cdot 10^{+0}$	$6.5389 \cdot 10^{+0}$	$6.9133 \cdot 10^{-1}$	$6.2544 \cdot 10^{-1}$
60.0469	$3.9563 \cdot 10^{+0}$	$3.9989 \cdot 10^{+0}$	$4.0484 \cdot 10^{+0}$	$1.2371 \cdot 10^{+0}$	$1.0648 \cdot 10^{+0}$
70.0938	$3.6442 \cdot 10^{+0}$	$3.6948 \cdot 10^{+0}$	$3.7544 \cdot 10^{+0}$	$1.6123 \cdot 10^{+0}$	$1.3704 \cdot 10^{+0}$
80.1407	$7.5963 \cdot 10^{+0}$	$7.6740 \cdot 10^{+0}$	$7.7638 \cdot 10^{+0}$	$1.1711 \cdot 10^{+0}$	$1.0122 \cdot 10^{+0}$
90.1876	$2.9315 \cdot 10^{+2}$	$2.9335 \cdot 10^{+2}$	$2.9340 \cdot 10^{+2}$	$1.6344 \cdot 10^{-2}$	$6.7867 \cdot 10^{-2}$
91.1876	$4.8042 \cdot 10^{+2}$	$4.8027 \cdot 10^{+2}$	$4.7977 \cdot 10^{+2}$	$-1.0389 \cdot 10^{-1}$	$-3.0745 \cdot 10^{-2}$
120.0701	$9.2166 \cdot 10^{-1}$	$9.0552 \cdot 10^{-1}$	$8.8539 \cdot 10^{-1}$	$-2.2235 \cdot 10^{+0}$	$-1.7820 \cdot 10^{+0}$
146.0938	$2.5909 \cdot 10^{-1}$	$2.5318 \cdot 10^{-1}$	$2.4588 \cdot 10^{-1}$	$-2.8814 \cdot 10^{+0}$	$-2.3367 \cdot 10^{+0}$
172.1175	$1.1256 \cdot 10^{-1}$	$1.0963 \cdot 10^{-1}$	$1.0604 \cdot 10^{-1}$	$-3.2701 \cdot 10^{+0}$	$-2.6699 \cdot 10^{+0}$
200.0000	$5.6183 \cdot 10^{-2}$	$5.4572 \cdot 10^{-2}$	$5.2608 \cdot 10^{-2}$	$-3.5989 \cdot 10^{+0}$	$-2.9521 \cdot 10^{+0}$

Table 14: Study of the variation of the NNLO cross sections with respect to $k_F = \mu_R^2/\mu_F^2$. Here we choose $Q = \mu_F$ and the μ_R^2/μ_F^2 variation is only included in the hard scattering piece.

same MRST input, choosing the initial scale $\mu_0^2 = 1.25 \text{ GeV}^2$, and the same treatment of the heavy flavors. On the Z resonance we get

$$\begin{aligned}
K(M_Z) &= (\hat{\sigma}_{NNLO} \otimes \Phi_{MRST}^{NNLO})/(\hat{\sigma}_{NLO} \otimes \Phi_{MRST}^{NLO}) = 0.97 \\
K(M_Z) &= (\hat{\sigma}_{NNLO} \otimes \Phi_{CANDIA}^{NNLO})/(\hat{\sigma}_{NLO} \otimes \Phi_{CANDIA}^{NLO}) = 0.95 \\
K(M_Z) &= (\hat{\sigma}_{NNLO} \otimes \Phi_{Alekhin}^{NNLO})/(\hat{\sigma}_{NLO} \otimes \Phi_{Alekhin}^{NLO}) = 0.98
\end{aligned} \tag{87}$$

which corresponds to a reduction by 2.7% of the NNLO cross section compared to the NLO result, (MRST evolution) and larger for the CANDIA evolution, 4.4%, while for Alekhin is 1.5%. From the analysis of the errors on the pdf's to NNLO, for instance for the Alekhin's set, the differences among these determinations are still compatible, being the variations on the K -factors of the order of 4%. We will get back to this point in the next sections. Similar K -factors can be introduced to study the variations from LO to NNLO. We obtain

$$\begin{aligned}
K_2(M_Z) &= (\hat{\sigma}_{NNLO} \otimes \Phi_{MRST}^{NNLO})/(\hat{\sigma}_{LO} \otimes \Phi_{MRST}^{LO}) = 1.18 \\
K_1(M_Z) &= (\hat{\sigma}_{NLO} \otimes \Phi_{MRST}^{NLO})/(\hat{\sigma}_{LO} \otimes \Phi_{MRST}^{LO}) = 1.21 \\
K_2(M_Z) &= (\hat{\sigma}_{NNLO} \otimes \Phi_{CANDIA}^{NNLO})/(\hat{\sigma}_{LO} \otimes \Phi_{CANDIA}^{LO}) = 1.17 \\
K_1(M_Z) &= (\hat{\sigma}_{NLO} \otimes \Phi_{CANDIA}^{NLO})/(\hat{\sigma}_{LO} \otimes \Phi_{CANDIA}^{LO}) = 1.23, \\
K_1(M_Z) &= (\hat{\sigma}_{NLO} \otimes \Phi_{Alekhin}^{NLO})/(\hat{\sigma}_{LO} \otimes \Phi_{Alekhin}^{LO}) = 1.23, \\
K_2(M_Z) &= (\hat{\sigma}_{NNLO} \otimes \Phi_{Alekhin}^{NNLO})/(\hat{\sigma}_{LO} \otimes \Phi_{Alekhin}^{LO}) = 1.21.
\end{aligned}$$

corresponding to a growth around 17 – 23%.

6.3 The rapidity distributions

Another cross section of relevance is the calculation of the rapidity distributions of the lepton pair in the final state at the resonance of the Z at NNLO. Since the number of events expected from Drell-Yan cross at LHC is large, the study of these distributions will be very important for partonometry. As we have already mentioned, the analysis presented here is going to be rather short, and we hope to return to this point in a separate work. We perform a numerical calculation of the differential cross section interfacing VRAP [13], which computes the hard scatterings, with CANDIA. At this point we recall that the rapidity of the vector boson Z is defined as

$$Y = \frac{1}{2} \log \left(\frac{E + p_z}{E - p_z} \right), \quad (88)$$

where E and p_z are respectively the energy and the longitudinal momentum of Z in the center of mass frame of the colliding hadrons. Integrating over this variable one obtains the total cross section as

$$\sigma^Z = \int_{(1/2) \ln \tau}^{(1/2) \ln 1/\tau} dY \frac{d\sigma}{dY} \quad (89)$$

where

$$\begin{aligned} \frac{d\sigma^Z}{dY} = & \sum_{ab} \int_{\sqrt{\tau}e^Y}^1 \int_{\sqrt{\tau}e^{-Y}}^1 dx_1 dx_2 f_a^{h_1}(x_1, Q^2/\mu_F^2, \mu_R^2/\mu_F^2) f_b^{h_2}(x_2, Q^2/\mu_F^2, \mu_R^2/\mu_F^2) \times \\ & \frac{d\sigma_{ab}^Z}{dY}(x_1, x_2, Q^2/\mu_F^2, \mu_R^2/\mu_F^2). \end{aligned} \quad (90)$$

Notice that the evolution implemented in CANDIA allows to analyze the renormalization/factorization scale dependence also in the evolution, which is not present in the MRST parameterizations.

If we set the scales to be equal, $\mu_F = \mu_R$ and vary μ_F in the interval $1/2Q \leq \mu_F \leq 2Q$ we obtain the results in Fig. (10), which differ from those obtained in [13] by 2% due to the different implementation of the evolution. Using CANDIA and as initial condition the MRST grid input with $\mu_0^2 = 1.25 \text{ GeV}^2$ the NNLO band and the NLO one are resolved separately. From Fig. (11) it is clear that including the μ_R^2/μ_F^2 effects in the pdf's evolution, the dependence on μ_R is quite sizeable at NLO, but is reduced at NNLO.

We show in Fig. (12) the plots of the variations of the rapidity distributions at the three orders and the corresponding pdf's errors for Alekhin's model and for MRST for $Q = M_Z$. In both cases the reduction of the variation of the cross sections as we move toward higher orders is quite evident. We report also the errors on these distributions obtained in both models, which also get systematically smaller as the accuracy of the calculation increases.

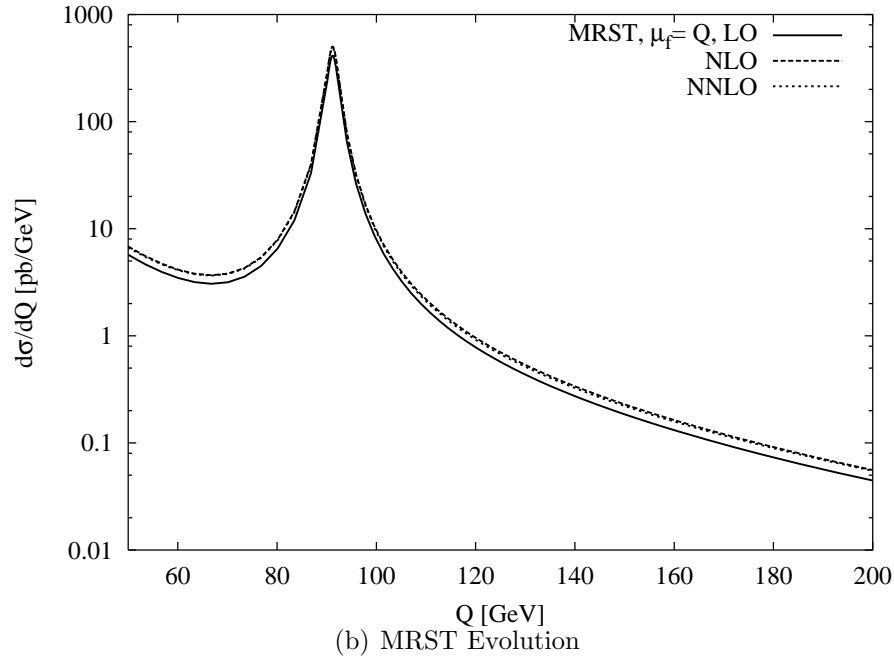
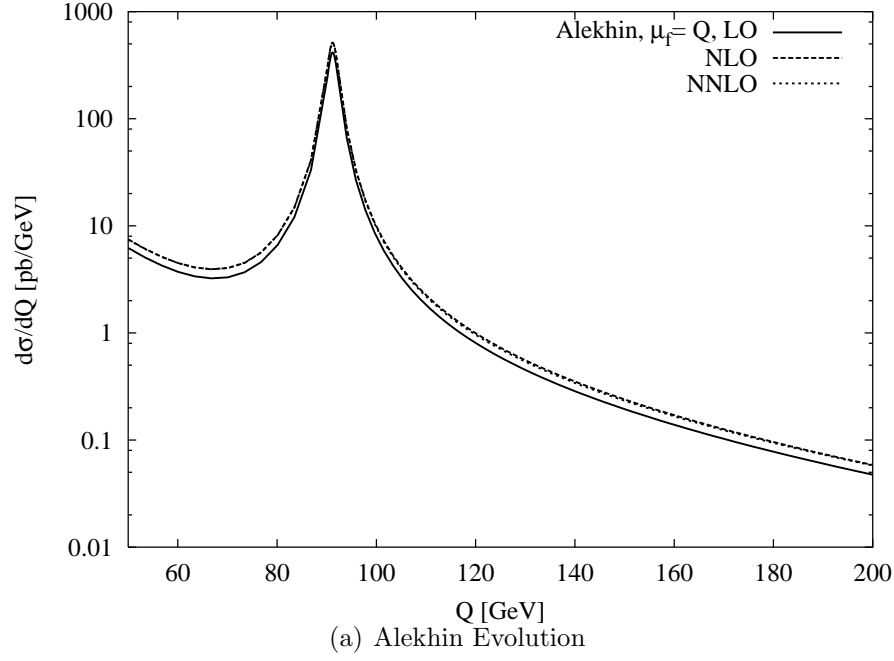
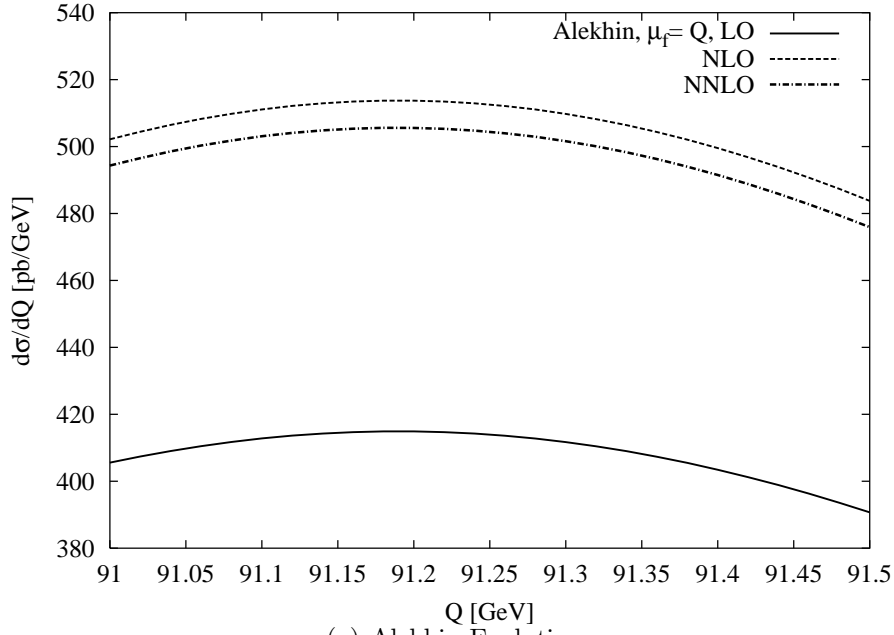
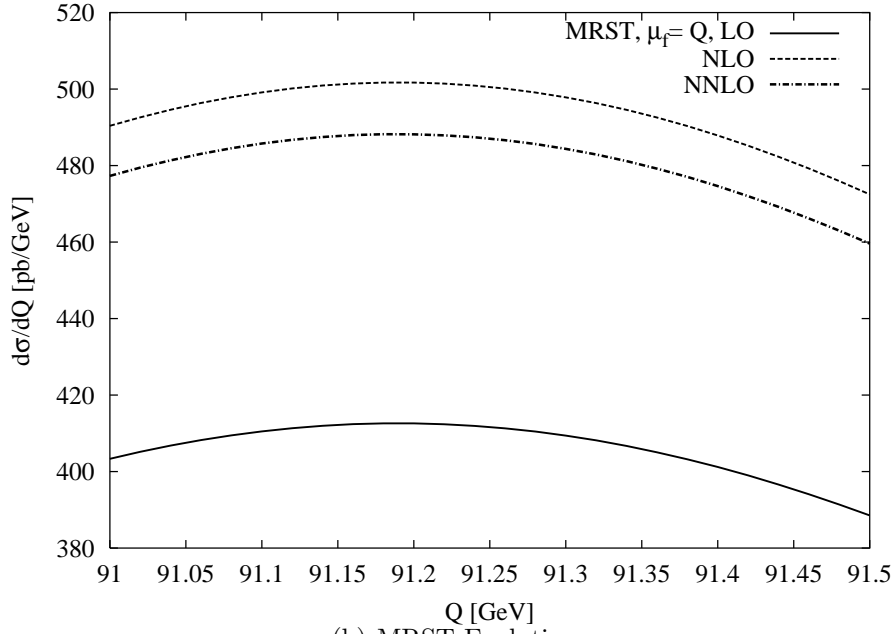


Figure 4: Cross Sections in the region of the peak of the Z boson at LO, NLO, and NNLO obtained using the luminosities evolved respectively by Alekhin and MRST

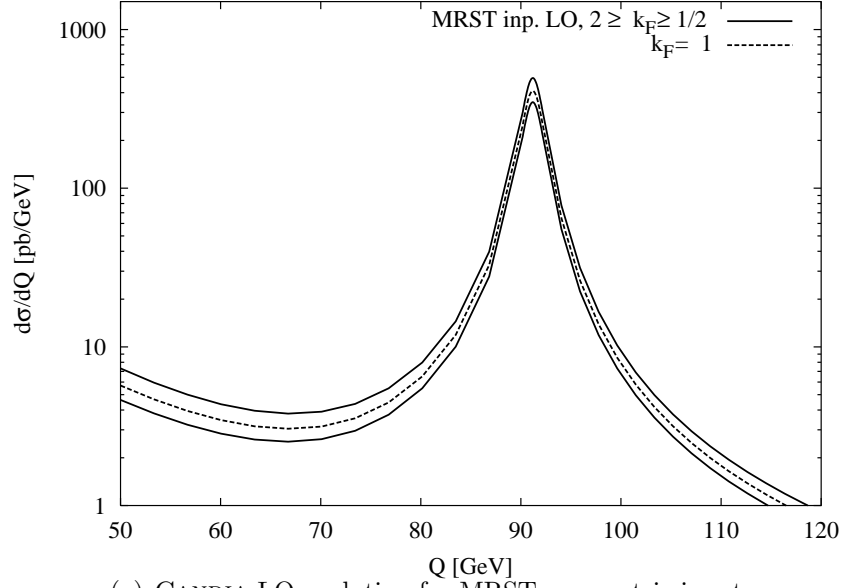


(a) Alekhin Evolution

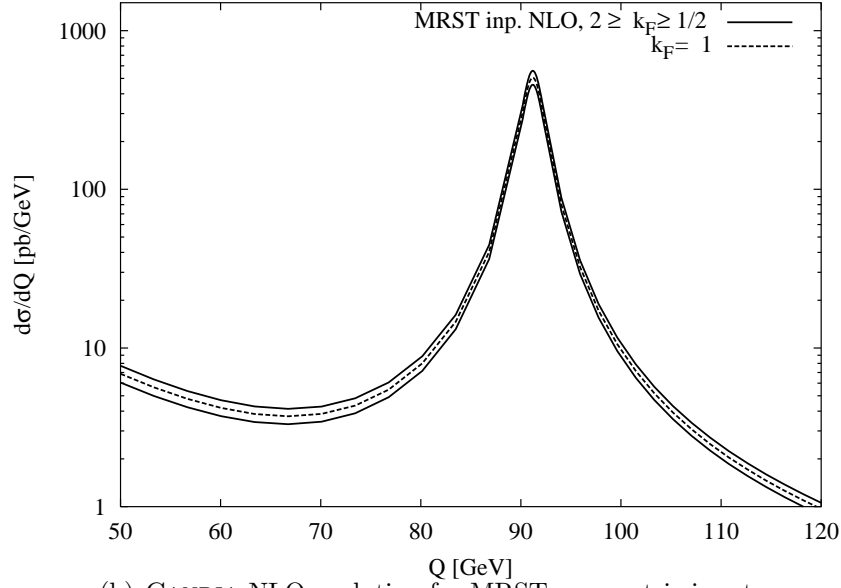


(b) MRST Evolution

Figure 5: Cross Sections in the region of the Z with a zoom in the peak region.



(a) CANDIA LO evolution for MRST parametric input.



(b) CANDIA NLO evolution for MRST parametric input.

Figure 6: Factorization vs Renormalization scale dependence of the cross section at LO, NLO with $\sqrt{S} = 14$ TeV. The pdf's have been evolved by using the MRST parametric input at $\mu_0^2 = 1$ GeV²

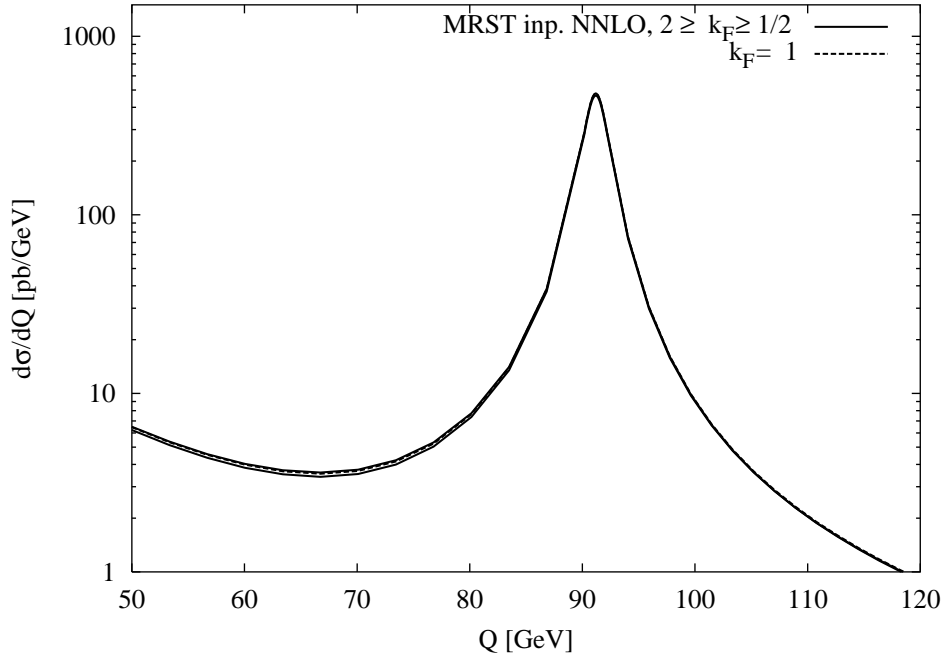


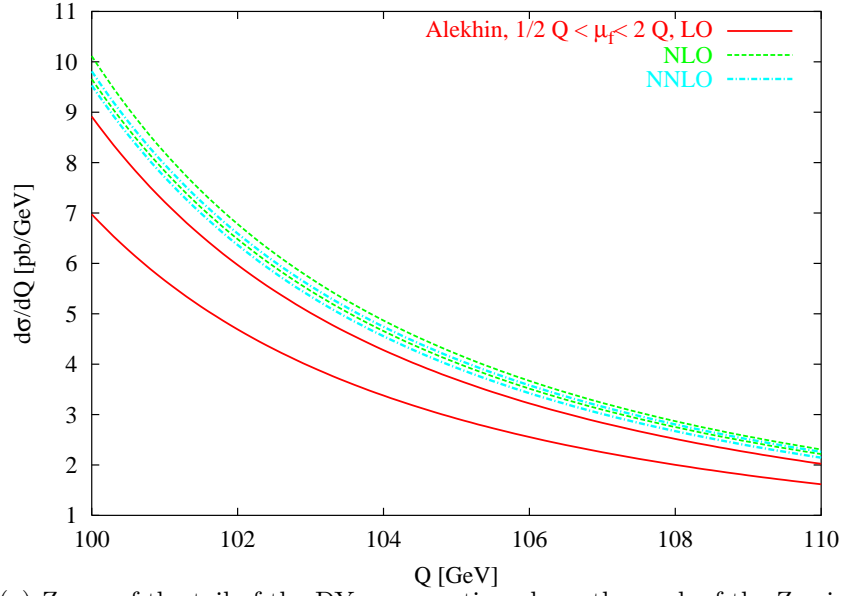
Figure 7: Factorization vs renormalization scale dependence of the cross section at NNLO at $\sqrt{S} = 14$ TeV. The pdf's have been evolved by CANDIA using the MRST parametric input at $\mu_0^2 = 1$ GeV².

7 The Cross Sections and the Errors

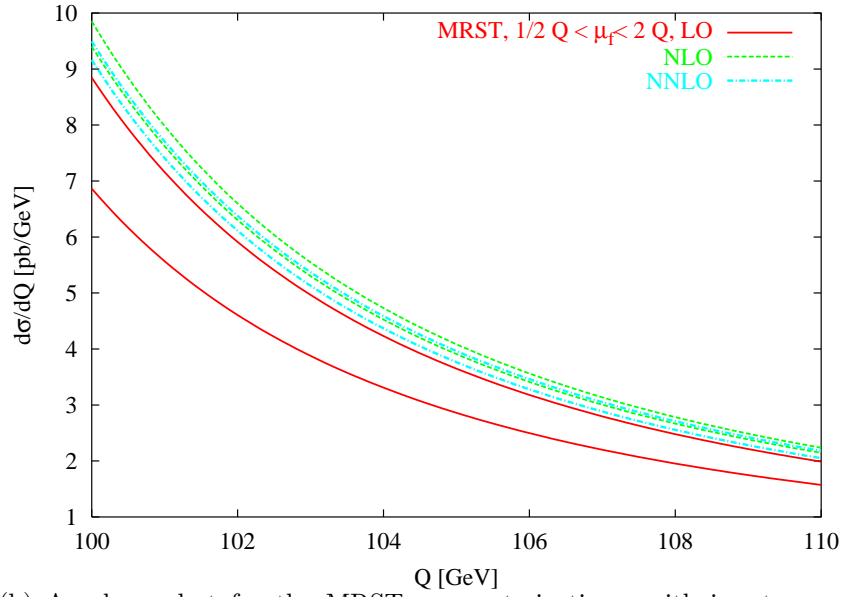
We are now going to quantify the errors coming from the pdf's on the differential cross section in the peak region of the Z by setting the condition $\mu_R = \mu_F$. The numerical determination of the errors is computationally very intensive. We perform the analysis at LO, NLO and NNLO for the case of the Alekhin's pdf's, and only at NLO for the case of the MRST model, since the error analysis in the latter case is not available at LO and at NNLO. We present our results in Figs. (13), (14), (15) and (16) at typical LHC energy ($\sqrt{S} = 14$ TeV).

Fig. 13 (a) shows that the 2 error bands at NLO and NNLO intersect, though the average NNLO cross section is located outside the area covered by the error band in the fast fall off region. This feature of the result is shown more clearly in Figs. 14 and 15. A zoom of the same region is shown in Fig. 16.

The calculation of the error bands has been done following the usual theory of the linear propagation of the errors. Starting from the errors on the pdf's known in the literature (see [10],[27],[9]), we have generated different sets of cross sections. Then, the



(a) Zoom of the tail of the DY cross section above the peak of the Z using the evolution provided by Alekhin.



(b) As above, but for the MRST parameterizations, with input energy $\mu_0^2 = 1.25 \text{ GeV}^2$.

Figure 8: Factorization scale dependence of the cross section at LO NLO and NNLO with $\sqrt{S} = 14 \text{ TeV}$ for two models.

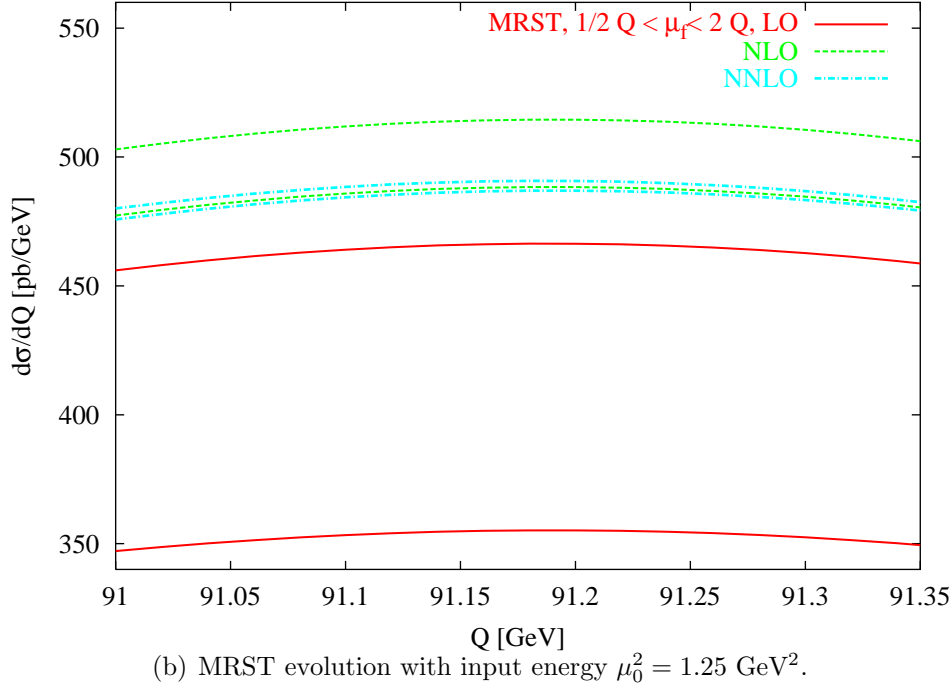
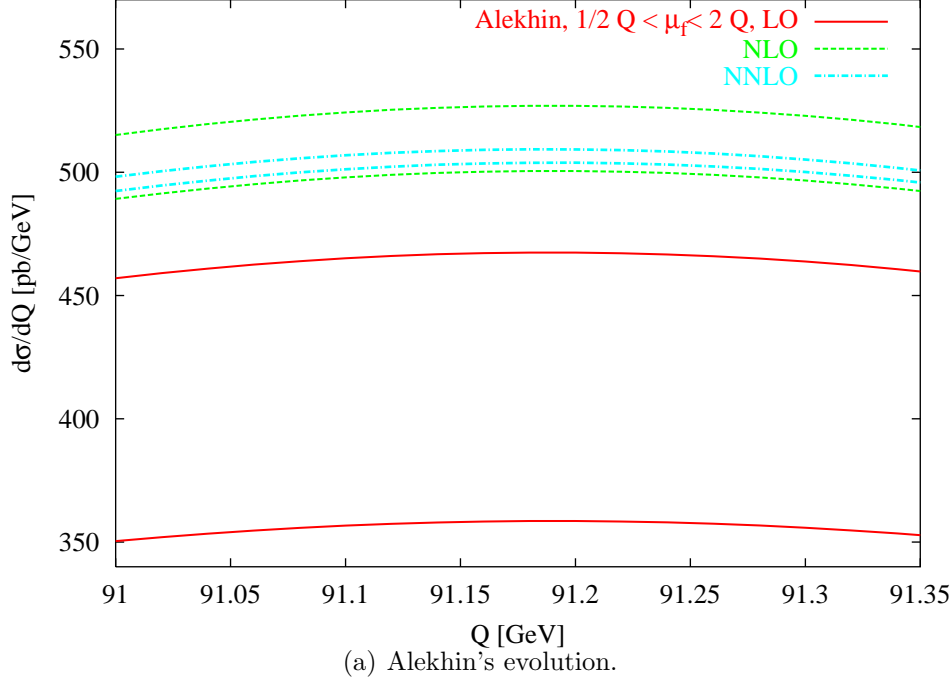


Figure 9: Factorization scale dependence of the cross section at LO NLO and NNLO with $\sqrt{S} = 14 \text{ TeV}$. Zoom in the peak region.

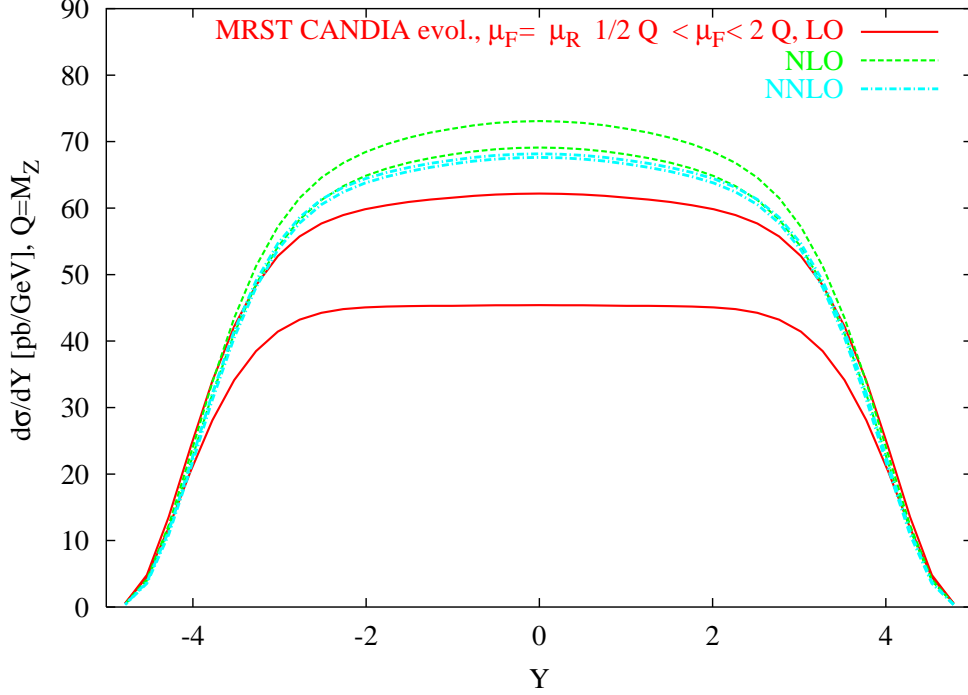


Figure 10: Rapidity distributions obtained by changing $1/2Q \leq \mu_F \leq 2Q$. Here we choose $Q = M_Z = \mu_F$. The evolution is based on CANDIA using MRST grid input with $\mu_0^2 = 1.25 \text{ GeV}^2$, while we used VRAP for the calculation of the hard scattering pieces

error on the cross section has been calculated using the formula

$$\Delta\sigma = \frac{1}{2} \sqrt{\sum_{k=1}^N [\sigma_{2k-1} - \sigma_{2k}]^2}, \quad (91)$$

where σ_k is the k -th cross section belonging to a certain set, and N is the number of free parameters, which is 15 for MRST and 17 for Alekhin.

We show in Table 15 the values for the cross section with values obtained by the best fits and the errors at the corresponding orders. It is evident that the relevance of the NNLO corrections is reduced at lower Q , given the actual quantification of the pdf's errors, since the NNLO corrections are not outside the error bands. The situation, however, changes beyond the resonance (120 GeV and above), where it is clear that the cross section of best the fit at NNLO lays outside the error band, on the tail of the region that we analyze. The errors induced on the K -factors ($(K(Q) - 1)\%$), as one can easily figure out, are of the order of 4% on the peak ($K(M_Z)$ for the Alekhin set) from their best fit value, widening quite sharply that determination ($K(M_Z) = 0.98 \pm 0.04$). For $Q = 50 \text{ GeV}$ the percentile variation of the cross section in moving from NLO to NNLO is about $1.5 \pm 4\%$. As a last example, for $Q = 146 \text{ GeV}$ we obtain a rate of variation of 3% ($K(146) = 0.97 \pm 0.03$). Regarding the size of the errors at NNLO at various Q values, in

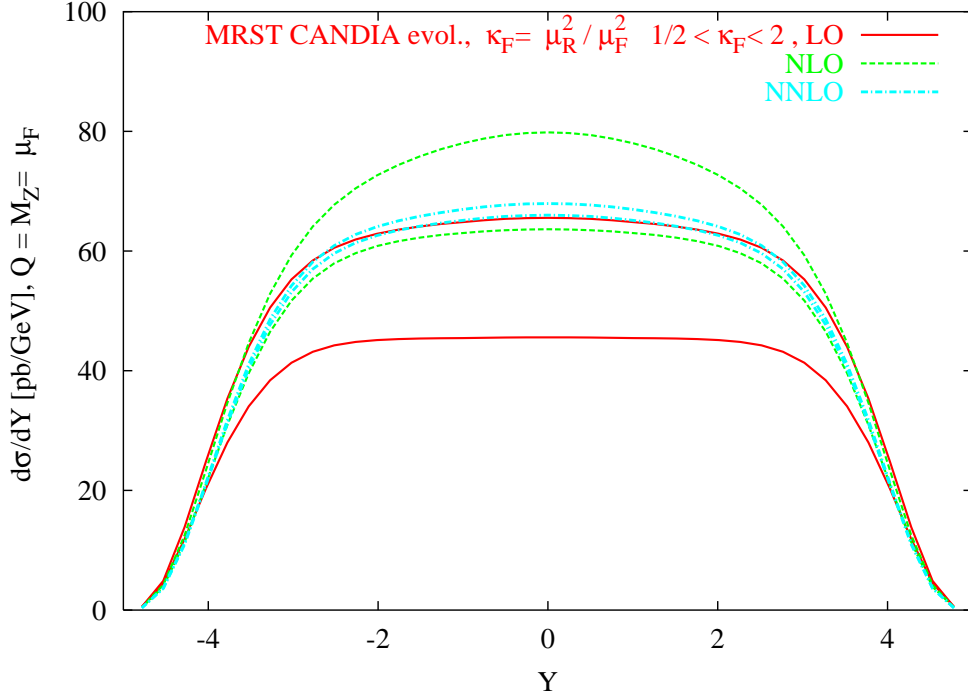
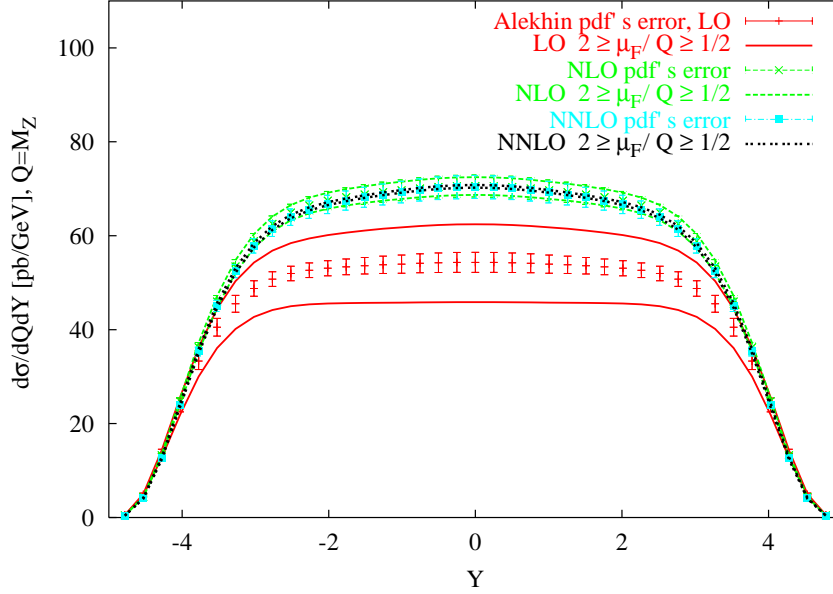
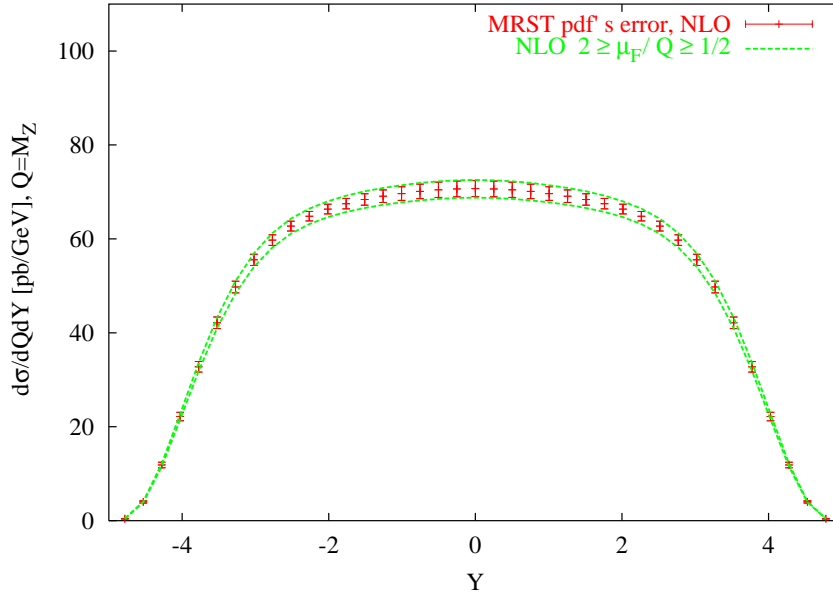


Figure 11: Rapidity distributions obtained by changing $1/2 \leq k_F \leq 2$ where $k_F = \mu_R^2 / \mu_F^2$. Here we choose $Q = M_Z = \mu_F$. The evolution is based on CANDIA using MRST grid input with $\mu_0^2 = 1.25 \text{ GeV}^2$. As before VRAP has been used for the calculation of the hard scattering



(a) Alekhin's model



(b) MRST model

Figure 12: Plot of the rapidity distributions at LO, NLO and NNLO for Alekhin's model and MRST. Shown are also the bands due to the variation of the μ_F scale, and the errors on the cross sections at the corresponding orders.

the Alekhin set these equal - for $Q = 50$ GeV - 2.8% of the best fit value, raising to almost 3% at M_Z and decreasing to 1.7% at 200 GeV. For the MRST set we have determined the error on the NLO cross sections in Tab. 8. They are about 2.8% of the best fit value at $Q = 50$ GeV, decrease to 1.6% on the peak and decrease moving toward the tail, equating 1.2% at 200 GeV.

A more complete view of the role played both by the errors at each perturbative order and the corresponding best-fit values can be obtained from Figs. 13-16. In Fig. 13 we have zoomed on the region of invariant mass of the lepton pair around 100-102 GeV and presented plots of the Alekhin model with the relative errors. The NLO and NNLO predictions show overlapping error bands, while the NLO error band for the MRST set (Fig. 14) lays slightly below the Alekhin's result at the corresponding order. We have also tried to provide an overall view of the tail of the distribution in Fig. 15, where we show the best-fit result at NNLO and the NLO error band. The best-fit value lays outside this band. A similar result holds for the MRST set and is shown in Fig. 15. Finally, in Fig. 16 we have zoomed over the region of the resonance, where the best-fit value is shown to lay inside the error band.

8 Estimating the size of the QCD corrections due to the evolution

To estimate the role played by the evolution in determining the full NNLO prediction, we show in three tables results for some approximations of the NNLO DY cross sections obtained by varying either the hard scattering or the order of the evolved pdf's in the factorization formula. These approximations may serve as possible ways to estimate the contribution coming from the evolution from that of the hard scatterings, and may provide some partial information on their role in the final result. Tables 17 and 18 show that the error made by neglecting the NNLO corrections in the hard scatterings - while keeping the entire NNLO evolution - is around 2-3 %, and the correct NNLO cross section is both underestimated and overestimated, while a slight bigger error is made if we neglect the NNLO corrections to the evolution (4%). The overall decrease of the total cross section appears only after the inclusion of the NNLO evolution. In a final table (Tab. 19) we repeat the trick at NLO, by keeping the hard scatterings at NLO and convoluting with the NNLO evolution. Also in this case the errors are around 4% and below in the region of Q that we have studied.

There are some features which are quite evident from this analysis. The first is that both at NLO (tab. 19) and at NNLO (tab. 17) the role of the NNLO terms is to reduce

the contribution to the cross section. A second piece of information can be extracted by comparing all the tables, and extracting the differences $\Delta_0 \equiv \sigma_{NNLO} \otimes \Phi_{NNLO} - \sigma_{NLO} \otimes \Phi_{NNLO}$ over the entire range of variability of Q and comparing them with the canonical NLO cross section, $\sigma_{NLO} \otimes \Phi_{NLO}$. One can easily come to the conclusion that by combining the NNLO evolution with the NLO hard scatterings this “improved” NLO cross section is much closer to the true NNLO result than the canonical NLO approximation obtained using the NLO pdf’s. For instance for $Q=50$ GeV the improved NLO result differs by 0.3% from the correct determination, while the ordinary NLO prediction differs from it by 4%. On the Z peak the improved NLO result differs by 1% respect to the correct NNLO prediction, while the standard NLO cross section is 4% away. The pattern is quite general. It would be interesting to test the same approach on other NNLO computations and check whether on a more general basis the NLO “improved” cross section can be used also for other processes as a better estimate of the NNLO result when this is not available. We have seen that using these types of approaches, one can estimate the role played by the evolution, which in DY dominates over the NNLO corrections to the hard scatterings.

It is clear from the results of these studied that the role played by the NNLO QCD corrections in the K -factors at NNLO on the Z peak is relevant, corresponding to variations that can be reasonably assumed around the few percent level. We recall that with 10^{-1} fb of integrated luminosity the statistical error expected on the Z peak is around 0.05% at the LHC. As we have mentioned, suitable choices of the electroweak parameters allow to take into account the bulk of the electroweak effects, while the non-factorizable contributions are not included in this approach [23]. It is then clear that, given the size of the QCD NNLO corrections, we need to worry about these additional effects, which are clearly dominant especially if we are interested in having a robust determination of all the contributions to this process. Searching for heavy extra Z' is going to be critically linked to the correct quantification of these additional corrections [23].

9 Conclusions

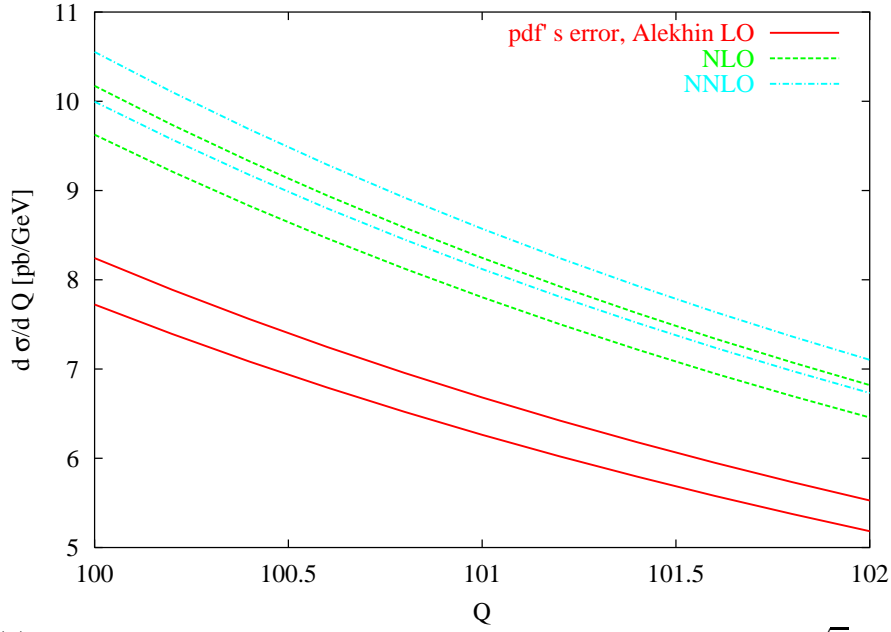
We have presented a comparative study of the NNLO predictions for lepton pair production and discussed their robustness. We have presented results concerning K -factors, renormalization/factorization scale dependence and errors on the cross sections - induced by errors on the pdf’s - following different approaches. For this reason we have put under close scrutiny the theory of the logarithmic expansions, which we have shown to give results which are compatible with other approaches, and allows to address the issue of accuracy in the context of the QCD evolution. Our estimate of the difference between the

$d\sigma/dQ$ in [pb/GeV] for Alekhin with $Q^2 = \mu_F^2 = \mu_R^2$, $\sqrt{S} = 14$ TeV			
Q [GeV]	σ_{LO}	σ_{NLO}	σ_{NNLO}
50	6.22 ± 0.27	7.48 ± 0.24	7.43 ± 0.21
60.04	3.72 ± 0.15	4.50 ± 0.13	4.49 ± 0.12
70.1	3.30 ± 0.12	4.03 ± 0.11	4.05 ± 0.10
80.1	6.65 ± 0.24	8.20 ± 0.24	8.19 ± 0.23
90.19	253 ± 8	313 ± 9	309 ± 8
91.19	415 ± 14	514 ± 15	506 ± 15
120.07	0.80 ± 0.02	0.99 ± 0.02	0.96 ± 0.03
146.1	0.225 ± 0.006	0.277 ± 0.007	0.269 ± 0.007
172.1	0.097 ± 0.002	0.119 ± 0.003	0.117 ± 0.003
200	0.047 ± 0.001	0.058 ± 0.001	0.058 ± 0.001

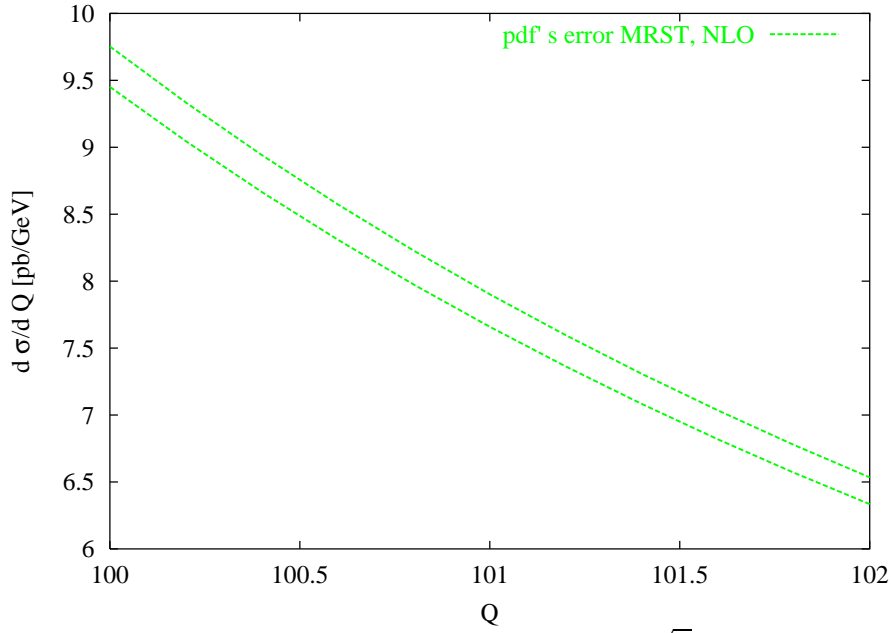
Table 15: Cross sections derived from the best fits for the 3 orders with their errors for the set by Alekhin.

$d\sigma/dQ$ in [pb/GeV] for MRST with $Q^2 = \mu_F^2 = \mu_R^2$, $\sqrt{S} = 14$ TeV	
Q [GeV]	σ_{NLO}
50	6.77 ± 0.19
60.04	4.13 ± 0.10
70.1	3.79 ± 0.08
80.1	7.90 ± 0.14
90.19	305 ± 5
91.19	499 ± 8
120.1	0.952 ± 0.014
146.1	0.264 ± 0.003
172.1	0.113 ± 0.001
200	0.0556 ± 0.0007

Table 16: Cross sections derived from the best fits at NLO with the errors for the MRST set.



(a) Pdf's Error bands in the Alekhin model with $Q = \mu_F = \mu_R$ and $\sqrt{S} = 14$ TeV



(b) MRST error bands with $Q = \mu_F = \mu_R$ and $\sqrt{S} = 14$ TeV

Figure 13: Errors of the pdf's on the cross sections at LHC. Zoom in the region of 100 GeV.

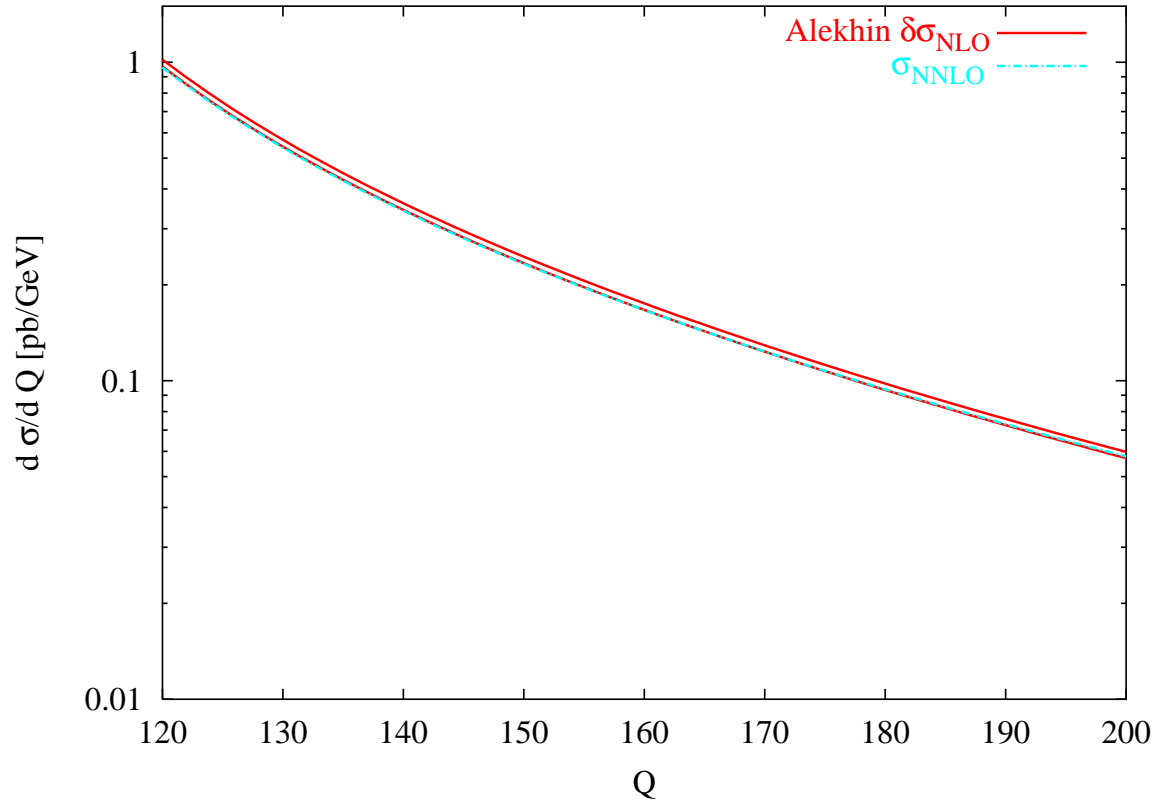


Figure 14: NNLO cross section for Alekhin with the respective pdf's errors at NLO in the 100 GeV region, with $Q = \mu_F = \mu_R$ and $\sqrt{S} = 14$ TeV

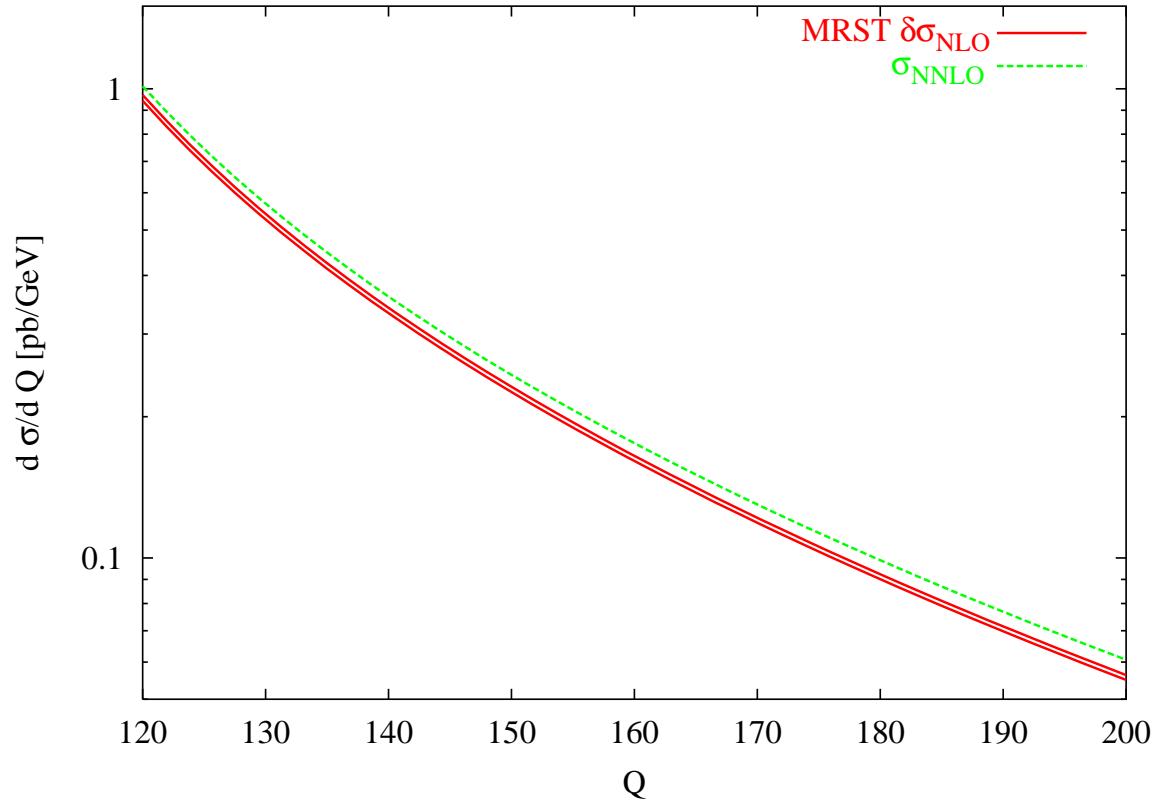


Figure 15: NNLO cross section for MRST with the respective pdf's errors at NLO in the 100 GeV region, with $Q = \mu_F = \mu_R$ and $\sqrt{S} = 14$ TeV

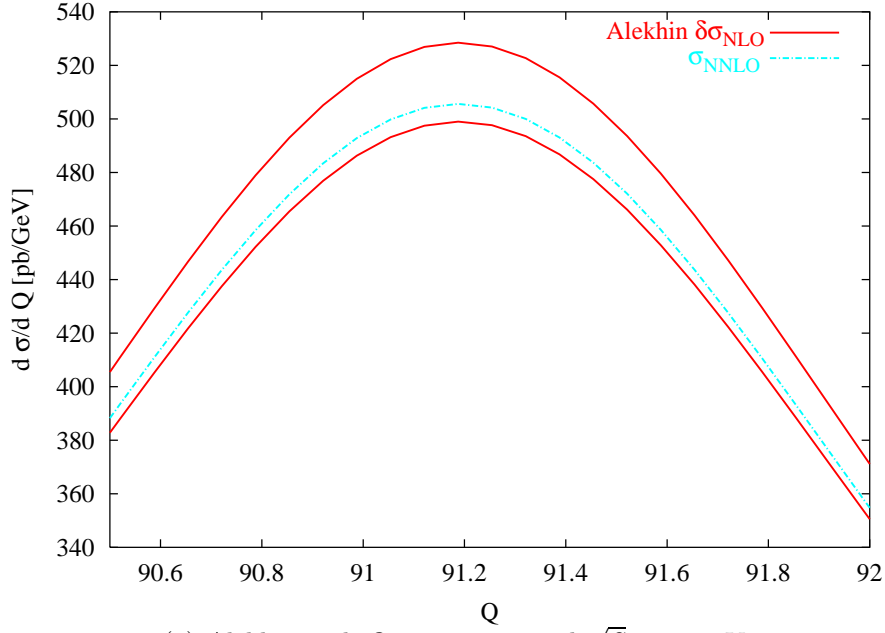
different approaches is slightly above the level of 1%. The K -factors found using these new methods appears to be slightly larger than those coming from the MRST and Alekhin evolved parton distributions, but compatible with them, given the actual errors on the pdf's. Clearly, with the advent of the LHC, these analysis should be rendered even more accurate, especially at large values of the mass distributions, where a detailed analysis of the electroweak effects should be included. This is particularly important in the search of extra gauge interactions using this channel. On the Z resonance these effects are smaller, at the percent level, but are important for calibration and partonometry. These and other related issues will be left for future work.

Note Added

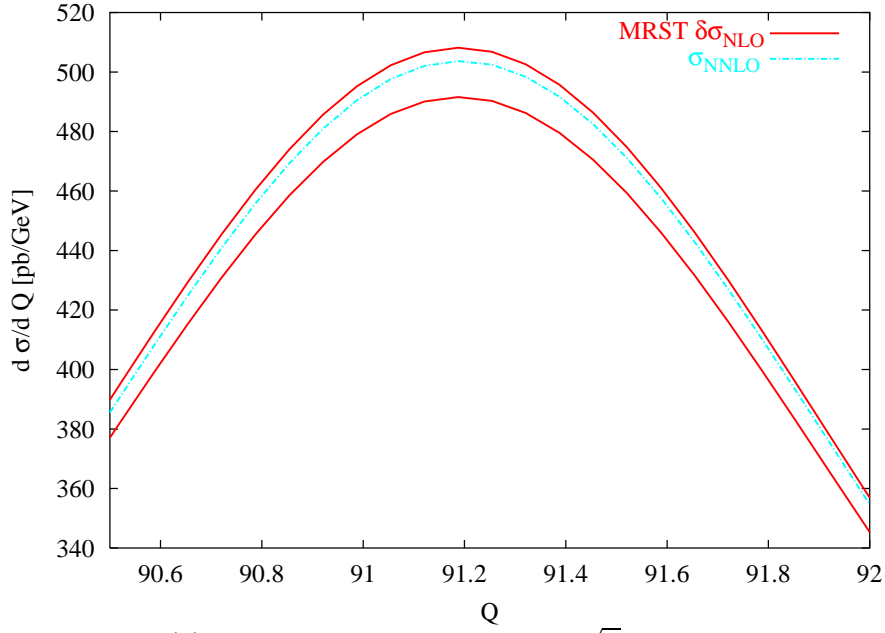
The extended analysis presented in this work has been performed within the 2006 Monte Carlo workshop held in Frascati under the sponsorship of INFN of Italy. Detailed tables/plots are provided only for reference in this version for the arXiv since they may be of practical use. CANDIA, CANDIA_{DY} and their interface with VRAP will be released and described in forthcoming work.

Acknowledgments

We thank Lance Dixon and Andreas Vogt for discussions and correspondence. We thank Simone Morelli for help in the numerical implementations and for discussions. C.C. thanks Theodore Tomaras and Nikos Irges for discussions, Alon Faraggi and the Theory Group at Crete and at the University of Liverpool for hospitality. The work of A.C. is partly supported by the grant MTKD-CT-2004-014319 and by the EU grant MRTN-CT-2004-512194 with partial support from the INTERREG IIIA Greece - Cyprus program. The work of C.C. is partly supported by the Marie Curie Research and Training network "Universenet" (MRTN-CT-2006-035863) and by the INTERREG IIIA Greece - Cyprus program. The numerical analysis has been performed on the INFN cluster at the University of Salento. The work of M.G. is partly supported by MIUR and by INFN. We thank the Participants of the INFN 2006 Monte Carlo workshop in Frascati, and the Organizers, in particular Barbara Mele and Paolo Nason for the effort with the organization and for discussions.



(a) Alekhin with $Q = \mu_F = \mu_R$ and $\sqrt{S} = 14$ TeV



(b) MRST with $Q = \mu_F = \mu_R$ and $\sqrt{S} = 14$ TeV

Figure 16: NNLO cross section for Alekhin and MRST with the respective pdf's errors at NLO in the Z peak region. Zoom in the region of 90 GeV.

CANDIA evolution with MRST input, $\mu_0^2 = 1.25 \text{ GeV}^2$			
$Q \text{ [GeV]}$	$\sigma_{NNLO} \otimes \Phi_{NNLO}$	$\sigma_{NLO} \otimes \Phi_{NNLO}$	$\delta\sigma$
50.0000	$6.4935 \cdot 10^{+0}$	$6.5164 \cdot 10^{+0}$	$3.5195 \cdot 10^{-3}$
60.0469	$3.9997 \cdot 10^{+0}$	$3.9864 \cdot 10^{+0}$	$3.3040 \cdot 10^{-3}$
70.0938	$3.6962 \cdot 10^{+0}$	$3.6683 \cdot 10^{+0}$	$7.5645 \cdot 10^{-3}$
80.1407	$7.6755 \cdot 10^{+0}$	$7.6639 \cdot 10^{+0}$	$1.5087 \cdot 10^{-3}$
90.1876	$2.9325 \cdot 10^{+2}$	$2.9676 \cdot 10^{+2}$	$1.1988 \cdot 10^{-2}$
91.1876	$4.8006 \cdot 10^{+2}$	$4.8644 \cdot 10^{+2}$	$1.3293 \cdot 10^{-2}$
92.1876	$2.9179 \cdot 10^{+2}$	$2.9604 \cdot 10^{+2}$	$1.4556 \cdot 10^{-2}$
120.0701	$9.0411 \cdot 10^{-1}$	$9.3152 \cdot 10^{-1}$	$3.0318 \cdot 10^{-2}$
146.0938	$2.5267 \cdot 10^{-1}$	$2.5981 \cdot 10^{-1}$	$2.8222 \cdot 10^{-2}$
172.1175	$1.0938 \cdot 10^{-1}$	$1.1179 \cdot 10^{-1}$	$2.2061 \cdot 10^{-2}$
200.0000	$5.4431 \cdot 10^{-2}$	$5.5145 \cdot 10^{-2}$	$1.3118 \cdot 10^{-2}$

Table 17: $\sigma_{NNLO} \otimes \Phi_{NNLO}$ vs $\sigma_{NLO} \otimes \Phi_{NNLO}$ in [pb/GeV]. Comparison between NNLO and NLO cross sections obtained by the convolution of NNLO pdf's. $\delta\sigma$ is defined as $|\sigma_{NNLO} \otimes \Phi_{NNLO} - \sigma_{NLO} \otimes \Phi_{NNLO}|/\sigma_{NNLO} \otimes \Phi_{NNLO}$.

CANDIA evolution with MRST input, $\mu_0^2 = 1.25 \text{ GeV}^2$			
$Q \text{ [GeV]}$	$\sigma_{NNLO} \otimes \Phi_{NNLO}$	$\sigma_{NNLO} \otimes \Phi_{NLO}$	$\delta\sigma$
50.0000	$6.4935 \cdot 10^{+0}$	$6.7853 \cdot 10^{+0}$	$4.4938 \cdot 10^{-2}$
60.0469	$3.9997 \cdot 10^{+0}$	$4.1805 \cdot 10^{+0}$	$4.5206 \cdot 10^{-2}$
70.0938	$3.6962 \cdot 10^{+0}$	$3.8571 \cdot 10^{+0}$	$4.3521 \cdot 10^{-2}$
80.1407	$7.6755 \cdot 10^{+0}$	$7.9669 \cdot 10^{+0}$	$3.7967 \cdot 10^{-2}$
90.1876	$2.9325 \cdot 10^{+2}$	$3.0219 \cdot 10^{+2}$	$3.0498 \cdot 10^{-2}$
91.1876	$4.8006 \cdot 10^{+2}$	$4.9437 \cdot 10^{+2}$	$2.9809 \cdot 10^{-2}$
92.1876	$2.9179 \cdot 10^{+2}$	$3.0029 \cdot 10^{+2}$	$2.9141 \cdot 10^{-2}$
120.0701	$9.0411 \cdot 10^{-1}$	$9.2025 \cdot 10^{-1}$	$1.7858 \cdot 10^{-2}$
146.0938	$2.5267 \cdot 10^{-1}$	$2.5593 \cdot 10^{-1}$	$1.2890 \cdot 10^{-2}$
172.1175	$1.0938 \cdot 10^{-1}$	$1.1039 \cdot 10^{-1}$	$9.2157 \cdot 10^{-3}$
200.0000	$5.4431 \cdot 10^{-2}$	$5.4781 \cdot 10^{-2}$	$6.4302 \cdot 10^{-3}$

Table 18: $\sigma_{NNLO} \otimes \Phi_{NNLO}$ vs $\sigma_{NNLO} \otimes \Phi_{NLO}$ in [pb/GeV]. Upper bound on the NNLO cross sections obtained by the convolution of NNLO and NLO pdf's. $\delta\sigma$ is defined as $|\sigma_{NNLO} \otimes \Phi_{NNLO} - \sigma_{NNLO} \otimes \Phi_{NLO}|/\sigma_{NNLO} \otimes \Phi_{NNLO}$.

CANDIA evolution with MRST input, $\mu_0^2 = 1.25 \text{ GeV}^2$			
$Q \text{ [GeV]}$	$\sigma_{NLO} \otimes \Phi_{NLO}$	$\sigma_{NLO} \otimes \Phi_{NNLO}$	$\delta\sigma$
50.0000	$6.8119 \cdot 10^{+0}$	$6.5164 \cdot 10^{+0}$	$4.3376 \cdot 10^{-2}$
60.0469	$4.1552 \cdot 10^{+0}$	$3.9864 \cdot 10^{+0}$	$4.0623 \cdot 10^{-2}$
70.0938	$3.8110 \cdot 10^{+0}$	$3.6683 \cdot 10^{+0}$	$3.7465 \cdot 10^{-2}$
80.1407	$7.9371 \cdot 10^{+0}$	$7.6639 \cdot 10^{+0}$	$3.4420 \cdot 10^{-2}$
90.1876	$3.0657 \cdot 10^{+2}$	$2.9676 \cdot 10^{+2}$	$3.2000 \cdot 10^{-2}$
91.1876	$5.0242 \cdot 10^{+2}$	$4.8644 \cdot 10^{+2}$	$3.1790 \cdot 10^{-2}$
92.1876	$3.0569 \cdot 10^{+2}$	$2.9604 \cdot 10^{+2}$	$3.1584 \cdot 10^{-2}$
120.0701	$9.5677 \cdot 10^{-1}$	$9.3152 \cdot 10^{-1}$	$2.6396 \cdot 10^{-2}$
146.0938	$2.6562 \cdot 10^{-1}$	$2.5981 \cdot 10^{-1}$	$2.1896 \cdot 10^{-2}$
172.1175	$1.1382 \cdot 10^{-1}$	$1.1179 \cdot 10^{-1}$	$1.7801 \cdot 10^{-2}$
200.0000	$5.5940 \cdot 10^{-2}$	$5.5145 \cdot 10^{-2}$	$1.4212 \cdot 10^{-2}$

Table 19: $\sigma_{NLO} \otimes \Phi_{NLO}$ vs $\sigma_{NLO} \otimes \Phi_{NNLO}$ in [pb/GeV]. Lower bound on the NLO cross sections obtained by the convolution of NLO and NNLO pdf's. $\delta\sigma$ is defined as $|\sigma_{NLO} \otimes \Phi_{NLO} - \sigma_{NLO} \otimes \Phi_{NNLO}|/\sigma_{NLO} \otimes \Phi_{NLO}$.

$\alpha_s(Q^2)$ for MRST at NNLO. Brute force vs Λ_{QCD} parameterization.			
$Q \text{ [GeV]}$	$\alpha_s^{brute}(Q^2)$	$\alpha_s^\Lambda(Q^2)$	$\delta\alpha_s^{NNLO}(Q^2)\%$
50.0000	0.1268	0.1251	1.3702
83.4897	0.1170	0.1156	1.2570
90.7209	0.1156	0.1142	1.2405
91.1876	0.1155	0.1141	1.2395
92.0543	0.1153	0.1139	1.2377
107.0583	0.1128	0.1115	1.2090
125.6466	0.1103	0.1090	1.1801
144.2350	0.1082	0.1069	1.1564
162.8233	0.1064	0.1052	1.1363
181.4117	0.1049	0.1037	1.1191
200.0000	0.1035	0.1024	1.1040

Table 20: NNLO running of the coupling determined using the *brute force* solution of the renormalization group equations versus the asymptotic expansions in terms Λ_{QCD} . The percentage differences are normalized respect to α_{brute} .

$xu_v(x)$ CANDIA evolution at NLO, Les Houches input, $N_f = 4$, $Q = \mu_F = \mu_R = 100$ GeV							
x	$xu_v(x)_{\text{asymp}}^{\text{CANDIA}}$	$\kappa = 1$	$\kappa = 2$	$\kappa = 3$	$\kappa = 4$	$\kappa = 5$	$\kappa = 6$
$1e-05$	$2.6878 \cdot 10^{-3}$	$2.5121 \cdot 10^{-3}$	$2.4829 \cdot 10^{-3}$	$2.4828 \cdot 10^{-3}$	$2.4833 \cdot 10^{-3}$	$2.4831 \cdot 10^{-3}$	$2.4832 \cdot 10^{-3}$
0.0001	$1.2844 \cdot 10^{-2}$	$1.2474 \cdot 10^{-2}$	$1.2290 \cdot 10^{-2}$	$1.2307 \cdot 10^{-2}$	$1.2306 \cdot 10^{-2}$	$1.2306 \cdot 10^{-2}$	$1.2306 \cdot 10^{-2}$
0.001	$5.7937 \cdot 10^{-2}$	$5.7893 \cdot 10^{-2}$	$5.7161 \cdot 10^{-2}$	$5.7260 \cdot 10^{-2}$	$5.7246 \cdot 10^{-2}$	$5.7248 \cdot 10^{-2}$	$5.7248 \cdot 10^{-2}$
0.01	$2.3029 \cdot 10^{-1}$	$2.3340 \cdot 10^{-1}$	$2.3188 \cdot 10^{-1}$	$2.3213 \cdot 10^{-1}$	$2.3209 \cdot 10^{-1}$	$2.3209 \cdot 10^{-1}$	$2.3209 \cdot 10^{-1}$
0.1	$5.5456 \cdot 10^{-1}$	$5.5556 \cdot 10^{-1}$	$5.5738 \cdot 10^{-1}$	$5.5712 \cdot 10^{-1}$	$5.5716 \cdot 10^{-1}$	$5.5715 \cdot 10^{-1}$	$5.5715 \cdot 10^{-1}$
0.2	$4.9105 \cdot 10^{-1}$	$4.8494 \cdot 10^{-1}$	$4.8836 \cdot 10^{-1}$	$4.8784 \cdot 10^{-1}$	$4.8792 \cdot 10^{-1}$	$4.8790 \cdot 10^{-1}$	$4.8791 \cdot 10^{-1}$
0.3	$3.5395 \cdot 10^{-1}$	$3.4503 \cdot 10^{-1}$	$3.4837 \cdot 10^{-1}$	$3.4785 \cdot 10^{-1}$	$3.4793 \cdot 10^{-1}$	$3.4792 \cdot 10^{-1}$	$3.4792 \cdot 10^{-1}$
0.4	$2.2304 \cdot 10^{-1}$	$2.1470 \cdot 10^{-1}$	$2.1729 \cdot 10^{-1}$	$2.1689 \cdot 10^{-1}$	$2.1695 \cdot 10^{-1}$	$2.1694 \cdot 10^{-1}$	$2.1694 \cdot 10^{-1}$
0.5	$1.2271 \cdot 10^{-1}$	$1.1661 \cdot 10^{-1}$	$1.1830 \cdot 10^{-1}$	$1.1803 \cdot 10^{-1}$	$1.1808 \cdot 10^{-1}$	$1.1807 \cdot 10^{-1}$	$1.1807 \cdot 10^{-1}$
0.6	$5.6866 \cdot 10^{-2}$	$5.3292 \cdot 10^{-2}$	$5.4212 \cdot 10^{-2}$	$5.4067 \cdot 10^{-2}$	$5.4090 \cdot 10^{-2}$	$5.4086 \cdot 10^{-2}$	$5.4087 \cdot 10^{-2}$
0.7	$2.0429 \cdot 10^{-2}$	$1.8840 \cdot 10^{-2}$	$1.9232 \cdot 10^{-2}$	$1.9169 \cdot 10^{-2}$	$1.9179 \cdot 10^{-2}$	$1.9178 \cdot 10^{-2}$	$1.9178 \cdot 10^{-2}$
0.8	$4.6754 \cdot 10^{-3}$	$4.2230 \cdot 10^{-3}$	$4.3329 \cdot 10^{-3}$	$4.3152 \cdot 10^{-3}$	$4.3180 \cdot 10^{-3}$	$4.3175 \cdot 10^{-3}$	$4.3176 \cdot 10^{-3}$
0.9	$3.6098 \cdot 10^{-4}$	$3.1538 \cdot 10^{-4}$	$3.2674 \cdot 10^{-4}$	$3.2486 \cdot 10^{-4}$	$3.2516 \cdot 10^{-4}$	$3.2511 \cdot 10^{-4}$	$3.2512 \cdot 10^{-4}$

Table 21: NLO valence distribution of the up quark with the Les Houches benchmark model

$xu_v(x)$ CANDIA evolution at NNLO, Les Houches input, $N_f = 4$, $Q = \mu_F = \mu_R = 100$ GeV							
x	$xu_v(x)_{\text{asymp}}^{\text{CANDIA}}$	$\kappa = 2$	$\kappa = 3$	$\kappa = 4$	$\kappa = 5$	$\kappa = 6$	$\kappa = 7$
$1e-05$	$3.0260 \cdot 10^{-3}$	$2.9464 \cdot 10^{-3}$	$2.8972 \cdot 10^{-3}$	$2.8928 \cdot 10^{-3}$	$2.8945 \cdot 10^{-3}$	$2.8944 \cdot 10^{-3}$	$2.8944 \cdot 10^{-3}$
0.0001	$1.3656 \cdot 10^{-2}$	$1.3320 \cdot 10^{-2}$	$1.3179 \cdot 10^{-2}$	$1.3177 \cdot 10^{-2}$	$1.3181 \cdot 10^{-2}$	$1.3181 \cdot 10^{-2}$	$1.3181 \cdot 10^{-2}$
0.001	$5.9360 \cdot 10^{-2}$	$5.8657 \cdot 10^{-2}$	$5.8425 \cdot 10^{-2}$	$5.8448 \cdot 10^{-2}$	$5.8451 \cdot 10^{-2}$	$5.8450 \cdot 10^{-2}$	$5.8450 \cdot 10^{-2}$
0.01	$2.3139 \cdot 10^{-1}$	$2.3254 \cdot 10^{-1}$	$2.3248 \cdot 10^{-1}$	$2.3253 \cdot 10^{-1}$	$2.3252 \cdot 10^{-1}$	$2.3252 \cdot 10^{-1}$	$2.3252 \cdot 10^{-1}$
0.1	$5.5125 \cdot 10^{-1}$	$5.5406 \cdot 10^{-1}$	$5.5451 \cdot 10^{-1}$	$5.5446 \cdot 10^{-1}$	$5.5446 \cdot 10^{-1}$	$5.5446 \cdot 10^{-1}$	$5.5446 \cdot 10^{-1}$
0.2	$4.8672 \cdot 10^{-1}$	$4.8416 \cdot 10^{-1}$	$4.8463 \cdot 10^{-1}$	$4.8454 \cdot 10^{-1}$	$4.8454 \cdot 10^{-1}$	$4.8454 \cdot 10^{-1}$	$4.8454 \cdot 10^{-1}$
0.3	$3.5017 \cdot 10^{-1}$	$3.4470 \cdot 10^{-1}$	$3.4507 \cdot 10^{-1}$	$3.4497 \cdot 10^{-1}$	$3.4498 \cdot 10^{-1}$	$3.4498 \cdot 10^{-1}$	$3.4498 \cdot 10^{-1}$
0.4	$2.2030 \cdot 10^{-1}$	$2.1460 \cdot 10^{-1}$	$2.1486 \cdot 10^{-1}$	$2.1478 \cdot 10^{-1}$	$2.1479 \cdot 10^{-1}$	$2.1479 \cdot 10^{-1}$	$2.1479 \cdot 10^{-1}$
0.5	$1.2099 \cdot 10^{-1}$	$1.1660 \cdot 10^{-1}$	$1.1676 \cdot 10^{-1}$	$1.1671 \cdot 10^{-1}$	$1.1671 \cdot 10^{-1}$	$1.1671 \cdot 10^{-1}$	$1.1671 \cdot 10^{-1}$
0.6	$5.5957 \cdot 10^{-2}$	$5.3309 \cdot 10^{-2}$	$5.3392 \cdot 10^{-2}$	$5.3364 \cdot 10^{-2}$	$5.3366 \cdot 10^{-2}$	$5.3367 \cdot 10^{-2}$	$5.3367 \cdot 10^{-2}$
0.7	$2.0052 \cdot 10^{-2}$	$1.8854 \cdot 10^{-2}$	$1.8888 \cdot 10^{-2}$	$1.8877 \cdot 10^{-2}$	$1.8877 \cdot 10^{-2}$	$1.8878 \cdot 10^{-2}$	$1.8878 \cdot 10^{-2}$
0.8	$4.5726 \cdot 10^{-3}$	$4.2288 \cdot 10^{-3}$	$4.2387 \cdot 10^{-3}$	$4.2352 \cdot 10^{-3}$	$4.2355 \cdot 10^{-3}$	$4.2356 \cdot 10^{-3}$	$4.2356 \cdot 10^{-3}$
0.9	$3.5079 \cdot 10^{-4}$	$3.1629 \cdot 10^{-4}$	$3.1736 \cdot 10^{-4}$	$3.1698 \cdot 10^{-4}$	$3.1701 \cdot 10^{-4}$	$3.1702 \cdot 10^{-4}$	$3.1702 \cdot 10^{-4}$

Table 22: NNLO Valence distribution for the up quark with the Les Houches benchmark model

$xg(x)$ CANDIA evolution at NLO, Les Houches input, $N_f = 4$, $Q = \mu_F = \mu_R = 100$ GeV							
x	$xg(x)_{\text{asym}}^{\text{CANDIA}}$	$\kappa = 1$	$\kappa = 2$	$\kappa = 3$	$\kappa = 4$	$\kappa = 5$	$\kappa = 6$
$1e-05$	$2.3578 \cdot 10^{+2}$	$2.2829 \cdot 10^{+2}$	$2.3693 \cdot 10^{+2}$	$2.3560 \cdot 10^{+2}$	$2.3580 \cdot 10^{+2}$	$2.3577 \cdot 10^{+2}$	$2.3578 \cdot 10^{+2}$
0.0001	$9.3027 \cdot 10^{+1}$	$9.1414 \cdot 10^{+1}$	$9.3237 \cdot 10^{+1}$	$9.2998 \cdot 10^{+1}$	$9.3031 \cdot 10^{+1}$	$9.3026 \cdot 10^{+1}$	$9.3027 \cdot 10^{+1}$
0.001	$3.1540 \cdot 10^{+1}$	$3.1320 \cdot 10^{+1}$	$3.1562 \cdot 10^{+1}$	$3.1537 \cdot 10^{+1}$	$3.1540 \cdot 10^{+1}$	$3.1540 \cdot 10^{+1}$	$3.1540 \cdot 10^{+1}$
0.01	$8.1120 \cdot 10^{+0}$	$8.1098 \cdot 10^{+0}$	$8.1116 \cdot 10^{+0}$	$8.1122 \cdot 10^{+0}$	$8.1120 \cdot 10^{+0}$	$8.1120 \cdot 10^{+0}$	$8.1120 \cdot 10^{+0}$
0.1	$8.9872 \cdot 10^{-1}$	$9.0284 \cdot 10^{-1}$	$8.9826 \cdot 10^{-1}$	$8.9877 \cdot 10^{-1}$	$8.9871 \cdot 10^{-1}$	$8.9872 \cdot 10^{-1}$	$8.9872 \cdot 10^{-1}$
0.2	$2.5540 \cdot 10^{-1}$	$2.5695 \cdot 10^{-1}$	$2.5523 \cdot 10^{-1}$	$2.5542 \cdot 10^{-1}$	$2.5539 \cdot 10^{-1}$	$2.5540 \cdot 10^{-1}$	$2.5540 \cdot 10^{-1}$
0.3	$8.3414 \cdot 10^{-2}$	$8.4005 \cdot 10^{-2}$	$8.3353 \cdot 10^{-2}$	$8.3422 \cdot 10^{-2}$	$8.3414 \cdot 10^{-2}$	$8.3415 \cdot 10^{-2}$	$8.3414 \cdot 10^{-2}$
0.4	$2.7017 \cdot 10^{-2}$	$2.7232 \cdot 10^{-2}$	$2.6995 \cdot 10^{-2}$	$2.7020 \cdot 10^{-2}$	$2.7017 \cdot 10^{-2}$	$2.7017 \cdot 10^{-2}$	$2.7017 \cdot 10^{-2}$
0.5	$8.0411 \cdot 10^{-3}$	$8.1131 \cdot 10^{-3}$	$8.0338 \cdot 10^{-3}$	$8.0420 \cdot 10^{-3}$	$8.0410 \cdot 10^{-3}$	$8.0411 \cdot 10^{-3}$	$8.0411 \cdot 10^{-3}$
0.6	$2.0343 \cdot 10^{-3}$	$2.0552 \cdot 10^{-3}$	$2.0321 \cdot 10^{-3}$	$2.0345 \cdot 10^{-3}$	$2.0342 \cdot 10^{-3}$	$2.0343 \cdot 10^{-3}$	$2.0343 \cdot 10^{-3}$
0.7	$3.8654 \cdot 10^{-4}$	$3.9132 \cdot 10^{-4}$	$3.8603 \cdot 10^{-4}$	$3.8660 \cdot 10^{-4}$	$3.8653 \cdot 10^{-4}$	$3.8654 \cdot 10^{-4}$	$3.8654 \cdot 10^{-4}$
0.8	$4.1712 \cdot 10^{-5}$	$4.2399 \cdot 10^{-5}$	$4.1634 \cdot 10^{-5}$	$4.1722 \cdot 10^{-5}$	$4.1710 \cdot 10^{-5}$	$4.1712 \cdot 10^{-5}$	$4.1712 \cdot 10^{-5}$
0.9	$1.8310 \cdot 10^{-6}$	$1.8598 \cdot 10^{-6}$	$1.8272 \cdot 10^{-6}$	$1.8315 \cdot 10^{-6}$	$1.8309 \cdot 10^{-6}$	$1.8310 \cdot 10^{-6}$	$1.8310 \cdot 10^{-6}$

Table 23: NLO gluon density in the Les Houches model

$xg(x)$ CANDIA evolution at NNLO, Les Houches input, $N_f = 4$, $Q = \mu_F = \mu_R = 100$ GeV							
x	$xg(x)_{\text{asym}}^{\text{CANDIA}}$	$\kappa = 2$	$\kappa = 3$	$\kappa = 4$	$\kappa = 5$	$\kappa = 6$	$\kappa = 7$
$1e-05$	$2.2328 \cdot 10^{+2}$	$2.2090 \cdot 10^{+2}$	$2.2351 \cdot 10^{+2}$	$2.2330 \cdot 10^{+2}$	$2.2328 \cdot 10^{+2}$	$2.2328 \cdot 10^{+2}$	$2.2328 \cdot 10^{+2}$
0.0001	$9.0763 \cdot 10^{+1}$	$9.0383 \cdot 10^{+1}$	$9.0795 \cdot 10^{+1}$	$9.0765 \cdot 10^{+1}$	$9.0762 \cdot 10^{+1}$	$9.0763 \cdot 10^{+1}$	$9.0763 \cdot 10^{+1}$
0.001	$3.1371 \cdot 10^{+1}$	$3.1336 \cdot 10^{+1}$	$3.1372 \cdot 10^{+1}$	$3.1371 \cdot 10^{+1}$	$3.1371 \cdot 10^{+1}$	$3.1371 \cdot 10^{+1}$	$3.1371 \cdot 10^{+1}$
0.01	$8.1407 \cdot 10^{+0}$	$8.1433 \cdot 10^{+0}$	$8.1403 \cdot 10^{+0}$	$8.1407 \cdot 10^{+0}$	$8.1407 \cdot 10^{+0}$	$8.1407 \cdot 10^{+0}$	$8.1407 \cdot 10^{+0}$
0.1	$9.0545 \cdot 10^{-1}$	$9.0662 \cdot 10^{-1}$	$9.0538 \cdot 10^{-1}$	$9.0545 \cdot 10^{-1}$	$9.0545 \cdot 10^{-1}$	$9.0545 \cdot 10^{-1}$	$9.0545 \cdot 10^{-1}$
0.2	$2.5753 \cdot 10^{-1}$	$2.5793 \cdot 10^{-1}$	$2.5750 \cdot 10^{-1}$	$2.5752 \cdot 10^{-1}$	$2.5753 \cdot 10^{-1}$	$2.5753 \cdot 10^{-1}$	$2.5753 \cdot 10^{-1}$
0.3	$8.4120 \cdot 10^{-2}$	$8.4266 \cdot 10^{-2}$	$8.4112 \cdot 10^{-2}$	$8.4119 \cdot 10^{-2}$	$8.4120 \cdot 10^{-2}$	$8.4120 \cdot 10^{-2}$	$8.4120 \cdot 10^{-2}$
0.4	$2.7238 \cdot 10^{-2}$	$2.7288 \cdot 10^{-2}$	$2.7235 \cdot 10^{-2}$	$2.7238 \cdot 10^{-2}$	$2.7238 \cdot 10^{-2}$	$2.7238 \cdot 10^{-2}$	$2.7238 \cdot 10^{-2}$
0.5	$8.1019 \cdot 10^{-3}$	$8.1176 \cdot 10^{-3}$	$8.1009 \cdot 10^{-3}$	$8.1018 \cdot 10^{-3}$	$8.1019 \cdot 10^{-3}$	$8.1019 \cdot 10^{-3}$	$8.1019 \cdot 10^{-3}$
0.6	$2.0476 \cdot 10^{-3}$	$2.0518 \cdot 10^{-3}$	$2.0473 \cdot 10^{-3}$	$2.0476 \cdot 10^{-3}$	$2.0477 \cdot 10^{-3}$	$2.0476 \cdot 10^{-3}$	$2.0476 \cdot 10^{-3}$
0.7	$3.8845 \cdot 10^{-4}$	$3.8929 \cdot 10^{-4}$	$3.8837 \cdot 10^{-4}$	$3.8845 \cdot 10^{-4}$	$3.8845 \cdot 10^{-4}$	$3.8845 \cdot 10^{-4}$	$3.8845 \cdot 10^{-4}$
0.8	$4.1738 \cdot 10^{-5}$	$4.1842 \cdot 10^{-5}$	$4.1724 \cdot 10^{-5}$	$4.1738 \cdot 10^{-5}$	$4.1738 \cdot 10^{-5}$	$4.1738 \cdot 10^{-5}$	$4.1738 \cdot 10^{-5}$
0.9	$1.8861 \cdot 10^{-6}$	$1.8899 \cdot 10^{-6}$	$1.8853 \cdot 10^{-6}$	$1.8862 \cdot 10^{-6}$	$1.8861 \cdot 10^{-6}$	$1.8861 \cdot 10^{-6}$	$1.8861 \cdot 10^{-6}$

Table 24: NNLO gluon density in the Les Houches model

$xu_v(x)$ CANDIA evolution at NLO, MRST input, $\mu_0 = 1$ GeV, $Q = \mu_F = \mu_R = 100$ GeV							
x	$xu_v(x)_{asymp}^{CANDIA}$	$\kappa = 1$	$\kappa = 2$	$\kappa = 3$	$\kappa = 4$	$\kappa = 5$	$\kappa = 6$
$1e-05$	$1.3874 \cdot 10^{-2}$	$1.4223 \cdot 10^{-2}$	$1.4015 \cdot 10^{-2}$	$1.4049 \cdot 10^{-2}$	$1.4043 \cdot 10^{-2}$	$1.4044 \cdot 10^{-2}$	$1.4044 \cdot 10^{-2}$
0.0001	$2.9241 \cdot 10^{-2}$	$3.0230 \cdot 10^{-2}$	$2.9654 \cdot 10^{-2}$	$2.9753 \cdot 10^{-2}$	$2.9734 \cdot 10^{-2}$	$2.9738 \cdot 10^{-2}$	$2.9737 \cdot 10^{-2}$
0.001	$7.2512 \cdot 10^{-2}$	$7.5810 \cdot 10^{-2}$	$7.4246 \cdot 10^{-2}$	$7.4530 \cdot 10^{-2}$	$7.4472 \cdot 10^{-2}$	$7.4485 \cdot 10^{-2}$	$7.4482 \cdot 10^{-2}$
0.01	$2.1394 \cdot 10^{-1}$	$2.2294 \cdot 10^{-1}$	$2.2014 \cdot 10^{-1}$	$2.2068 \cdot 10^{-1}$	$2.2057 \cdot 10^{-1}$	$2.2059 \cdot 10^{-1}$	$2.2059 \cdot 10^{-1}$
0.1	$5.1946 \cdot 10^{-1}$	$5.1264 \cdot 10^{-1}$	$5.1673 \cdot 10^{-1}$	$5.1598 \cdot 10^{-1}$	$5.1613 \cdot 10^{-1}$	$5.1610 \cdot 10^{-1}$	$5.1611 \cdot 10^{-1}$
0.2	$4.7098 \cdot 10^{-1}$	$4.4773 \cdot 10^{-1}$	$4.5514 \cdot 10^{-1}$	$4.5372 \cdot 10^{-1}$	$4.5402 \cdot 10^{-1}$	$4.5395 \cdot 10^{-1}$	$4.5397 \cdot 10^{-1}$
0.3	$3.3696 \cdot 10^{-1}$	$3.1056 \cdot 10^{-1}$	$3.1763 \cdot 10^{-1}$	$3.1627 \cdot 10^{-1}$	$3.1655 \cdot 10^{-1}$	$3.1649 \cdot 10^{-1}$	$3.1650 \cdot 10^{-1}$
0.4	$2.0581 \cdot 10^{-1}$	$1.8429 \cdot 10^{-1}$	$1.8952 \cdot 10^{-1}$	$1.8851 \cdot 10^{-1}$	$1.8872 \cdot 10^{-1}$	$1.8868 \cdot 10^{-1}$	$1.8869 \cdot 10^{-1}$
0.5	$1.0726 \cdot 10^{-1}$	$9.3306 \cdot 10^{-2}$	$9.6490 \cdot 10^{-2}$	$9.5870 \cdot 10^{-2}$	$9.6001 \cdot 10^{-2}$	$9.5972 \cdot 10^{-2}$	$9.5979 \cdot 10^{-2}$
0.6	$4.5848 \cdot 10^{-2}$	$3.8656 \cdot 10^{-2}$	$4.0225 \cdot 10^{-2}$	$3.9918 \cdot 10^{-2}$	$3.9983 \cdot 10^{-2}$	$3.9968 \cdot 10^{-2}$	$3.9972 \cdot 10^{-2}$
0.7	$1.4636 \cdot 10^{-2}$	$1.1901 \cdot 10^{-2}$	$1.2479 \cdot 10^{-2}$	$1.2365 \cdot 10^{-2}$	$1.2390 \cdot 10^{-2}$	$1.2384 \cdot 10^{-2}$	$1.2385 \cdot 10^{-2}$
0.8	$2.7935 \cdot 10^{-3}$	$2.1669 \cdot 10^{-3}$	$2.2968 \cdot 10^{-3}$	$2.2710 \cdot 10^{-3}$	$2.2765 \cdot 10^{-3}$	$2.2753 \cdot 10^{-3}$	$2.2756 \cdot 10^{-3}$
0.9	$1.5488 \cdot 10^{-4}$	$1.1138 \cdot 10^{-4}$	$1.2032 \cdot 10^{-4}$	$1.1852 \cdot 10^{-4}$	$1.1891 \cdot 10^{-4}$	$1.1882 \cdot 10^{-4}$	$1.1884 \cdot 10^{-4}$

Table 25: NLO distribution of the u_v quark with MRST input evolved with CANDIA

$xu_v(x)$ CANDIA evolution at NNLO, MRST input, $\mu_0 = 1$ GeV, $Q = \mu_F = \mu_R = 100$ GeV							
x	$xu_v(x)_{asymp}^{CANDIA}$	$\kappa = 2$	$\kappa = 3$	$\kappa = 4$	$\kappa = 5$	$\kappa = 6$	$\kappa = 7$
$1e-05$	$1.2678 \cdot 10^{-2}$	$1.3052 \cdot 10^{-2}$	$1.2939 \cdot 10^{-2}$	$1.2940 \cdot 10^{-2}$	$1.2945 \cdot 10^{-2}$	$1.2944 \cdot 10^{-2}$	$1.2944 \cdot 10^{-2}$
0.0001	$2.9047 \cdot 10^{-2}$	$2.9858 \cdot 10^{-2}$	$2.9616 \cdot 10^{-2}$	$2.9627 \cdot 10^{-2}$	$2.9636 \cdot 10^{-2}$	$2.9634 \cdot 10^{-2}$	$2.9634 \cdot 10^{-2}$
0.001	$7.3813 \cdot 10^{-2}$	$7.5701 \cdot 10^{-2}$	$7.5337 \cdot 10^{-2}$	$7.5391 \cdot 10^{-2}$	$7.5399 \cdot 10^{-2}$	$7.5395 \cdot 10^{-2}$	$7.5395 \cdot 10^{-2}$
0.01	$2.1492 \cdot 10^{-1}$	$2.2015 \cdot 10^{-1}$	$2.1997 \cdot 10^{-1}$	$2.2009 \cdot 10^{-1}$	$2.2008 \cdot 10^{-1}$	$2.2007 \cdot 10^{-1}$	$2.2007 \cdot 10^{-1}$
0.1	$5.2810 \cdot 10^{-1}$	$5.2525 \cdot 10^{-1}$	$5.2612 \cdot 10^{-1}$	$5.2599 \cdot 10^{-1}$	$5.2597 \cdot 10^{-1}$	$5.2598 \cdot 10^{-1}$	$5.2598 \cdot 10^{-1}$
0.2	$4.8293 \cdot 10^{-1}$	$4.6760 \cdot 10^{-1}$	$4.6869 \cdot 10^{-1}$	$4.6841 \cdot 10^{-1}$	$4.6841 \cdot 10^{-1}$	$4.6842 \cdot 10^{-1}$	$4.6842 \cdot 10^{-1}$
0.3	$3.4556 \cdot 10^{-1}$	$3.2689 \cdot 10^{-1}$	$3.2781 \cdot 10^{-1}$	$3.2753 \cdot 10^{-1}$	$3.2753 \cdot 10^{-1}$	$3.2755 \cdot 10^{-1}$	$3.2755 \cdot 10^{-1}$
0.4	$2.0973 \cdot 10^{-1}$	$1.9409 \cdot 10^{-1}$	$1.9473 \cdot 10^{-1}$	$1.9451 \cdot 10^{-1}$	$1.9452 \cdot 10^{-1}$	$1.9453 \cdot 10^{-1}$	$1.9453 \cdot 10^{-1}$
0.5	$1.0794 \cdot 10^{-1}$	$9.7714 \cdot 10^{-2}$	$9.8084 \cdot 10^{-2}$	$9.7952 \cdot 10^{-2}$	$9.7958 \cdot 10^{-2}$	$9.7964 \cdot 10^{-2}$	$9.7963 \cdot 10^{-2}$
0.6	$4.5227 \cdot 10^{-2}$	$3.9989 \cdot 10^{-2}$	$4.0165 \cdot 10^{-2}$	$4.0101 \cdot 10^{-2}$	$4.0104 \cdot 10^{-2}$	$4.0107 \cdot 10^{-2}$	$4.0106 \cdot 10^{-2}$
0.7	$1.4011 \cdot 10^{-2}$	$1.2057 \cdot 10^{-2}$	$1.2121 \cdot 10^{-2}$	$1.2097 \cdot 10^{-2}$	$1.2098 \cdot 10^{-2}$	$1.2099 \cdot 10^{-2}$	$1.2099 \cdot 10^{-2}$
0.8	$2.5508 \cdot 10^{-3}$	$2.1205 \cdot 10^{-3}$	$2.1343 \cdot 10^{-3}$	$2.1291 \cdot 10^{-3}$	$2.1294 \cdot 10^{-3}$	$2.1297 \cdot 10^{-3}$	$2.1296 \cdot 10^{-3}$
0.9	$1.2957 \cdot 10^{-4}$	$1.0200 \cdot 10^{-4}$	$1.0290 \cdot 10^{-4}$	$1.0257 \cdot 10^{-4}$	$1.0258 \cdot 10^{-4}$	$1.0260 \cdot 10^{-4}$	$1.0260 \cdot 10^{-4}$

Table 26: NNLO u_v quark distribution evolved with CANDIA using the MRST input.

$xg(x)$ CANDIA evolution at NLO, MRST input, $\mu_0 = 1$ GeV, $Q = \mu_F = \mu_R = 100$ GeV							
x	$xg(x)_{\text{asympt}}^{\text{CANDIA}}$	$\kappa = 1$	$\kappa = 2$	$\kappa = 3$	$\kappa = 4$	$\kappa = 5$	$\kappa = 6$
$1e-05$	$1.9288 \cdot 10^{+2}$	$1.8441 \cdot 10^{+2}$	$1.9429 \cdot 10^{+2}$	$1.9262 \cdot 10^{+2}$	$1.9293 \cdot 10^{+2}$	$1.9287 \cdot 10^{+2}$	$1.9288 \cdot 10^{+2}$
0.0001	$8.1300 \cdot 10^{+1}$	$7.9222 \cdot 10^{+1}$	$8.1613 \cdot 10^{+1}$	$8.1245 \cdot 10^{+1}$	$8.1310 \cdot 10^{+1}$	$8.1297 \cdot 10^{+1}$	$8.1300 \cdot 10^{+1}$
0.001	$2.9001 \cdot 10^{+1}$	$2.8675 \cdot 10^{+1}$	$2.9043 \cdot 10^{+1}$	$2.8995 \cdot 10^{+1}$	$2.9002 \cdot 10^{+1}$	$2.9001 \cdot 10^{+1}$	$2.9001 \cdot 10^{+1}$
0.01	$7.8335 \cdot 10^{+0}$	$7.8282 \cdot 10^{+0}$	$7.8328 \cdot 10^{+0}$	$7.8339 \cdot 10^{+0}$	$7.8334 \cdot 10^{+0}$	$7.8336 \cdot 10^{+0}$	$7.8335 \cdot 10^{+0}$
0.1	$9.3962 \cdot 10^{-1}$	$9.4520 \cdot 10^{-1}$	$9.3881 \cdot 10^{-1}$	$9.3976 \cdot 10^{-1}$	$9.3959 \cdot 10^{-1}$	$9.3963 \cdot 10^{-1}$	$9.3962 \cdot 10^{-1}$
0.2	$2.7632 \cdot 10^{-1}$	$2.7832 \cdot 10^{-1}$	$2.7605 \cdot 10^{-1}$	$2.7636 \cdot 10^{-1}$	$2.7631 \cdot 10^{-1}$	$2.7632 \cdot 10^{-1}$	$2.7632 \cdot 10^{-1}$
0.3	$9.1622 \cdot 10^{-2}$	$9.2347 \cdot 10^{-2}$	$9.1533 \cdot 10^{-2}$	$9.1635 \cdot 10^{-2}$	$9.1619 \cdot 10^{-2}$	$9.1622 \cdot 10^{-2}$	$9.1622 \cdot 10^{-2}$
0.4	$2.9629 \cdot 10^{-2}$	$2.9876 \cdot 10^{-2}$	$2.9600 \cdot 10^{-2}$	$2.9633 \cdot 10^{-2}$	$2.9628 \cdot 10^{-2}$	$2.9629 \cdot 10^{-2}$	$2.9629 \cdot 10^{-2}$
0.5	$8.6249 \cdot 10^{-3}$	$8.6999 \cdot 10^{-3}$	$8.6170 \cdot 10^{-3}$	$8.6260 \cdot 10^{-3}$	$8.6248 \cdot 10^{-3}$	$8.6249 \cdot 10^{-3}$	$8.6249 \cdot 10^{-3}$
0.6	$2.0714 \cdot 10^{-3}$	$2.0901 \cdot 10^{-3}$	$2.0697 \cdot 10^{-3}$	$2.0716 \cdot 10^{-3}$	$2.0714 \cdot 10^{-3}$	$2.0714 \cdot 10^{-3}$	$2.0714 \cdot 10^{-3}$
0.7	$3.5704 \cdot 10^{-4}$	$3.6038 \cdot 10^{-4}$	$3.5677 \cdot 10^{-4}$	$3.5707 \cdot 10^{-4}$	$3.5704 \cdot 10^{-4}$	$3.5704 \cdot 10^{-4}$	$3.5704 \cdot 10^{-4}$
0.8	$3.2860 \cdot 10^{-5}$	$3.3189 \cdot 10^{-5}$	$3.2839 \cdot 10^{-5}$	$3.2861 \cdot 10^{-5}$	$3.2861 \cdot 10^{-5}$	$3.2860 \cdot 10^{-5}$	$3.2860 \cdot 10^{-5}$
0.9	$6.4223 \cdot 10^{-7}$	$6.4990 \cdot 10^{-7}$	$6.4192 \cdot 10^{-7}$	$6.4218 \cdot 10^{-7}$	$6.4225 \cdot 10^{-7}$	$6.4222 \cdot 10^{-7}$	$6.4223 \cdot 10^{-7}$

Table 27: NLO gluon density with MRST input, evolved with CANDIA.

$xg(x)$ CANDIA evolution at NNLO, MRST input, $\mu_0 = 1$ GeV, $Q = \mu_F = \mu_R = 100$ GeV							
x	$xg(x)_{\text{asympt}}^{\text{CANDIA}}$	$\kappa = 2$	$\kappa = 3$	$\kappa = 4$	$\kappa = 5$	$\kappa = 6$	$\kappa = 7$
$1e-05$	$1.6068 \cdot 10^{+2}$	$1.5727 \cdot 10^{+2}$	$1.6089 \cdot 10^{+2}$	$1.6075 \cdot 10^{+2}$	$1.6063 \cdot 10^{+2}$	$1.6066 \cdot 10^{+2}$	$1.6066 \cdot 10^{+2}$
0.0001	$7.1188 \cdot 10^{+1}$	$7.0542 \cdot 10^{+1}$	$7.1229 \cdot 10^{+1}$	$7.1197 \cdot 10^{+1}$	$7.1176 \cdot 10^{+1}$	$7.1181 \cdot 10^{+1}$	$7.1181 \cdot 10^{+1}$
0.001	$2.6591 \cdot 10^{+1}$	$2.6526 \cdot 10^{+1}$	$2.6596 \cdot 10^{+1}$	$2.6591 \cdot 10^{+1}$	$2.6589 \cdot 10^{+1}$	$2.6590 \cdot 10^{+1}$	$2.6590 \cdot 10^{+1}$
0.01	$7.5377 \cdot 10^{+0}$	$7.5426 \cdot 10^{+0}$	$7.5373 \cdot 10^{+0}$	$7.5374 \cdot 10^{+0}$	$7.5377 \cdot 10^{+0}$	$7.5376 \cdot 10^{+0}$	$7.5376 \cdot 10^{+0}$
0.1	$9.8748 \cdot 10^{-1}$	$9.8964 \cdot 10^{-1}$	$9.8738 \cdot 10^{-1}$	$9.8748 \cdot 10^{-1}$	$9.8755 \cdot 10^{-1}$	$9.8753 \cdot 10^{-1}$	$9.8753 \cdot 10^{-1}$
0.2	$3.0191 \cdot 10^{-1}$	$3.0265 \cdot 10^{-1}$	$3.0188 \cdot 10^{-1}$	$3.0192 \cdot 10^{-1}$	$3.0194 \cdot 10^{-1}$	$3.0193 \cdot 10^{-1}$	$3.0193 \cdot 10^{-1}$
0.3	$1.0210 \cdot 10^{-1}$	$1.0235 \cdot 10^{-1}$	$1.0210 \cdot 10^{-1}$	$1.0211 \cdot 10^{-1}$	$1.0211 \cdot 10^{-1}$	$1.0211 \cdot 10^{-1}$	$1.0211 \cdot 10^{-1}$
0.4	$3.3271 \cdot 10^{-2}$	$3.3345 \cdot 10^{-2}$	$3.3270 \cdot 10^{-2}$	$3.3274 \cdot 10^{-2}$	$3.3275 \cdot 10^{-2}$	$3.3275 \cdot 10^{-2}$	$3.3275 \cdot 10^{-2}$
0.5	$9.6593 \cdot 10^{-3}$	$9.6776 \cdot 10^{-3}$	$9.6592 \cdot 10^{-3}$	$9.6606 \cdot 10^{-3}$	$9.6607 \cdot 10^{-3}$	$9.6607 \cdot 10^{-3}$	$9.6607 \cdot 10^{-3}$
0.6	$2.2882 \cdot 10^{-3}$	$2.2915 \cdot 10^{-3}$	$2.2882 \cdot 10^{-3}$	$2.2885 \cdot 10^{-3}$	$2.2885 \cdot 10^{-3}$	$2.2885 \cdot 10^{-3}$	$2.2885 \cdot 10^{-3}$
0.7	$3.8337 \cdot 10^{-4}$	$3.8368 \cdot 10^{-4}$	$3.8339 \cdot 10^{-4}$	$3.8345 \cdot 10^{-4}$	$3.8343 \cdot 10^{-4}$	$3.8343 \cdot 10^{-4}$	$3.8343 \cdot 10^{-4}$
0.8	$3.3492 \cdot 10^{-5}$	$3.3487 \cdot 10^{-5}$	$3.3495 \cdot 10^{-5}$	$3.3501 \cdot 10^{-5}$	$3.3497 \cdot 10^{-5}$	$3.3498 \cdot 10^{-5}$	$3.3498 \cdot 10^{-5}$
0.9	$5.8939 \cdot 10^{-7}$	$5.8839 \cdot 10^{-7}$	$5.8951 \cdot 10^{-7}$	$5.8960 \cdot 10^{-7}$	$5.8947 \cdot 10^{-7}$	$5.8950 \cdot 10^{-7}$	$5.8950 \cdot 10^{-7}$

Table 28: NNLO gluon density evolved with CANDIA using the MRST input.

$d\sigma^{NLO}/dQ$ [pb/GeV] with MRST input, $\mu_0^2 = 1.25 \text{ GeV}^2$, CANDIA evolution, $\mu_R = \mu_F = Q$, $\sqrt{S} = 14 \text{ TeV}$							
Q	σ_{NLO} asym.	$\kappa = 1$	$\kappa = 2$	$\kappa = 3$	$\kappa = 4$	$\kappa = 5$	$\kappa = 6$
50.0000	$6.8121 \cdot 10^{+0}$	$7.0043 \cdot 10^{+0}$	$6.7706 \cdot 10^{+0}$	$6.8020 \cdot 10^{+0}$	$6.7972 \cdot 10^{+0}$	$6.7980 \cdot 10^{+0}$	$6.7978 \cdot 10^{+0}$
60.0469	$4.1554 \cdot 10^{+0}$	$4.2645 \cdot 10^{+0}$	$4.1317 \cdot 10^{+0}$	$4.1495 \cdot 10^{+0}$	$4.1468 \cdot 10^{+0}$	$4.1473 \cdot 10^{+0}$	$4.1472 \cdot 10^{+0}$
70.0938	$3.8112 \cdot 10^{+0}$	$3.9073 \cdot 10^{+0}$	$3.7916 \cdot 10^{+0}$	$3.8071 \cdot 10^{+0}$	$3.8047 \cdot 10^{+0}$	$3.8051 \cdot 10^{+0}$	$3.8051 \cdot 10^{+0}$
80.1407	$7.9374 \cdot 10^{+0}$	$8.1327 \cdot 10^{+0}$	$7.9013 \cdot 10^{+0}$	$7.9327 \cdot 10^{+0}$	$7.9278 \cdot 10^{+0}$	$7.9287 \cdot 10^{+0}$	$7.9285 \cdot 10^{+0}$
90.1876	$3.0658 \cdot 10^{+2}$	$3.1385 \cdot 10^{+2}$	$3.0529 \cdot 10^{+2}$	$3.0646 \cdot 10^{+2}$	$3.0627 \cdot 10^{+2}$	$3.0630 \cdot 10^{+2}$	$3.0630 \cdot 10^{+2}$
91.1876	$5.0243 \cdot 10^{+2}$	$5.1429 \cdot 10^{+2}$	$5.0033 \cdot 10^{+2}$	$5.0223 \cdot 10^{+2}$	$5.0193 \cdot 10^{+2}$	$5.0198 \cdot 10^{+2}$	$5.0197 \cdot 10^{+2}$
120.0701	$9.5681 \cdot 10^{-1}$	$9.7592 \cdot 10^{-1}$	$9.5264 \cdot 10^{-1}$	$9.5582 \cdot 10^{-1}$	$9.5531 \cdot 10^{-1}$	$9.5540 \cdot 10^{-1}$	$9.5538 \cdot 10^{-1}$
146.0938	$2.6563 \cdot 10^{-1}$	$2.7026 \cdot 10^{-1}$	$2.6442 \cdot 10^{-1}$	$2.6522 \cdot 10^{-1}$	$2.6509 \cdot 10^{-1}$	$2.6511 \cdot 10^{-1}$	$2.6511 \cdot 10^{-1}$
172.1175	$1.1382 \cdot 10^{-1}$	$1.1558 \cdot 10^{-1}$	$1.1328 \cdot 10^{-1}$	$1.1360 \cdot 10^{-1}$	$1.1355 \cdot 10^{-1}$	$1.1356 \cdot 10^{-1}$	$1.1355 \cdot 10^{-1}$
200.0000	$5.5942 \cdot 10^{-2}$	$5.6694 \cdot 10^{-2}$	$5.5662 \cdot 10^{-2}$	$5.5805 \cdot 10^{-2}$	$5.5782 \cdot 10^{-2}$	$5.5786 \cdot 10^{-2}$	$5.5785 \cdot 10^{-2}$

Table 29: Drell-Yan cross section at NLO computed with the MRST parametric input ($\mu_0^2 = 1.25 \text{ GeV}^2$) and the evolution performed using CANDIA. Shown are the cross sections for the truncated solutions and the asymptotic cross section.

$d\sigma^{NNLO}/dQ$ [pb/GeV] with MRST input, $\mu_0^2 = 1.25 \text{ GeV}^2$, CANDIA evolution, $\mu_R = \mu_F = Q$, $\sqrt{S} = 14 \text{ TeV}$							
Q	σ_{NNLO} asym.	$\kappa = 2$	$\kappa = 3$	$\kappa = 4$	$\kappa = 5$	$\kappa = 6$	$\kappa = 7$
50.0000	$6.4940 \cdot 10^{+0}$	$6.5052 \cdot 10^{+0}$	$6.4758 \cdot 10^{+0}$	$6.4807 \cdot 10^{+0}$	$6.4805 \cdot 10^{+0}$	$6.4803 \cdot 10^{+0}$	$6.4804 \cdot 10^{+0}$
60.0469	$3.9989 \cdot 10^{+0}$	$4.0040 \cdot 10^{+0}$	$3.9886 \cdot 10^{+0}$	$3.9911 \cdot 10^{+0}$	$3.9911 \cdot 10^{+0}$	$3.9910 \cdot 10^{+0}$	$3.9910 \cdot 10^{+0}$
70.0938	$3.6948 \cdot 10^{+0}$	$3.6995 \cdot 10^{+0}$	$3.6868 \cdot 10^{+0}$	$3.6888 \cdot 10^{+0}$	$3.6888 \cdot 10^{+0}$	$3.6887 \cdot 10^{+0}$	$3.6887 \cdot 10^{+0}$
80.1407	$7.6740 \cdot 10^{+0}$	$7.6871 \cdot 10^{+0}$	$7.6600 \cdot 10^{+0}$	$7.6641 \cdot 10^{+0}$	$7.6642 \cdot 10^{+0}$	$7.6640 \cdot 10^{+0}$	$7.6640 \cdot 10^{+0}$
90.1876	$2.9335 \cdot 10^{+2}$	$2.9395 \cdot 10^{+2}$	$2.9283 \cdot 10^{+2}$	$2.9299 \cdot 10^{+2}$	$2.9299 \cdot 10^{+2}$	$2.9299 \cdot 10^{+2}$	$2.9299 \cdot 10^{+2}$
91.1876	$4.8027 \cdot 10^{+2}$	$4.8124 \cdot 10^{+2}$	$4.7940 \cdot 10^{+2}$	$4.7966 \cdot 10^{+2}$	$4.7967 \cdot 10^{+2}$	$4.7966 \cdot 10^{+2}$	$4.7966 \cdot 10^{+2}$
120.0701	$9.0552 \cdot 10^{-1}$	$9.0678 \cdot 10^{-1}$	$9.0326 \cdot 10^{-1}$	$9.0373 \cdot 10^{-1}$	$9.0376 \cdot 10^{-1}$	$9.0373 \cdot 10^{-1}$	$9.0373 \cdot 10^{-1}$
146.0938	$2.5318 \cdot 10^{-1}$	$2.5334 \cdot 10^{-1}$	$2.5243 \cdot 10^{-1}$	$2.5255 \cdot 10^{-1}$	$2.5256 \cdot 10^{-1}$	$2.5255 \cdot 10^{-1}$	$2.5255 \cdot 10^{-1}$
172.1175	$1.0963 \cdot 10^{-1}$	$1.0963 \cdot 10^{-1}$	$1.0927 \cdot 10^{-1}$	$1.0931 \cdot 10^{-1}$	$1.0932 \cdot 10^{-1}$	$1.0931 \cdot 10^{-1}$	$1.0931 \cdot 10^{-1}$
200.0000	$5.4572 \cdot 10^{-2}$	$5.4533 \cdot 10^{-2}$	$5.4367 \cdot 10^{-2}$	$5.4388 \cdot 10^{-2}$	$5.4390 \cdot 10^{-2}$	$5.4389 \cdot 10^{-2}$	$5.4389 \cdot 10^{-2}$

Table 30: NNLO Drell-Yan cross section with the MRST initial conditions and the evolution performed with CANDIA. We present the results for the various truncated solutions and for the asymptotic one.

References

- [1] P. Langacker and M. Luo, Phys. Rev. **D 45** (1992) 278; F. Del Aguila, M. Cvetič and P. Langacker, “Reconstruction of the extended gauge structure from Z-prime observables at future colliders”, Phys.Rev. **D52** (1995) 37; M. Cvetič, S. Godfrey, “Discovery and identification of extra gauge bosons”, In *Barklow, T.L. (ed.) et al.: “Electroweak symmetry breaking and new physics at the TeV scale” 383, **hep-ph/9504216**; M. Dittmar, A.S. Nicollérat, A. Djouadi, “Z-prime studies at the LHC: An Update”, Phys.Lett. **B583**:111-120,2004.
- [2] M. Carena, A. Daleo, B.A. Dobrescu and T.M.P. Tait, “Z-prime gauge bosons at the Tevatron”, Phys.Rev. **D70**:093009,2004; D. Feldman, Z. Liu and P. Nath “The Stueckelberg Z Prime at the LHC: Discovery Potential, Signature Spaces and Model Discrimination”, JHEP **0611**:007, 2006; D. Feldman, Z. Liu, P. Nath, “Probing a very narrow Z-prime boson with CDF and D0 data”, Phys.Rev.Lett.**97**,021801, (2006).
- [3] A. Leike, “The Phenomenology of extra neutral gauge bosons”, Phys.Rept. **317** (1999) 143, **hep-ph/9805494**.
- [4] A. E. Faraggi “Phenomenological aspects of M theory”, in “Beyond the Desert 02”, **hep-th/0208125**;
- [5] C. Corianò, N. Irges, “Windows over a new Low Energy Axion”, **hep-ph/0612140**. P. Anastasopoulos, M. Bianchi, E. Dudas, E. Kiritsis, “Anomalies, anomalous U(1)’s and generalized Chern-Simons terms”, JHEP 0611, 057 (2006). E. Kiritsis, “D-branes in standard model building, gravity and cosmology”, Fortsch.Phys.**52** 200, (2004).
- [6] A Tricoli, A. Cooper-Sarkar and C. Gwenlan, “Uncertainties on W and Z production at the LHC”,**hep-ex/0509002**,
- [7] G. Sterman, “Approaching the final state in perturbative QCD”, Int.J.Mod.Phys.**A18** 4329,(2003), Annales Henri Poincaré **4**, S259 (2003), **hep-ph/0301243** .
- [8] S. Catani, D. de Florian, M. Grazzini, P. Nason, “Soft gluon resummation for Higgs boson production at hadron colliders”, JHEP **0307** 028, (2003); G. Corcella and L. Magnea, “Soft-gluon resummation effects on parton distributions”, Phys.Rev.**72**,074017, (2005); V. Ravindran, J. Smith, W.L. van Neerven, “QCD threshold corrections to di-lepton and Higgs rapidity distributions beyond N**2 LO”, **hep-ph/0608308**.

- [9] S.I. Alekhin, Phys.Rev.**D 68**, 014002, (2003); S.I. Alekhin, Eur.Phys.J. **C 10**, 395, (1999);
- [10] A.D. Martin, R.G. Roberts, W.J. Stirling and R.S. Thorne, Eur.Phys.J. **C 23**, 73 (2002); Phys.Lett.**B 531**, 216 (2002).
- [11] S. Moch, J. Vermaseren and A. Vogt, Nucl. Phys. **B 688**, 101, (2004); Nucl. Phys. **B 691**, 129, (2004).
- [12] R. Hamberg, W.L. van Neerven, T. Matsuura, Nucl.Phys. **B 359** 343, (1991), Erratum-ibid.**B 644** 403, (2002). W. Van Neerven and A. Vogt, Nucl.Phys. **B 603**, 42, (2001); Nucl.Phys. **B 588**, 345, (2000).
- [13] C. Anastasiou, L. J. Dixon, K. Melnikov and F. Petriello Phys.Rev. **D 69**, 094008, (2004).
- [14] A. Cafarella, C. Corianò, M. Guzzi Nucl.Phys. **B 748**, 253, (2006); A. Cafarella and C. Corianò, Comput.Phys.Commun. **160**, 213, (2004).
- [15] M. Buza, Y. Matiounine, J. Smith, W.L. van Neerven Eur.Phys.J. **C 1**, 301, (1998)
- [16] R.S. Thorne, R.G. Roberts, Phys. Rev. **D 57** (1998) 6871.
- [17] J. C.Collins and W. K. Tung Nucl. Phys. **B 278**, 934 (1986).
- [18] R.K. Ellis, Z. Kunszt, E.M. Levin Nucl.Phys. **B 420**, 517, (1994), Erratum-ibid. **B 433**, 498, (1995).
- [19] A. Vogt, Comput.Phys.Commun. **170** 65, (2005).
- [20] W. Furmanski, R. Petronzio Z. Phys. **C 11**, 293, (1982).
- [21] The QCD / SM working group: Summary report. W. Giele et al, hep-ph/0204316, (2002)
- [22] Working Group I: Parton distributions: Summary report for the HERA LHC Workshop Proceedings. M. Dittmar et al, hep-ph/0511119, (2005)
- [23] U. Baur, O. Brein, W. Hollik, C. Schappacher and D. Wackeroth, Phys. Rev. D **65**, 033007 (2002); V.A. Zykunov, hep-ph/0702203 (2007).
- [24] U. Baur, S. Keller and W.K. Sakumoto, Phys. Rev. D **57**, 199 (1998); U. Baur, S. Keller and D. Wackeroth, Phys. Rev. D **59**, 013002 (1999); S. Dittmaier and M. Kramer, Phys. Rev. D **65**, 073007 (2002); U. Baur and D. Wackeroth, Nucl. Phys. Proc. Suppl. **116**, 159 (2003); C.M. Carloni Calame, G. Montagna, O. Nicrosini, A. Vicini, JHEP **0612**, 016 (2006);

- [25] Lai, H. L. et al., Eur. Phys. J. **C 12**, 375 (2000).
- [26] R.V. Harlander and W.B. Kilgore, Phys. Rev. Lett. **88** 201801, (2002); A. Cafarella, C. Corianò, M. Guzzi, J. Smith Eur.Phys.J.**C 47** 703, (2006).
- [27] A.D. Martin, R.G. Roberts, W.J. Stirling and R.S. Thorne, Eur.Phys.J. **C 28**, 455, (2003); A.D. Martin, R.G. Roberts, W.J. Stirling and R.S. Thorne, Eur.Phys.J. **C 35**, 325, (2004);