

Hunting a light CP-odd non-standard Higgs boson through its tauonic decay at a (Super) B factory *

Esteban Fullana^a and Miguel-Angel Sanchis-Lozano^{a,b†}

^a*Instituto de Física Corpuscular (IFIC) and ^bDepartamento de Física Teórica
Centro Mixto Universidad de Valencia-CSIC, Dr. Moliner 50, E-46100 Burjassot, Valencia (Spain)*

Several scenarios beyond the minimal extension of the Standard Model still allow light non-standard Higgs bosons evading LEP bounds. We examine the mixing between a light CP-odd Higgs boson and η_b states and its implications on a slight (but observable) lepton universality breaking in Upsilon decays which could be measured at the percent level at a (Super) B factory.

1. Introduction

With the advent of the LHC era, the search for signals of New Physics (NP) beyond the Standard Model (SM) is definitely becoming one of the hottest topics in elementary particle physics. On the other hand, it is widely recognized that the high-energy frontier of discovery has to be complemented by high-precision experiments at lower energies - like those performed at high luminosity B factories - providing valuable information for conducting search strategies at the LHC and the ILC.

The relevance of (radiative) decays of the Υ resonance in the quest for (pseudo)scalar non-standard particles was soon recognized after its discovery [1,2,3], quickly followed by experimental searches [4,5,6] which, however, have yielded negative results so far. (No further confirmation was found for a narrow state claimed by Crystal Ball with a mass around 8.3 GeV.) Basically, in all these searches a monochromatic photon was expected (for a narrow Higgs boson) but no peak was observed in the photon spectrum and, therefore, narrow intermediate states were excluded in the analysis.

As argued in this paper, mixing between 1S_0 bottomonium states and a light CP-odd Higgs boson (A^0) would imply broader intermediate states, e.g. in $\Upsilon \rightarrow \gamma A^0 (\rightarrow \tau^+ \tau^-)$ decays, yielding rather non-monochromatic radiated photons. Thus, any photon signal peak would be smeared and probably swallowed up in the background rendering difficult the experimental observation in this way. Nevertheless, NP might still show up as a (slight) breaking of lepton universality (LU) in Υ decays as advocated in [7,8,9].

From a theoretical viewpoint, the existence of a light pseudoscalar Higgs is not unexpected in certain non-minimal extensions of the SM. As an especially appealing example, the next-to-minimal supersymmetric standard model (NMSSM) gets a gauge singlet added to the MSSM two-doublet Higgs sector, leading to seven physical Higgs bosons, five of them neutral including two pseudoscalars [10]. In the limit of either slightly broken R or Peccei-Quinn symmetries, the lightest CP-odd Higgs would be naturally light [11,12], requiring the smallest degree of fine tuning [13].

The possibility of light Higgs particles can be extended to scenarios with more than one gauge singlet [14], and even to the MSSM with a CP-violating Higgs sector [15,16] as LEP bounds can be then evaded [17,18]. The parameter regions in these models are far more extensive than in the MSSM, with significant phenomenological consequences. Moreover, also Little Higgs models have an extended structure of global symmetries (among which there can appear $U(1)$ factors) broken both spontaneously and explicitly, leading to possible light pseudoscalar particles in the Higgs spectrum. The mass of such pseudoaxions is, in fact, not predicted by the model and small values are allowed even becoming of the order of few GeV [17].

Quite interestingly, the authors of [19] interpret the LEP event excess as a signal of a SM-like Higgs decaying dominantly into τ 's via two light pseudoscalars. In Ref. [20] a thorough analysis of the radiative decay of the Υ resonance into a pseudoscalar Higgs can be found, except for a mass range close to the resonance which is the main object of the present study. Let us also mention the exciting connection with possible light neutralino dark matter within the NMSSM [21] and its detection at B factories [22].

*Report:IFIC/07-11,FTUV-07-0217; Research under grants: FPA-2003-09229-C01, FPA2005-01678 and GVACOMP2006

†Email:Miguel.Angel.Sanchis@uv.es

In this investigation we consider 3S_1 bottomonium states below the $B\bar{B}$ threshold undergoing a radiative decay yielding a light non-standard Higgs boson denoted as A^0 . The latter particle can decay into a lepton pair with a sizeable BF if its coupling to fermions is enhanced enough according to some scenarios beyond the SM. As emphasized in [8,9,23], the NP contribution would be unwittingly ascribed to the Υ tauonic channel thereby breaking LU³ if the (not necessarily soft) radiated photon escapes undetected in the experiment. Let us remark that higher-order decays within the SM breaking LU (like Z^0 -exchange annihilation or two-photon (one-loop) annihilation of intermediate η_b states into leptons [2]) are negligible.

Basically, two radiative decay modes of Upsilon resonances will be considered in our analysis:

- i) *Non-resonant decay:* Υ resonances can (directly) decay by emitting a photon yielding a final-state A^0 , which subsequently decays into a $\tau^+\tau^-$ pair

$$\Upsilon(nS) \rightarrow \gamma A^0 (\rightarrow \tau^+\tau^-) \quad (1)$$

If bound-state effects are neglected this channel corresponds to the leading-order Wilczek mechanism [1]

- ii) *Resonant decay:* This mechanism should be relevant when the A^0 mass (m_{A^0}) and the η_b mass (m_{η_b}) are close enough. A magnetic dipole (either allowed or hindered) transition from the $\Upsilon(nS)$ (see Fig.1) would yield an intermediate almost on-shell $\eta_b(n')$ state ($n \geq n'$), followed by its annihilation into $\tau^+\tau^-$ through the postulated CP-odd Higgs boson

$$\Upsilon(nS) \rightarrow \gamma \eta_b(n'S) (\rightarrow A^{0*} \rightarrow \tau^+\tau^-) \quad (2)$$

In section 4 we will take into account the mixing between the η_b and the pseudoscalar boson A^0 following the guidelines of Ref. [28], but updating several inputs from the bottomonium and Higgs sectors. As we shall see, mixing can affect significantly both decay modes i) and ii).

For our theoretical estimates we will assume that fermions couple to the A^0 field according to the interaction term

$$\mathcal{L}_{int}^{ff} = -X_f \frac{A^0}{v} m_f \bar{f}(i\gamma_5)f$$

³Let us remind that the leptonic width as expressed in Ref.[25] is, in fact, an inclusive quantity with a sum over an infinite number of photons

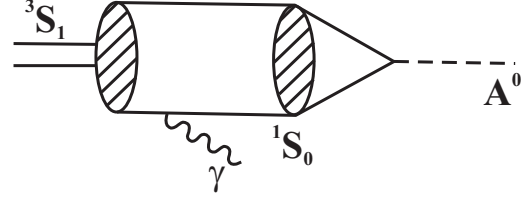


Figure 1. Schematic view of $\Upsilon \rightarrow \gamma A^0$ through an intermediate spin-singlet (η_b).

in the effective Lagrangian, with the vacuum expectation value $v \simeq 246$ GeV; X_f depends on the fermion type, whose mass is denoted by m_f . In a 2HDM of type II [10]: $X_d = \tan\beta$ for down-type fermions (where $\tan\beta$ stands for the ratio of two Higgs doublet vacuum expectation values) and $X_u = \cot\beta$ for up-type fermions. Large values of $\tan\beta$ would imply a large coupling of the A^0 to the bottom quark but a small coupling to the charm quark. This fact implies that the Higgs-mediated contributions would only affect bottomonium but not charmonium decays, so hereafter we focus on the Upsilon phenomenology.

On the other hand, in the NMSSM: $X_d = \cos\theta_A \tan\beta$, where θ_A is the mixing angle between the singlet component (which does not couple to $b\bar{b}$) and the “MSSM” component of the A^0 : $A^0 = \cos\theta_A A_{MSSM} + \sin\theta_A A_s$. Notice that for large $\tan\beta$: $\cos\theta_A \sim \sin 2\beta$ and no further increase of the coupling with $\tan\beta$ is expected in this limit!

The relative importance of the postulated NP contribution can be assessed via the ratio of leptonic BF's [24]

$$\mathcal{R}_{\tau/\ell} = \frac{\mathcal{B}_{\tau\tau} - \mathcal{B}_{\ell\ell}}{\mathcal{B}_{\ell\ell}} = \frac{\mathcal{B}_{\tau\tau}}{\mathcal{B}_{\ell\ell}} - 1 \quad (3)$$

where $\mathcal{B}_{\tau\tau}$ denotes the tauonic BF of the Υ resonance and $\mathcal{B}_{\ell\ell}$, $\ell = e, \mu$ represents either its electronic or muonic BF.

A (statistically significant) non-null value of $\mathcal{R}_{\tau/\ell}$ would imply the rejection of LU (predicting $\mathcal{R}_{\tau/\ell} \simeq 0$) and a strong argument supporting the existence of a pseudoscalar Higgs boson mediating the tauonic channel according to the channels of Eqs.(1) and (2). Table 1 shows current experimental data for the $\Upsilon(1S, 2S, 3S)$ resonances, pointing out the possibility of LU breaking at the $\lesssim 10\%$.

Table 1

Measured leptonic branching fractions $\mathcal{B}[\Upsilon(nS) \rightarrow \ell\ell]$ (in %) and error bars (summed in quadrature) of $\Upsilon(1S)$, $\Upsilon(2S)$ and $\Upsilon(3S)$ resonances (obtained from the PDG [25] and recent CLEO data [26]).

channel:	e^+e^-	$\mu^+\mu^-$	$\tau^+\tau^-$	$R_{\tau/\ell}(nS)$
$\Upsilon(1S)$	2.38 ± 0.11		2.61 ± 0.13	0.10 ± 0.07
$\Upsilon(1S)$		2.48 ± 0.06	2.61 ± 0.13	0.05 ± 0.06
$\Upsilon(2S)$	1.97 ± 0.11		2.11 ± 0.15	0.07 ± 0.09
$\Upsilon(2S)$		1.93 ± 0.17	2.11 ± 0.15	0.09 ± 0.12
$\Upsilon(3S)$	2.18 ± 0.20		2.52 ± 0.24	0.14 ± 0.14
$\Upsilon(3S)$		2.18 ± 0.21	2.52 ± 0.24	0.14 ± 0.14

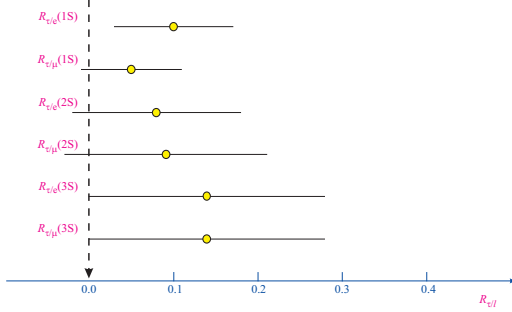


Figure 2. Plot of $R_{\tau/\ell}$ according to Table 1. A small but systematic shift towards positive values can be observed which needs confirmation however.

2. Non-resonant decay

Soon after the discovery of heavy vector mesons, Wilczek [1] put forward the exciting possibility of finding a light Higgs or an axion through the radiative decay $\Upsilon \rightarrow \gamma + H^0, A^0$. The (pseudo)scalar particle could leave the detector volume without decaying inside, or mainly decaying into charmed particles or $\tau^+\tau^-$ pairs. In either case, an experimental signature was expected to be a rather clean peak in the photon spectrum [6] due to a foreseen small Higgs boson width.

The leading-order expression for the decay width (common to CP-even and -odd particles) reads

$$\Gamma[\Upsilon \rightarrow \gamma A^0] = \frac{2\alpha Q_b^2 |R_n(0)|^2 X_d^2}{v^2} \left(1 - \frac{m_{A^0}^2}{m_\Upsilon^2}\right)$$

where $R_n(0)$ and m_Υ denote the radial wave function at the origin and mass of the $\Upsilon(nS)$ respectively; α is the fine structure constant and Q_b is the electric charge (in units of $|e|$) of the bottom quark. The above width is usually divided by the

electronic partial width $\Gamma[\Upsilon \rightarrow e^+e^-]$ to obtain a ratio R_0 [10]. Strictly speaking, the above formula is only valid when the photon energy is greater than the Υ binding energy. Actually, bound-state effects have a quite different behaviour for a scalar or a pseudoscalar Higgs, reducing the former substantially (even yielding a cancellation at a given boson mass as a consequence of the interference of two amplitudes) but leaving almost unchanged the latter - increasing R_0 by a $\sim 20\%$ [29,30]. In addition, QCD corrections (at order α_s) may reduce the ratio R_0 by a similar amount [31,32]; so we conclude that the given expression for the width should be verified for a pseudoscalar particle to an acceptable degree of accuracy. In our numerical analysis, we will not apply the relativistic corrections of Ref.[33] (only valid for $m_{A^0} \ll 8$ GeV). As obtained in [34] using the Bethe-Salpeter approach, the strongest relativistic corrections are caused by the aforementioned destructive interference, which should take place for a scalar but not for a pseudoscalar Higgs particle, as commented before.

On the other hand, the decay width of a CP-odd Higgs boson into a tauonic pair is given by

$$\Gamma[A^0 \rightarrow \tau^+\tau^-] \simeq \frac{m_\tau^2 X_d^2}{8\pi v^2} m_{A^0} (1 - 4x_\tau)^{1/2}$$

where $x_\tau = m_\tau^2/m_{A^0}^2$. Below open bottom production and above $\tau^+\tau^-$ threshold, the tauonic channel should dominate the A^0 decay even for moderate X_d (as the $c\bar{c}$ decay mode is suppressed by X_u^2 and the gluonic channel should be very small in the absence of mixing with the η_b). Assuming $\mathcal{B}[A^0 \rightarrow \tau^+\tau^-] \approx 1$, since $\mathcal{R}_{\tau/\ell} \simeq R_0 \times \mathcal{B}[A^0 \rightarrow \tau^+\tau^-]$, we have

$$\mathcal{R}_{\tau/\ell} \simeq \frac{m_\tau^2 X_d^2}{8\pi\alpha v^2} \left(1 - \frac{m_{A^0}^2}{m_\Upsilon^2}\right) \quad (4)$$

In section 4, this expression will be modified by incorporating $A^0 - \eta_b$ mixing effects.

3. Resonant decay

In Ref. [8] use was made of time-ordered perturbation theory to incorporate the effect of intermediate $b\bar{b}$ bound states in the process (2), as schematically shown in Fig.1. We found that the main contribution should come from a η_b state subsequent to a dipole magnetic (M1) transition of the Υ resonance, in agreement with [30]. Thus, the total decay width can be factorized in the narrow width approximation as [8]⁴

$$\Gamma[\Upsilon \rightarrow \gamma \ell^+ \ell^-] = \Gamma_{\Upsilon \rightarrow \gamma \eta_b}^{M1} \times \frac{\Gamma[\eta_b \rightarrow \ell^+ \ell^-]}{\Gamma_{\eta_b}} \quad (5)$$

where $\Gamma[\eta_b \rightarrow \ell^+ \ell^-]$ and Γ_{η_b} denote the leptonic width and the total width of the η_b resonance, respectively; $\Gamma_{\Upsilon \rightarrow \gamma \eta_b}^{M1}$ represents the M1 transition width. Next dividing both sides of (9) by the Υ total width, we get the cascade decay formula

$$\mathcal{B}[\Upsilon \rightarrow \gamma \ell^+ \ell^-] = \mathcal{B}[\Upsilon \rightarrow \gamma \eta_b] \times \mathcal{B}[\eta_b \rightarrow \ell^+ \ell^-]$$

The BF for a M1 transition between $\Upsilon(nS)$ and $\eta_b(n')$ states ($n' \leq n$) is given by [36]

$$\mathcal{B}[\Upsilon(nS) \rightarrow \gamma \eta_b(n'S)] = \frac{16\alpha}{3} \left(\frac{Q_b}{2m_b} \right)^2 \frac{I \cdot k^3}{\Gamma_{\Upsilon}}$$

where k is the photon energy (approximately equal to the mass difference $m_{\Upsilon(nS)} - m_{\eta_b(n'S)}$); I represents the initial and final wave functions overlap: $\langle f | j_0(kr/2) | i \rangle$ where j_0 is the spherical Bessel function. I is numerically close to unity for allowed transitions ($n = n'$) but much smaller for hindered ($n \neq n'$) transitions. As stressed in [36], however, the considerably larger photon energy k in the latter case could compensate this drawback, leading to competitive transition probabilities. Therefore $\Upsilon(2S)$ and $\Upsilon(3S)$ hindered transitions into $\eta_b(2S)$ and $\eta_b(1S)$ states have to be taken into account as potential contributions to the process (2).

The decay width of the η_b into $\tau^+ \tau^-$ mediated by a A^0 boson can be related to the electromagnetic decay of the Upsilon resonance as [8]

$$\frac{\Gamma[\eta_b \rightarrow \tau^+ \tau^-]}{\Gamma[\Upsilon \rightarrow e^+ e^-]} \simeq \frac{3m_b^4 m_\tau^2 (1 - 4x_\tau)^{1/2} X_d^2}{32\pi^2 Q_b^2 \alpha^2 \Delta M^2 v^4} \quad (6)$$

⁴A factorization alternative to Eq. (5) was also used in [8,9] based on the separation between long- and short-distance physics following the main lines of Non-Relativistic QCD [35] - albeit replacing a gluon by a photon in the usual Fock decomposition of hadronic bound states. Despite a (crude) estimate made in [8], we find difficult to assess the relevance of such a $|\eta_b^* + \gamma\rangle$ Fock component and hence we choose hereafter to base our estimates on factorization (5)

where now $x_\tau = m_\tau^2/m_{\eta_b}$, $\Delta M = |m_{A^0} - m_{\eta_b}|$ and the A^0 width was neglected. Note again that only for the tauonic mode, would the NP contribution to the Υ leptonic decay be significant. Finally one gets for the ratio (3)

$$\mathcal{R}_{\tau/\ell} \simeq \left[\frac{m_b^2 m_\tau^2 (1 - 4x_\tau)^{1/2}}{8\pi^2 \alpha v^4} \right] \times \frac{k^3 X_d^4}{\Gamma_{\eta_b} \Delta M^2} \quad (7)$$

It is interesting to compare the η_b decay rate into τ 's with the total width of the resonance Γ_{η_b} . We shall employ the asymptotic pQCD expression [38] to crudely estimate Γ_{η_b} :

$$\frac{\Gamma_{\eta_b}}{\Gamma_{\eta_c}} \simeq \frac{m_b}{m_c} \times \left[\frac{\alpha_s(\mu_b)}{\alpha_s(\mu_c)} \right]^5$$

Setting $m_b = 4.7$ GeV, $m_c = 1.5$ GeV, $\Gamma_{\eta_c} = 25.5 \pm 3.4$ MeV [25] and varying the scales μ_c (μ_b) between m_c and $2m_c$ (m_b and $2m_b$), one gets $\Gamma_{\eta_b} \simeq \Gamma[\eta_b \rightarrow gg] \sim 5 - 10$ MeV with a large uncertainty however. Actually, the full η_b width might reach several tens of MeV, damping resonance effects as can be seen from (5).

On the other hand, for large enough X_d the tauonic decay mode of the η_b becomes comparable to the hadronic mode provided by the 2 gluon channel, i.e. $\Gamma[\eta_b \rightarrow gg] \simeq \Gamma[\eta_b \rightarrow \tau^+ \tau^-]$; thus $\mathcal{B}[\eta_b \rightarrow \tau^+ \tau^-] \simeq 50\%$ and

$$\mathcal{R}_{\tau/\ell} \simeq \frac{\mathcal{B}[\Upsilon \rightarrow \gamma \eta_b]}{2\mathcal{B}_{\ell\ell}} \simeq 1 - 5 \%$$

using different typical values of $\mathcal{B}[\Upsilon \rightarrow \gamma \eta_b]$ summarized in Ref.[36]. Notice that the quest for a light Higgs particle becomes closely related to the observation of η_b states!

In fact, somewhat surprisingly no η_b states have been found so far despite intensive and lasting searches - for more than 20 years. Recently CLEO carried out a search for the $\eta_b(1S)$ and $\eta_b(2S)$ in hindered magnetic dipole transitions from the $\Upsilon(3S)$ also with negative results [39]. One can speculate [23] that this failure is partly due to a rather broad pseudoscalar 1S_0 bottomonium state as a consequence of the NP contribution, smearing the expected photon signal peak in the spectrum, which finally would be swallowed in the background.

If the NP contribution to the η_b decay is substantial, other decay modes [37], used for seeking the η_b , could have their BF's lowered with respect to the SM expectations, thereby reducing the chances of the η_b to be observed through these decay channels - moreover, a recent estimate in [40] lowers considerably these SM estimates.

4. Mixing

So far we have neglected the widths of both η_b and A^0 in the theoretical calculation of the ratio (3). However, it may happen for a light Higgs boson that the η_b and A^0 masses are close, e.g. within several Γ_{η_b} , $\Gamma_{\eta_{A^0}}$. Then, a significant mixing between the pseudoscalar resonance and a CP-odd Higgs boson should occur altering the estimates of (4) and (7). Throughout we will consider the simplified situation where the light Higgs mixes appreciably with only one $\eta_b(nS)$ resonance.

The mixing between Higgs and resonances is described by the introduction of off-diagonal elements denoted by δm^2 in the mass matrix [28]

$$\mathcal{M}_0^2 = \begin{pmatrix} m_{A^0}^2 - im_{A^0}\Gamma_{A^0} & \delta m^2 \\ \delta m^2 & m_{\eta_{b0}}^2 - im_{\eta_{b0}}\Gamma_{\eta_{b0}} \end{pmatrix}$$

where the subindex ‘0’ indicates unmixed states. The off-diagonal element δm^2 can be computed within the framework of a nonrelativistic quark potential model. For the pseudoscalar case under study, one can write

$$\delta m^2 = \left(\frac{3m_{\eta_b}^3}{4\pi v^2} \right)^{1/2} |R_{\eta_b}(0)| \times X_d \quad (8)$$

Notice that δm^2 is proportional to X_d ; moderate/large values of the latter implies that mixing effects can be important over a large mass region. Substituting numerical values (for the radial wave function at the origin we use the potential model estimate $|R_{\eta_b}(0)|^2 = 6.5 \text{ GeV}^3$ from [27]) one finds: $\delta m^2 \simeq 0.146 \times X_d$, in GeV^2 units.

Now defining $\Delta^2 = [D^2 + (\delta m^2)^2]^{1/2}$, where $D = (m_{A^0}^2 - m_{\eta_{b0}}^2 - im_{A^0}\Gamma_{A^0} + im_{\eta_{b0}}\Gamma_{\eta_{b0}})/2$, the mixing angle α between the physical Higgs A^0 and the unmixed A_0^0 can be defined through

$$\sin 2\alpha = \delta m^2 / \Delta^2 \quad (9)$$

giving rise to the physical eigenstates:

$$\begin{aligned} A^0 &= \frac{1}{N} \{ \cos \alpha A_0^0 + \sin \alpha \eta_{b0} \} \\ \eta_b &= \frac{1}{N} \{ \cos \alpha \eta_{b0} - \sin \alpha A_0^0 \} \end{aligned}$$

where $N = \{ |\cos \alpha|^2 + |\sin \alpha|^2 \}^{1/2}$ which can be different from unity since the mixing angle is in general complex. Now, introducing the complex quantity $E = m_{A^0}^2 + m_{\eta_{b0}}^2 - im_{\eta_{b0}}\Gamma_{\eta_{b0}} - im_{A^0}\Gamma_{A^0}$, the masses and decay widths of the mixed (physical) states are given by

$$m_{1,2}^2 - im_{1,2}\Gamma_{1,2} = \frac{E}{2} \pm \Delta^2 \quad (10)$$

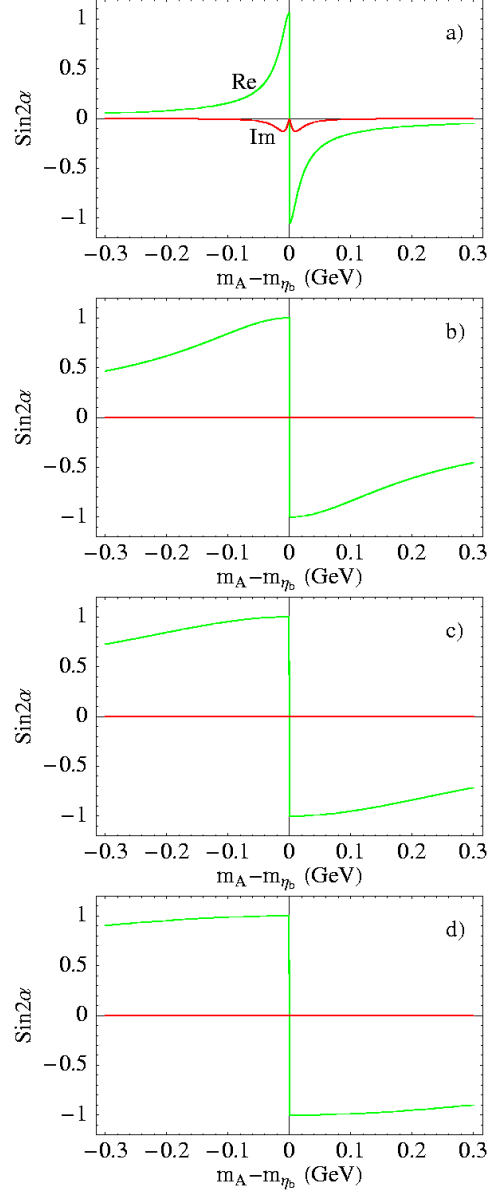


Figure 3. $\sin 2\alpha$ versus the mass difference of the unmixed states for: a) $X_d = 1$ (Fig.2 of Ref. [28] is recovered); b), c), d) $X_d = 10, 20, 40$, respectively. Solid green line: real part, dotted red line: imaginary part. The change of sign of the real part is a consequence of the definition of the mixing angle between the A^0 and A_0^0 states. The imaginary part is negligible in our numerical computations and the normalization N of mixed states near unity.

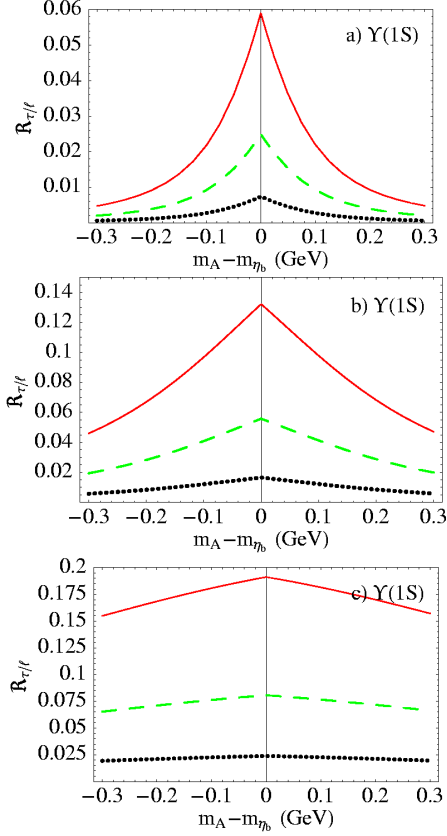


Figure 4. $R_{\tau/\ell}$ versus the mass difference of the unmixed states for: $\Upsilon(1)$ with $X_d = a)$ 10, $b)$ 20, $c)$ 40. In each plot, $k = 100$ MeV (dotted black line), $k = 150$ MeV (dashed green line) and $k = 200$ MeV (solid red line).

where subscripts 1, 2 refer to a Higgs-like state and a resonance state respectively, if $m_{A_0^0} > m_{\eta_{b0}}$; the converse if $m_{A_0^0} < m_{\eta_{b0}}$. Note that in Ref.[28] $\Gamma_{\eta_{b0}} \gg \Gamma_{A_0^0}$ was assumed, while in this work the η_{b0} and A_0^0 widths can be comparable (the latter grows as X_d^2).

If the mixing parameter δm^2 is large as compared to the mass and width differences one readily obtains from (9) that $\sin 2\alpha \simeq 1$, or likewise $\sin \alpha \simeq \cos \alpha \simeq 1/\sqrt{2}$ as expected (maximal mixing). The masses and widths for the physical A_0^0 and η_b states, in terms of the unmixed A_0^0 and η_{b0} states for nearly degenerate masses, are then

$$m_{\eta_b, A_0^0} \simeq m_{\eta_{b0}} \mp \frac{\delta m^2}{2m_{\eta_{b0}}}, \quad \Gamma_{1,2} \simeq \frac{\Gamma_{\eta_{b0}} + \Gamma_{A_0^0}}{2}$$

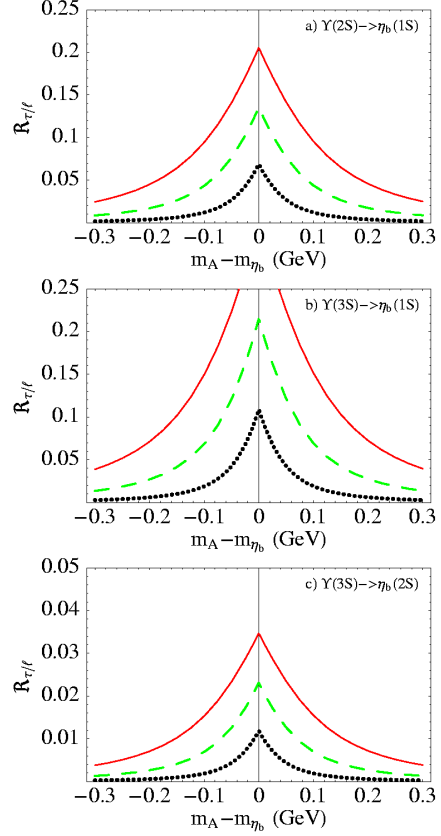


Figure 5. $R_{\tau/\ell}$ versus the mass difference of the unmixed states for: $a)$ $\Upsilon(2S) \rightarrow \eta_b(1S)$, $b)$ $\Upsilon(3S) \rightarrow \eta_b(1S)$, and $c)$ $\Upsilon(3S) \rightarrow \eta_b(2S)$. We set $m_{\eta_b} = 9.3$ GeV, $X_d = 6$ (dotted black line), $X_d = 9$ (dashed green line) and $X_d = 12$ (solid red line).

where the bare width $\Gamma_{\eta_{b0}}$ does not include the A_0^0 -mediated decay channel as it is taken into account through the mixing itself! Notice that both (1) and (2) channels should be considered altogether to account for the radiative decay of the Υ into $\tau^+\tau^-$, and a resonant shape remains as will be seen in the next section. Let us also remark that the $\Upsilon(1S)-\eta_b(1S)$ hyperfine splitting can increase considerably, whence the photon energy k may reach values well above 100 MeV.

In the general case, Fig.3 shows $\sin 2\alpha$ as a function of the η_{b0} and A_0^0 mass difference for $X_d = 1, 10, 20, 40$ and $\Gamma_{\eta_b} = 5$ MeV. Since the width difference enters in the denominator of (9) through D , when $\Gamma_{\eta_b} \simeq \Gamma_{A_0^0}$ the mixing should be sizeable even for $|m_{\eta_b} - m_{A_0^0}| \sim$ several hundreds of MeV. For

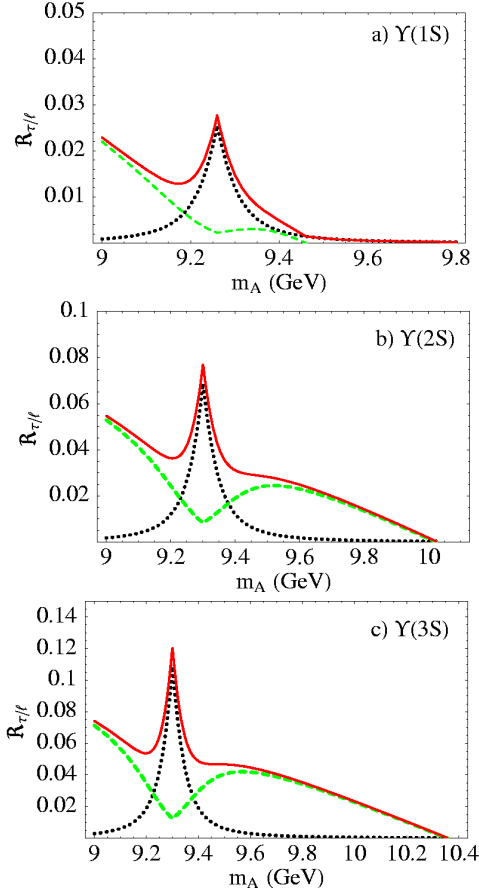


Figure 6. $R_{\tau/\ell}$ versus the A^0 mass for a) $\Upsilon(1S)$, b) $\Upsilon(2S)$, and c) $\Upsilon(3S)$ using $X_d = 6$, $m_{\eta_b} = 9.3$ GeV and $\Gamma_{\eta_b} = 5$ MeV. Resonant (dotted black line) and non-resonant (dashed green line) decays are added in the solid back line

large η_b widths ($\Gamma_{\eta_b} \gg 10$ MeV), however, mixing would substantially increase the 2 gluon decay of the A^0 , thereby decreasing its tauonic BF.

As a check, the partial width of the η_b in the lowest-order perturbation theory given by Eq.(6) is recovered by making the product

$$\Gamma[\eta_b \rightarrow \tau^+ \tau^-] \simeq |\sin \alpha|^2 \times \Gamma[A^0 \rightarrow \tau^+ \tau^-] \quad (11)$$

for small α and $|m_{\eta_b} - m_{A^0}| > \Gamma_{A^0}, \Gamma_{\eta_b}$, with the crude approximation $m_\Upsilon \simeq m_{\eta_b} \simeq 2m_b$.

On the other hand, the non-resonant decay rate (4) will be shaped by $\sim |\cos \alpha|^2$, largely diminishing its relative weight when $m_{A^0} \simeq m_{\eta_{b0}}$.

5. Numerical Analysis

The ultimate goal of this study is to evaluate the level of LU breaking in Υ decays due to the NP contribution when mixing effects are taken into account⁵. To this end, we have to modify $R_{\tau/\ell}$ from Eqs. (4) and (7) corresponding to non-resonant and resonant contributions to the decay, by changing couplings/widths accordingly.

In Fig.4 we plot $R_{\tau/\ell}$ versus $m_{A^0} - m_{\eta_b}$ for $\Upsilon(1S)$ resonant decays via intermediate $\eta_b(1S)$ states using $X_d = 10, 20, 40$ and $k = 100, 150, 200$ MeV as reference values. Observable effects (i.e. $R_{\tau/\ell} \gtrsim$ few percent) only become likely for $X_d \gtrsim 10$ and $k \gtrsim 150$ MeV. This requirement implies a hyperfine splitting $\Upsilon(1S) - \eta_b(1S)$ larger than expected in the SM but possible by the mixing.

Figures 5.a) and 5.b) show $R_{\tau/\ell}$ for $\Upsilon(2S, 3S)$ resonant decays via an intermediate $\eta_b(1S)$ state, versus $m_{A^0} - m_{\eta_b}$ for $X_d = 6, 9, 12$ setting $I = 0.057, 0.029$ as overlap factors, respectively [36]. In Fig.5.c) we plot $R_{\tau/\ell}$ for $\Upsilon(3S)$ resonant decays via a $\eta_b(2S)$ state, setting $k = 400$ MeV and $I = 0.054$ [36]. The latter decay is significantly more suppressed than the former two and will be ignored. A caveat is in order, however: all these rates depend strongly on both I and Γ_{η_b} , both quite uncertain.

In Fig.6 we plot altogether resonant and non-resonant decays for the $\Upsilon(1S, 2S, 3S)$ resonances separately, setting $\Gamma_{\eta_b} = 5$ MeV and $X_d = 6$. A bump can be seen due to the dominance of the resonant contribution, although, for other combination of input parameters (e.g. a larger Γ_{η_b}) a dip could appear! This set of plots is our main result, from which we draw the final conclusions.

In the NMSSM, $X_d = \cos \theta_A \tan \beta$ where $\cos \theta_A$ is expected typically small [20], i.e. $\cos \theta_A \sim \text{few} \times 10^{-1}$. Therefore, $X_d = 6$ implies values of $\tan \beta \sim \text{few} \times 10$, consistent with theoretical requirements. Moreover, let us note that in models other than the NMSSM, the A^0 might not need to be so singlet in nature and $\cos \theta_A$ could be not that small, making plausible larger X_d values.

Finally, from inspection of Fig.6, one may conclude that $\Upsilon(2S, 3S)$ radiative decays look more promising than the $\Upsilon(1S)$ decays for the experimental observation of LU breaking at the few percent level, *if the overlap factors for the hindered M1 transitions are not too small*. This conclusion is important if a specific test of LU were to be put forward by experimental Collaborations.

⁵See the proposal [7] for a discussion on statistical and systematic uncertainties in the test of LU at a (Super) B factory

Lastly, let us mention that the $A^0 - \eta_b$ mixing can also have consequences in bottomonium spectroscopy as stressed in [24,8]. The resulting mass shift of the η_b state might cause a disagreement between the experimental measurement of the $m_{\Upsilon(nS)} - m_{\eta_b(nS)}$ hyperfine splittings and theoretical predictions which are achieving a remarkable precision [35].

6. Summary

Lepton universality breaking in Υ decays could be a harbinger of new physics, in particular of a light CP-odd non-standard Higgs boson. In this paper, we have studied non-resonant and resonant radiative decays of the Upsilon taking into account $A^0 - \eta_b$ mixing effects, concluding that, for this particular goal of testing LU, $\Upsilon(2S, 3S)$ radiative decays look more promising than the $\Upsilon(1S)$ decay. On the other hand, a large tauonic BF of the η_b could be related to the existence of a light Higgs boson, making apparent the relevance of its discovery to this aim. Unexpectedly large hyperfine splittings in the bottomonium family would also be another hint of new physics.

High luminosity (Super) B factories should play a crucial role for testing lepton universality in Upsilon decays (perhaps below the few percent level if systematics are well under control) in the quest for new physics at this energy scale.

Acknowledgements We gratefully acknowledge J. Bernabeu, F.J. Botella and J. Papavassiliou for useful comments and discussions. M.A.S.L. thanks B. McElrath, R. Dermisek and J. Gunion for valuable exchange of emails.

REFERENCES

1. F. Wilczek: Phys. Rev. Lett. **40** (1978) 279.
2. H. E. Haber, G. L. Kane and T. Sterling: Nucl. Phys. B **161** (1979) 493.
3. J. R. Ellis, M. K. Gaillard, D. V. Nanopoulos and C. T. Sachrajda: Phys. Lett. B **83** (1979) 339.
4. C. Peck *et al.* [Crystal Ball Collaboration]: SLAC-PUB-3380.
5. D. Besson *et al.* [CLEO Collaboration]: Phys. Rev. D **33** (1986) 300.
6. H. Albrecht *et al.* [ARGUS Collaboration]: Phys. Lett. B **154** (1985) 452.
7. M. A. Sanchis-Lozano, arXiv:hep-ph/0610046.
8. M. A. Sanchis-Lozano: Int. J. Mod. Phys. A **19** (2004) 2183.
9. M. A. Sanchis-Lozano: Mod. Phys. Lett. A **17** (2002) 2265.
10. J. F. Gunion, H. E. Haber, G. Kane and S. Dawson: *The Higgs Hunter's Guide* (Addison-Wesley Publishing Company, Redwood City, CA, 1990).
11. B. A. Dobrescu and K. T. Matchev, JHEP **0009**, 031 (2000) [arXiv:hep-ph/0008192].
12. G. Hiller, Phys. Rev. D **70**, 034018 (2004) [arXiv:hep-ph/0404220].
13. R. Dermisek and J. F. Gunion, Phys. Rev. Lett. **95** (2005) 041801 [arXiv:hep-ph/0502105].
14. T. Han, P. Langacker and B. McElrath, Phys. Rev. D **70**, 115006 (2004) [arXiv:hep-ph/0405244].
15. M. Carena, J. R. Ellis, S. Mrenna, A. Pilaftsis and C. E. M. Wagner, Nucl. Phys. B **659** (2003) 145.
16. A. Dedes and A. Pilaftsis: Phys. Rev. D **67** (2003) 015012.
17. S. Kraml *et al.*: arXiv:hep-ph/0608079.
18. J. S. Lee and S. Scopel, arXiv:hep-ph/0701221.
19. R. Dermisek and J. F. Gunion: Phys. Rev. D **73** (2006) 111701.
20. R. Dermisek, J. F. Gunion and B. McElrath: arXiv:hep-ph/0612031.
21. J. F. Gunion, D. Hooper and B. McElrath: Phys. Rev. D **73** (2006) 015011.
22. B. McElrath, Phys. Rev. D **72**, 103508 (2005) [arXiv:hep-ph/0506151].
23. M. A. Sanchis-Lozano, PoS **HEP2005** (2006) 334.
24. M. A. Sanchis-Lozano, Nucl. Phys. Proc. Suppl. **142** (2005) 163 [arXiv:hep-ph/0407320].
25. W. M. Yao *et al.* [Particle Data Group]: J. Phys. G **33** (2006) 1.
26. D. Besson [CLEO Collaboration]: arXiv:hep-ex/0607019.
27. E. J. Eichten and C. Quigg, Phys. Rev. D **66** (2002) 010001 [arXiv:hep-ph/9503356].
28. M. Drees and K. i. Hikasa, Phys. Rev. D **41**, 1547 (1990).
29. J. T. Pantaleone, M. E. Peskin and S. H. H. Tye, Phys. Lett. B **149** (1984) 225.
30. W. Bernreuther and W. Wetzel, Z. Phys. C **30** (1986) 421.
31. M. I. Vysotsky, Phys. Lett. B **97** (1980) 159.
32. P. Nason, Phys. Lett. B **175** (1986) 223.
33. I. Aznauryan *et al.*, JETP Lett. **43** (1986) 646.
34. G. Faldt, P. Osland and T. T. Wu, Phys. Rev. D **38** (1988) 164.
35. N. Brambilla *et al.*, arXiv:hep-ph/0412158.
36. S. Godfrey and J. L. Rosner: Phys. Rev. D **64** (2001) 074011 [Erratum-ibid. D **65** (2002) 039901].
37. E. Eichten, S. Godfrey, H. Mahlke and J. L. Rosner, arXiv:hep-ph/0701208.
38. A. Le Yaouanc *et al.*, *Hadron transitions in the quark model* (Gordon and Breach Science Publishers, 1988).
39. M. Artuso *et al.* [CLEO Collaboration], Phys. Rev. Lett. **94** (2005) 032001 [arXiv:hep-ex/0411068].
40. G. Hao, Y. Jia, C. F. Qiao and P. Sun, arXiv:hep-ph/0612173.