

International Journal of Modern Physics E  
 © World Scientific Publishing Company

# STUDYING THE ENERGY LOSS OF HEAVY QUARKS VIA SINGLE MUON PRODUCTION IN PbPb COLLISIONS AT $\sqrt{s_{NN}}=5.5$ TeV

HENG-TONG DING<sup>1,2,†</sup>, ANDREA DAINESE<sup>3,††</sup>, ZAIDA CONESA DEL VALLE<sup>4,†††</sup> and  
 DAICUI ZHOU<sup>1,††††</sup>

<sup>1</sup>*Institute of Particle Physics, Central China Normal University, Wuhan 430079, China*

<sup>2</sup>*Centro Enrico Fermi, Via Panisperna 89 A, I-00184 Rome, Italy*

<sup>3</sup>*INFN - Laboratori Nazionali di Legnaro, viale dell'Università 2, 35020 Legnaro (Padova), Italy*

<sup>4</sup>*Subatech (CNRS/IN2P3 - Ecole des Mines - Université de Nantes) Nantes, France*

<sup>†</sup>*dinght@iopp.ccnuc.edu.cn*

<sup>††</sup>*andrea.dainese@lnl.infn.it*

<sup>†††</sup>*zconesa@subatech.in2p3.fr*

<sup>††††</sup>*dczhou@mail.ccnuc.edu.cn*

Received (received date)

Revised (revised date)

The effects of heavy quarks energy loss on the transverse momentum spectra of single muons are studied. The energy loss of heavy quarks when traversing the medium formed in PbPb collisions at  $\sqrt{s_{NN}}=5.5$  TeV is calculated by implementing the collision geometry and the quenching weights. The medium density is assumed to decrease at forward pseudo-rapidity and to be proportional with pseudo-rapidity multiplicity  $dN/d\eta$ . Muons from W decays can be used as a medium-blind reference to quantify the effect of heavy quarks energy loss on the single muon production.

## 1. Introduction

Heavy quarks are sensitive probes of the medium produced in the collision as they are produced in the early times and may lose energy when traversing the medium. At the Relativistic Heavy Ion Collider (RHIC), a significant suppression of electrons from heavy quarks at mid-rapidity has been observed in central AuAu collisions, indicating substantial energy loss of heavy quarks<sup>1,2</sup>. At the Large Hadron Collider (LHC), the c.m. energy of PbPb collision is 5.5 TeV per nucleon-nucleon collision, about 30 times larger than that at RHIC and it is expected that heavy flavors will be abundantly produced, offering a good opportunity to characterize the medium formed in the collision. Heavy quark decays are expected to dominate the lepton-pair continuum up to the mass of the  $Z^0$ <sup>3,4,5,6,7</sup> and the transverse momentum spectra of single muons up to 30 GeV/c<sup>8</sup>. The shape of the spectra could be altered by the energy loss of heavy quarks<sup>5,9,10</sup>. At the same time, this high amount of energy in the center of mass enables the possibility to create the W bosons in the initial hard scattering. As the muons from W decay are not effected by the medium

2 *H.-T. Ding, A. Dainese, Z. Conesa del Valle and D. Zhou*

formed in the collision, it is interesting to see how much the energy loss of heavy quarks affects on the muon production by using the muons from W as a reference.

In the present work, we study the effect of heavy quarks energy loss on the transverse momentum spectra of single muons in PbPb collisions at  $\sqrt{s_{NN}} = 5.5$  TeV in the acceptance of ALICE MUON Spectrometer<sup>3</sup>. First, by introducing the nuclear shadowing effect and  $k_t$  broadening in the HVQMNR program<sup>11</sup>, which provides a fully exclusive partonic differential cross section calculation including all the relevant partonic subprocesses, we calculate the kinematic distributions of heavy quarks per nucleon-nucleon collision in PbPb collisions at  $\sqrt{s_{NN}} = 5.5$  TeV. Then, to sample the energy loss of heavy quarks, we use the collision geometry and the BDMPS quenching weights for massive case<sup>12</sup> with a scaling of the transport coefficient as a function of the pseudo-rapidity. Finally we give the results of the transverse momentum spectra of single muons within the acceptance of ALICE MUON Spectrometer.

## 2. Production of Heavy Quarks

In the HVQMNR program, the heavy quark hard production cross section is calculated in pQCD according to the factorization theorem:

$$d\sigma_{ab}(\sqrt{s}) = \sum_{i,j} \int dx_i dx_j d\hat{\sigma}_{ij}(\hat{s}, m^2, \mu_F^2, \mu_R^2) f_i^a(x_i, \mu_F^2) f_j^b(x_j, \mu_F^2), \quad (1)$$

where  $\mu_F$  is the factorization scale,  $f_i^a(x_i)$  and  $f_j^b(x_j)$  are the parton distribution functions, the differential probabilities for the partons  $i$  and  $j$  to carry momentum fractions  $x_i$  and  $x_j$  of their respective protons  $a$  and  $b$ . The total partonic cross section  $d\hat{\sigma}_{ij}$  of the process  $ij \rightarrow Q\bar{Q}X$  at parton-parton c.m. energy  $\hat{s} = x_i x_j s$ , where  $\sqrt{s}$  is the c.m. energy of the pp collision, is calculated as a perturbation series in  $\alpha_s(\mu_R)$ , where the strong coupling constant is evaluated at the renormalization scale  $\mu_R$ .

In the present calculation, CTEQ 4M parton distributions<sup>13</sup> are used and nuclear shadowing is taken into account by using the EKS98 parameterization<sup>14</sup>. The parameters of HVQMNR program are set as: for charm,  $m_c = 1.2$  GeV and  $\mu_F = \mu_R = 2\mu_0$ , for beauty,  $m_b = 4.75$  GeV and  $\mu_F = \mu_R = \mu_0$ , where  $\mu_0 \equiv \sqrt{m_Q^2 + (p_{t,Q}^2 + p_{t,\bar{Q}}^2)/2}$ . Calculations are performed up to next leading order (NLO) with the HVQMNR program.

## 3. Energy Loss of Heavy Quarks

For modelling the energy loss of heavy quarks, we used the quenching weights in the multiple soft scattering approximation, which were derived in Ref.<sup>12</sup> in the framework of the BDMPS formalism<sup>15</sup>. The energy loss  $\Delta E$  is sampled by implementing the collision geometry and the quenching weights as explained in Ref.<sup>16</sup>.

However, the transport coefficient  $\hat{q}$  mentioned in the Ref.<sup>16</sup> is only applied for the central rapidity region. The decreased medium density in the forward rapidity region should be taken into account. We assume the scaling

$$\hat{q}(\eta^*) = \hat{q}(0) \cdot \frac{dN_{ch}}{d\eta} \Big|_{\eta=\eta^*} / \frac{dN_{ch}}{d\eta} \Big|_{\eta=0}, \quad (2)$$

where  $dN_{ch}/d\eta$  is the pseudo-rapidity distribution of charge particles predicted in Ref.<sup>17</sup>. The transverse momentum of the quark in the medium is reduced to  $p'_T = p_T - \Delta E$ , while the rapidity is kept unchanged.

Heavy quarks that lose most of their energy due to medium effects are redistributed according to a thermal distribution<sup>9</sup>,

$$\frac{dN_{\text{thermal}}}{dm_T} \propto m_T \exp\left(-\frac{m_T}{T}\right), \quad (3)$$

where we choose  $T = 300$  MeV<sup>12</sup>.

#### 4. Heavy quarks contribution to single muons

The hadronization of heavy quarks is assumed to follow the Peterson fragmentation function<sup>18</sup>,

$$D_{h/Q}(z) \propto \frac{1}{z[1 - 1/z - \epsilon_Q/(1 - z)]^2}, \quad (4)$$

where  $z = p_h/p_Q$  is the fraction of heavy quark momentum carried by the final state hadron.  $\epsilon_Q$  is a parameter for the fragmentation,  $\epsilon_c = 0.021$  for charm and  $\epsilon_b = 0.001$  for beauty are used here<sup>19</sup>.

Heavy mesons produced after the fragmentation decay semileptonically. In the spectator model, the heavy quark in a meson is considered to be independent of the light quark and allowed to decay as a free particle with the simple V-A weak current<sup>20</sup>. Thus, we considered heavy quark three-body-decay ( $c \rightarrow \mu + \nu + s$  and  $b \rightarrow \mu + \nu + c$ ) into muons instead of heavy meson decays into muons. The decays are calculated in the rest frame of the heavy quark and then boosted back according to the heavy quark momentum to obtain the kinematic distributions of muons<sup>6,7,10</sup>.

#### 5. Results

Fig. 1 shows the transverse momentum distribution of single muons from heavy quarks in pp collisions at  $\sqrt{s_{\text{NN}}} = 5.5$  TeV obtained from PYTHIA<sup>21</sup> simulations (PYTHIA has been tuned to reproduce the kinematic distribution of heavy quarks produced by the HVQMNR program with parameter setting described in Section 2) and our Fast Simulation composed of the HVQMNR program, Peterson fragmentation and the spectator model (mentioned in the Section 4).  $k_t$  broadening and nuclear shadowing are included. In Fig. 1 the left plot is without any cuts and the right one is within the acceptance of the ALICE Muon

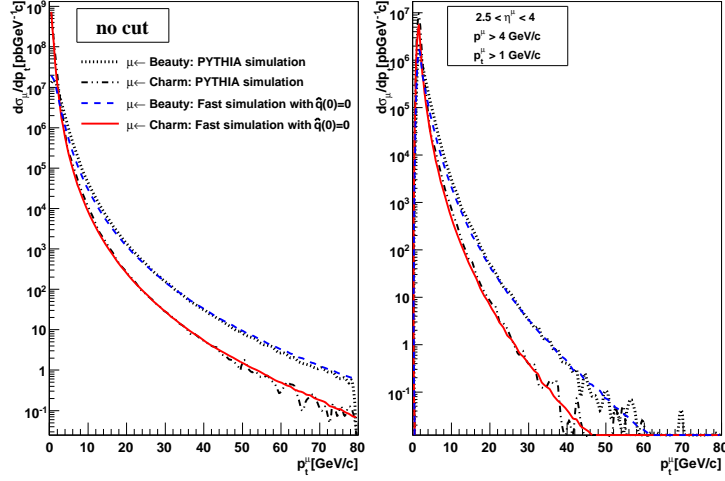
4 *H.-T. Ding, A. Dainese, Z. Conesa del Valle and D. Zhou*

Fig. 1. The transverse momentum spectra of single muons from heavy quarks in pp collisions at  $\sqrt{s_{NN}} = 5.5$  TeV obtained from the PYTHIA simulation and the Fast Simulation composed of the HVQMNR program, Peterson fragmentation and the spectator model.  $k_t$  broadening and nuclear shadowing effects are included. The left plot is with no cut, the right one is within the acceptance of ALICE Muon Spectrometer. Muons from the decay  $B \rightarrow D \rightarrow \mu$  are not taken into account.

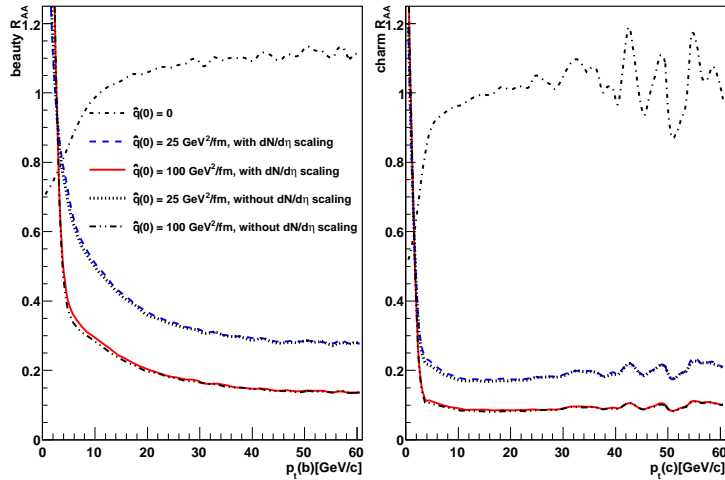


Fig. 2. Nuclear Modification factor for heavy quarks in the central(0-5%) PbPb collisions at  $\sqrt{s_{NN}} = 5.5$  TeV. Lines for different  $\hat{q}$  values with/without  $dN/d\eta$  scaling are given. The left plot is for beauty and the right one is for charm.

Spectrometer( $2.5 < \eta^\mu < 4$ ,  $p^\mu_t > 4$  GeV/c,  $p^\mu_c > 1$  GeV/c). Muons from the decay  $B \rightarrow D \rightarrow \mu$  are not included. The Fast Simulation gives transverse momen-

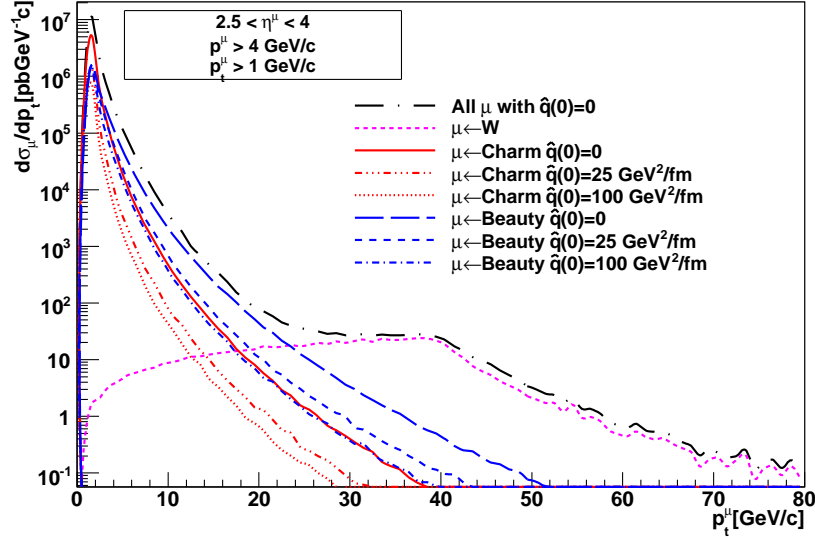


Fig. 3. Transverse momentum spectra of single muons in central(0-5%) PbPb collisions at  $\sqrt{s_{NN}} = 5.5$  TeV within the acceptance of ALICE Muon Spectrometer. Transport coefficients are all applied with  $dN/d\eta$  scaling. The  $p_t$  spectra of all muons and the muons from W are obtained from Ref.<sup>8</sup>. The  $p_t$  spectra of the muons from heavy quarks are obtained by the Fast Simulation.

tum distributions of single muons from heavy quarks close to those obtained from PYTHIA<sup>8</sup>.

To see how much the transport coefficient  $dN/d\eta$  scaling (formula (2)) affects the energy loss of heavy quarks, nuclear modification factors for different values of  $\hat{q}$  with/without  $dN/d\eta$  scaling are shown in Fig. 2. The left plot and right plot are for beauty and charm, respectively. From Fig. 2, we can get that the decreased energy density in the forward rapidity region makes very small effects on the energy loss of heavy quarks.

Fig. 3 presents the transverse momentum spectra of single muons in central(0-5%) PbPb collisions at  $\sqrt{s_{NN}} = 5.5$  TeV within the acceptance of ALICE Muon Spectrometer( $2.5 < \eta^\mu < 4$ ,  $p_t^\mu > 4$  GeV/c,  $p_t^\mu > 1$  GeV/c). The  $p_t$  spectra of all muons and the muons from W are obtained from Ref.<sup>8</sup>. The  $p_t$  spectra of the muons from heavy quarks are obtained by the Fast Simulation. The values of  $\hat{q}(0)$  are set to be 25, 100 GeV<sup>2</sup>/fm<sup>12,16</sup>. As the muons from W bosons are not effected by the medium formed in the collision, they can be used as a reference to quantify the effect of heavy quark energy loss on the single muon production. From Fig. 3, we can see that when energy loss is applied to heavy quarks, the crossing points of the  $p_t$  spectra of single muons from heavy quarks and from W are shifted to the lower  $p_t$ (when  $\hat{q}(0) = 100$  GeV<sup>2</sup>/fm, for beauty, the crossing point is shifted from 23 to about 17 GeV/c, for charm, it is shifted from 18 to about 12 GeV/c).

6 H.-T. Ding, A. Dainese, Z. Conesa del Valle and D. Zhou

## 6. Conclusions

We obtain similar  $p_t$  spectra of single muons from a Fast Simulation (composed of the HVQMNR program, Peterson fragmentation and the spectator model) and from PYTHIA generator. Accounting for the decrease of the medium density in the forward rapidity region, we assume a  $dN/d\eta$  scaling to  $\hat{q}$  and we find that the decreased energy density in the forward rapidity region makes small effects on the energy loss of heavy quarks. The energy loss of heavy quarks causes the crossing points in  $p_t$  spectra of single muons from heavy quarks and from W bosons shift to lower  $p_t$ .

## Acknowledgements

The authors would like to thank F. Antinori and the ALICE group members in Padova/Legnaro, Italy. And G. Martínez-García is gratefully acknowledged for his helpful discussion and enthusiastic help for the work. This work is supported partly by the Grant of Museo Storico della Fisica e Centro Studi e Ricerche 'Enrico Fermi', the National Natural Science Foundation of China under Grant No. 10575044 and Key Grant No.10635020, the Key Project of the Chinese Ministry of Education No.306022, and partly by the EU Integrated Infrastructure Initiative Hadron Physics Project under contract number RII3-CT-2004-506078.

## References

1. S. S. Alder et al., *Phys. Rev. Lett* **96** (2006) 032301
2. X. Dong et al., *Nucl. Phys.* **A774** (2006) 343.
3. F. Carminati et al., *J. Phys. G: Nucl. Part. Phys.* **30** (2004) 1517.
4. B. A. Kniehl, K. Originos and I. Sarcevic *Nucl. Phys.* **A700** (2002) 523.
5. I. P. Lokhtin and A. M. Snigirev, *Eur. Phys. J.* **C21** (2001) 155.
6. D. C. Zhou and D. Jouan, **IPNO-DRE. 96-24.**
7. D. C. Zhou, et al., *Chin. Phys. Lett.* **Vol.16, No.7** (1999) 496.
8. Z. Conesa del Valle et al., **ALICE-INT-2006-021.**
9. Z. W. Lin, R. Vogt and X. N. Wang, *Phys. Rev.* **C57** (1998) 899.
10. H.-T. Ding, D. C. Zhou and Z. B. Yin, *Chin. Phys. Lett.* **Vol.23, No.9** (2006) 2399.
11. M. Mangano, P. Nason and G. Ridolfi, *Nucl. Phys.* **B373** (1992) 295.
12. N. Armesto et al., *Phys. Rev.* **D71** (2005) 054027.
13. H. L. Lai et al., *Phys. Rev.* **D55** (1997) 1280.
14. K. Eskola, V. Kolhinen and C.A. Salgado, *Eur. Phys. J.* **C9** (1999) 61.
15. R. Baier, et al., *Nucl. Phys.* **B483** (1997) 291.
16. A. Dainese, C. Loizides and G. Pać, *Eur. Phys. J.* **C38** (2005) 461.
17. D. Khazeev, E. Levin and M. Nardi, *Nucl. Phys.* **A747** (2005) 609.
18. C. Peterson et al., *Phys. Rev.* **D27** (1983) 105.
19. J. Baines et al., **hep-ph/0601104.**
20. G. Altarelli et al., *Nucl. Phys.* **B208** (1982) 365.
21. T. Sjöstrand et al., **hep-ph/0108264.**
22. N. Carrer and A. Dainese, **hep-ph/0311225.**