

Tau Physics 2006: Summary & Outlook

A. Pich^a

^a IFIC, Universitat de València – CSIC, Apt. Correus 22085, E-46071 València, Spain

A large amount of new results have been presented at TAU2006. The highlights of the workshop, the present status of a few selected topics on lepton physics (universality, QCD tests, V_{us} determination from τ decay, $g-2$, ν oscillations, lepton-flavour violation) and the prospects for future improvements are briefly summarized.

1. INTRODUCTION

The known leptons provide clean probes to perform very precise tests of the Standard Model and search for signals of new dynamics. The electroweak gauge structure has been successfully tested at the 0.1% to 1% level, confirming the Standard Model framework [1]. Moreover, the hadronic τ decays turn out to be a beautiful laboratory for studying strong interaction effects at low energies [2,3,4]. Accurate determinations of the QCD coupling, $|V_{us}|$ and the strange quark mass have been obtained with τ decay data.

The first hints of new physics beyond the Standard Model have also emerged from the lepton sector. Convincing evidence of neutrino oscillations has been obtained by SNO [5] and Super-Kamiokande [6,7]. Combined with data from other neutrino experiments [8,9,10], it shows that $\nu_e \rightarrow \nu_\mu$ and $\nu_\mu \rightarrow \nu_\tau$ transitions do occur.

The huge statistics accumulated at the B Factories allow to explore lepton-flavour-violating τ decay modes with increased sensitivities beyond 10^{-7} , which could be further pushed down to few 10^{-9} at future facilities. Moreover, BESIII will soon start taking data at the new Beijing Tau-Charm Factory. With the excellent experimental conditions of the threshold region, complementary information on the τ should be obtained, such as an improved mass measurement.

The large amount of new results presented at this workshop shows that τ physics is entering a new era, full of interesting possibilities and with a high potential for new discoveries.

Table 1

Present constraints on $|g_l/g_{l'}|$ [3,11,12,13].

	$ g_\mu/g_e $
$B_{\tau \rightarrow \mu}/B_{\tau \rightarrow e}$	1.0000 ± 0.0020
$B_{\pi \rightarrow \mu}/B_{\pi \rightarrow e}$	1.0017 ± 0.0015
$B_{K \rightarrow \mu}/B_{K \rightarrow e}$	1.012 ± 0.009
$B_{W \rightarrow \mu}/B_{W \rightarrow e}$	0.997 ± 0.010
	$ g_\tau/g_\mu $
$B_{\tau \rightarrow e} \tau_\mu/\tau_\tau$	1.0004 ± 0.0022
$\Gamma_{\tau \rightarrow \pi}/\Gamma_{\pi \rightarrow \mu}$	0.996 ± 0.005
$\Gamma_{\tau \rightarrow K}/\Gamma_{K \rightarrow \mu}$	0.979 ± 0.017
$B_{W \rightarrow \tau}/B_{W \rightarrow \mu}$	1.039 ± 0.013
	$ g_\tau/g_e $
$B_{\tau \rightarrow \mu} \tau_\mu/\tau_\tau$	1.0004 ± 0.0023
$B_{W \rightarrow \tau}/B_{W \rightarrow e}$	1.036 ± 0.014

2. LEPTON UNIVERSALITY

In the Standard Model all lepton doublets have identical couplings to the W boson. Comparing the measured decay widths of leptonic or semileptonic decays which only differ in the lepton flavour, one can test experimentally that the W interaction is indeed the same, i.e. that $g_e = g_\mu = g_\tau \equiv g$. As shown in Table 1, the present data verify the universality of the leptonic charged-current couplings to the 0.2% level.¹

¹ $\text{Br}(W \rightarrow \nu_\tau \tau)$ is $2.1\sigma/2.7\sigma$ larger than $B(W \rightarrow \nu_e e/\nu_\mu \mu)$. The stringent limits on $|g_\tau/g_{e,\mu}|$ from W -mediated decays make unlikely that this is a real effect.

The τ leptonic branching fractions and the τ lifetime are known with a precision of 0.3%. A slightly improved lifetime measurement could be expected from BABAR and BELLE [14]. For comparison, the μ lifetime is known with an accuracy of 10^{-5} , which should be further improved to 10^{-6} by the MuLan experiment at PSI [15].

The universality tests require also a good determination of m_τ^5 , which is only known to the 0.08% level. Two new preliminary measurements of the τ mass have been presented at this workshop:

$$m_\tau = \begin{cases} 1776.71 \pm 0.13 \pm 0.35 \text{ MeV} & [\text{BELLE}], \\ 1776.80^{+0.25}_{-0.23} \pm 0.15 \text{ MeV} & [\text{KEDR}]. \end{cases}$$

BELLE [16] has made a pseudomass analysis of $\tau \rightarrow \nu_\tau 3\pi$ decays, while KEDR [17] measures the $\tau^+\tau^-$ threshold production, taking advantage of a precise energy calibration through the resonance depolarization method. In both cases the achieved precision is getting close to the present BES-dominated value, $m_\tau = 1776.99^{+0.29}_{-0.26}$ [11]. KEDR aims to obtain a final accuracy of 0.15 MeV. A precision better than 0.1 MeV should be easily achieved at BESIII [18], through a detailed analysis of $\sigma(e^+e^- \rightarrow \tau^+\tau^-)$ at threshold [19,20].

3. HADRONIC TAU DECAYS

The τ is the only known lepton massive enough to decay into hadrons. Its semileptonic decays are then ideally suited for studying the hadronic weak currents in very clean conditions. The decay $\tau^- \rightarrow \nu_\tau H^-$ probes the matrix element of the left-handed charged current between the vacuum and the final hadronic state H^- .

For the decay modes with lowest multiplicity, $\tau^- \rightarrow \nu_\tau \pi^-$ and $\tau^- \rightarrow \nu_\tau K^-$, the relevant matrix elements are already known from the measured decays $\pi^- \rightarrow \mu^- \bar{\nu}_\mu$ and $K^- \rightarrow \mu^- \bar{\nu}_\mu$. The corresponding τ decay widths can then be accurately predicted. As shown in Table 1, the predictions are in good agreement with the measured values and provide a test of lepton universality. Assuming universality in the quark couplings, these decay modes determine the ratio [11,21]

$$\frac{|V_{us}| f_K}{|V_{ud}| f_\pi} = \begin{cases} 0.27618 \pm 0.00048 & [\Gamma_{K/\pi \rightarrow \nu_\mu \mu}], \\ 0.267 \pm 0.005 & [\Gamma_{\tau \rightarrow \nu_\tau K/\pi}]. \end{cases}$$

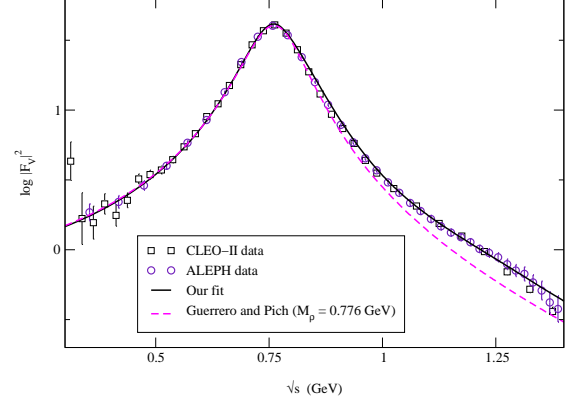


Figure 1. Pion form factor data [22] compared with theoretical predictions [23].

The very different accuracies reflect the present poor precision on $\Gamma(\tau^- \rightarrow \nu_\tau K^-)$.

For the two-pion final state, the hadronic matrix element is parameterized in terms of the so-called pion form factor $[s \equiv (p_{\pi^-} + p_{\pi^0})^2]$:

$$\langle \pi^- \pi^0 | \bar{d} \gamma^\mu u | 0 \rangle \equiv \sqrt{2} F_\pi(s) (p_{\pi^-} - p_{\pi^0})^\mu. \quad (1)$$

A dynamical understanding of the pion form factor can be achieved [23,24,25,26], using analyticity, unitarity and some general properties of QCD, such as chiral symmetry [27] and the short-distance asymptotic behavior [28,29]. Putting all these fundamental ingredients together, one gets [24]

$$F_\pi(s) = \frac{M_\rho^2}{M_\rho^2 - s - i M_\rho \Gamma_\rho(s)} \exp \left\{ -\frac{s \text{Re} A(s)}{96 \pi^2 f_\pi^2} \right\},$$

where

$$A(s) \equiv \log \left(\frac{m_\pi^2}{M_\rho^2} \right) + 8 \frac{m_\pi^2}{s} - \frac{5}{3} + \sigma_\pi^3 \log \left(\frac{\sigma_\pi + 1}{\sigma_\pi - 1} \right)$$

contains the one-loop chiral logarithms, $\sigma_\pi \equiv \sqrt{1 - 4m_\pi^2/s}$ and the off-shell ρ width [24,25] is given by $\Gamma_\rho(s) = \theta(s - 4m_\pi^2) \sigma_\pi^3 M_\rho s / (96 \pi f_\pi^2)$. This prediction, which only depends on M_ρ , m_π and the pion decay constant f_π , is compared with the data in Fig. 1. The agreement is rather impressive and extends to negative s values, where the $e^- \pi$ elastic data (not shown in the figure) sits.

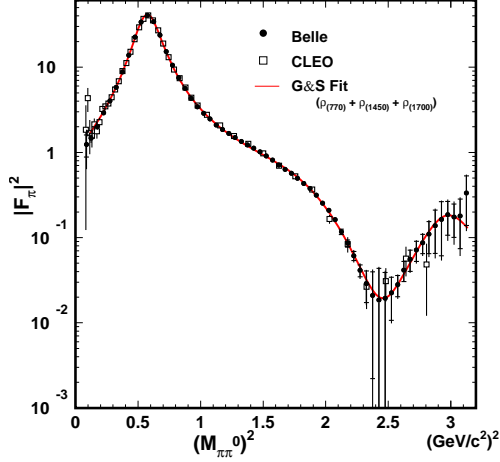


Figure 2. Preliminary BELLE measurement of the pion form factor from $\tau^- \rightarrow \nu_\tau \pi^- \pi^0$ [30].

The small effect of heavier ρ resonance contributions and additional next-to-leading in $1/N_C$ corrections can be easily included, at the price of having some free parameters which decrease the predictive power [23,26]. This gives a better description of the ρ' shoulder around 1.2 GeV (continuous line in Fig. 1). A clear signal for the $\rho''(1700)$ resonance in $\tau^- \rightarrow \nu_\tau \pi^- \pi^0$ events has been reported by BELLE, with a data sample 20 times larger than in previous experiments [30].

The decay $\tau \rightarrow \nu_\tau K \pi$ is characterized by two form factors with $J^P = 1^-$ and 0^+ . The vector form factor $F_+^{K\pi}(s)$ can be described in an analogous way to $F_\pi(s)$. The scalar component $F_0^{K\pi}(s)$ has been recently studied [31], taking into account additional information from $K\pi$ scattering data through dispersion relations [21,32]. The decay width is dominated by the $K^*(892)$ contribution, with a predicted branching ratio $\text{Br}[\tau \rightarrow \nu_\tau K^*] = (1.253 \pm 0.078)\%$, while the scalar component is found to be $\text{Br}[\tau \rightarrow \nu_\tau (K\pi)_{S\text{-wave}}] = (3.88 \pm 0.19) \cdot 10^{-4}$. The preliminary measurements of the $\tau^- \rightarrow \nu_\tau K_S \pi^-$ (BELLE [33]) and $\tau^- \rightarrow \nu_\tau K^- \pi^0$ (BABAR [34]) distributions, presented at this workshop, show a clear evidence for the scalar contribution at low invariant mass and a $K^*(1410)$ vector component at large s .

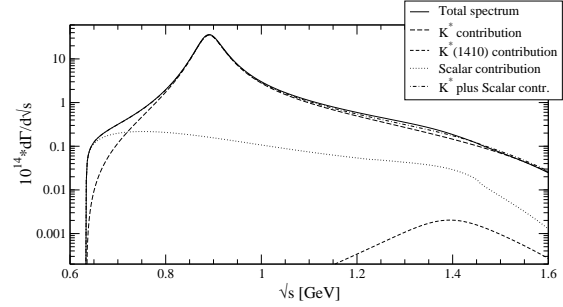


Figure 3. Predicted $\tau \rightarrow \nu_\tau K \pi$ distribution, together with the separate contributions from the $K^*(892)$ and $K^*(1410)$ vector mesons as well as the scalar component residing in $F_0^{K\pi}(s)$ [31].

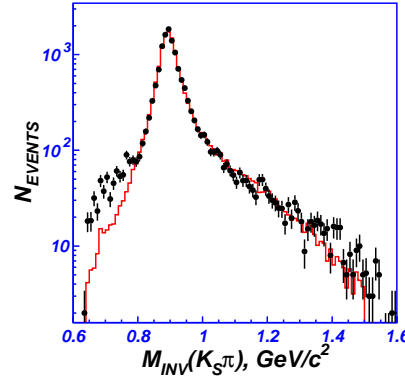


Figure 4. $K_S \pi$ invariant-mass distribution from BELLE $\tau \rightarrow \nu_\tau K_S \pi$ events. The histogram shows the expected $K^*(892)$ contribution [33].

The dynamical structure of other hadronic final states can be investigated in a similar way. The $\tau \rightarrow \nu_\tau 3\pi$ decay mode was studied in Ref. [35], where a theoretical description of the measured structure functions [36,37,38] was provided. A detailed analysis of other τ decay modes into three final pseudoscalar mesons is in progress [39]. The more involved $\tau \rightarrow \nu_\tau 4\pi$ and $e^+e^- \rightarrow 4\pi$ transitions have also been studied [40].

BABAR has presented preliminary measurements of $\tau^- \rightarrow \nu_\tau \pi^+ 2\pi^- \pi^0$ and $\tau^- \rightarrow \nu_\tau \pi^+ 2\pi^- \eta$ decays. The 4π distribution is found to have

a large $\omega\pi^-$ contribution, while the $f_1(1285)\pi^-$ component is seen to be the primary source of $\tau^- \rightarrow \nu_\tau \pi^+ 2\pi^- \eta$ events [41]. The large statistics collected by BABAR ($2 \times 10^8 \tau^+ \tau^-$ pairs) also allow to put limits on decay modes with 7 charged pions at the level of few 10^{-7} (90% CL) [42].

CLEO has investigated rare τ decay modes with kaons in the final state, obtaining the results $\text{Br}(\tau^- \rightarrow \nu_\tau K^- \pi^+ \pi^- \pi^0) = (7.4 \pm 0.8 \pm 1.1) \times 10^{-4}$ (K^0 excluded) and $\text{Br}(\tau^- \rightarrow \nu_\tau K^- K^+ \pi^- \pi^0) = (5.5 \pm 1.4 \pm 1.2) \times 10^{-5}$ [43].

4. THE TAU HADRONIC WIDTH

The inclusive character of the total τ hadronic width renders possible an accurate calculation of the ratio [44,45,46,47,48]

$$R_\tau \equiv \frac{\Gamma[\tau^- \rightarrow \nu_\tau \text{ hadrons}(\gamma)]}{\Gamma[\tau^- \rightarrow \nu_\tau e^- \bar{\nu}_e(\gamma)]}, \quad (2)$$

using analyticity constraints and the Operator Product Expansion. One can separately compute the contributions from specific quark currents:

$$R_\tau = R_{\tau,V} + R_{\tau,A} + R_{\tau,S}. \quad (3)$$

$R_{\tau,V}$ and $R_{\tau,A}$ correspond to the Cabibbo-allowed decays through the vector and axial-vector currents, while $R_{\tau,S}$ contains the remaining Cabibbo-suppressed contributions.

The theoretical prediction for $R_{\tau,V+A}$ can be expressed as [46]

$$R_{\tau,V+A} = N_C |V_{ud}|^2 S_{\text{EW}} \{1 + \delta_P + \delta_{\text{NP}}\}, \quad (4)$$

where $N_C = 3$ and $S_{\text{EW}} = 1.0201 \pm 0.0003$ contains the electroweak radiative corrections [49]. The dominant correction ($\sim 20\%$) is the perturbative QCD contribution δ_P , which is fully known to $O(\alpha_s^3)$ [46] and includes a resummation of the most important higher-order effects [47].

Non-perturbative contributions are suppressed by six powers of the τ mass [46] and, therefore, are very small. Their numerical size has been determined from the invariant-mass distribution of the final hadrons in τ decay, through the study of weighted integrals [50],

$$R_\tau^{kl} \equiv \int_0^{m_\tau^2} ds \left(1 - \frac{s}{m_\tau^2}\right)^k \left(\frac{s}{m_\tau^2}\right)^l \frac{dR_\tau}{ds}, \quad (5)$$

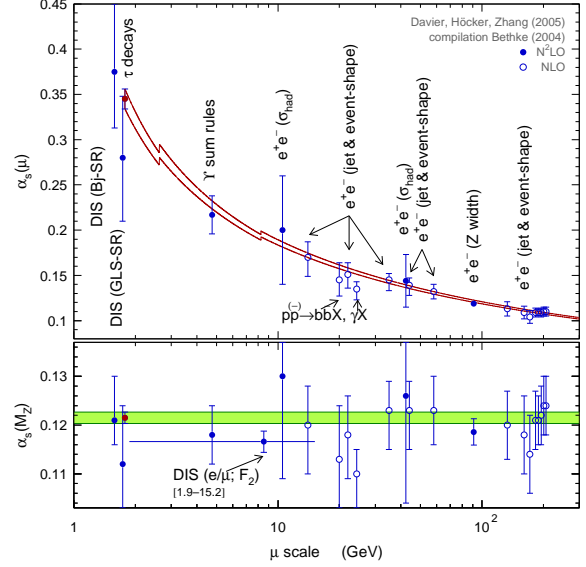


Figure 5. Measured values of α_s at different scales. The curves show the energy dependence predicted by QCD, using $\alpha_s(m_\tau^2)$ as input. The corresponding extrapolated $\alpha_s(M_Z^2)$ values are shown at the bottom, where the shaded band displays the τ decay result within errors [51].

which can be calculated theoretically in the same way as R_τ . The predicted suppression [46] of the non-perturbative corrections has been confirmed by ALEPH [38], CLEO [52] and OPAL [53]. The most recent analysis [38] gives

$$\delta_{\text{NP}} = -0.0043 \pm 0.0019. \quad (6)$$

The QCD prediction for $R_{\tau,V+A}$ is then completely dominated by the perturbative contribution; non-perturbative effects being smaller than the perturbative uncertainties from uncalculated higher-order corrections. The result turns out to be very sensitive to the value of $\alpha_s(m_\tau^2)$, allowing for an accurate determination of the fundamental QCD coupling [45,46]. The experimental measurement $R_{\tau,V+A} = 3.471 \pm 0.011$ implies [51]

$$\alpha_s(m_\tau^2) = 0.345 \pm 0.004_{\text{exp}} \pm 0.009_{\text{th}}. \quad (7)$$

The strong coupling measured at the τ mass scale is significantly larger than the values ob-

tained at higher energies. From the hadronic decays of the Z , one gets $\alpha_s(M_Z^2) = 0.1186 \pm 0.0027$ [12], which differs from the τ decay measurement by more than twenty standard deviations. After evolution up to the scale M_Z [54], the strong coupling constant in (7) decreases to [51]

$$\alpha_s(M_Z^2) = 0.1215 \pm 0.0012, \quad (8)$$

in excellent agreement with the direct measurements at the Z peak and with a similar accuracy. The comparison of these two determinations of α_s in two extreme energy regimes, m_τ and M_Z , provides a beautiful test of the predicted running of the QCD coupling; i.e. a very significant experimental verification of *asymptotic freedom*.

5. CABIBBO-SUPPRESSED DECAYS

The separate measurement of the $|\Delta S| = 0$ and $|\Delta S| = 1$ τ decay widths allows us to pin down the SU(3) breaking effect induced by the strange quark mass [55,56,57,58,59,60,61], through the differences [56]

$$\begin{aligned} \delta R_\tau^{kl} &\equiv \frac{R_{\tau,V+A}^{kl}}{|V_{ud}|^2} - \frac{R_{\tau,S}^{kl}}{|V_{us}|^2} \\ &\approx 24 \frac{m_s^2(m_\tau^2)}{m_\tau^2} \Delta_{kl}(\alpha_s) - 48\pi^2 \frac{\delta O_4}{m_\tau^4} Q_{kl}(\alpha_s). \end{aligned} \quad (9)$$

The perturbative QCD corrections $\Delta_{kl}(\alpha_s)$ and $Q_{kl}(\alpha_s)$ are known to $O(\alpha_s^3)$ and $O(\alpha_s^2)$, respectively [56,61]. Since the longitudinal contribution to $\Delta_{kl}(\alpha_s)$ does not converge well, the $J = 0$ QCD expression is replaced by its corresponding phenomenological hadronic parametrization [60], which is much more precise because it is dominated by far by the well-known kaon pole. The small non-perturbative contribution, $\delta O_4 \equiv \langle 0 | m_s \bar{s}s - m_d \bar{d}d | 0 \rangle = -(1.5 \pm 0.4) \times 10^{-3} \text{ GeV}^4$, has been estimated with Chiral Perturbation Theory techniques [56].

From the measured moments δR_τ^{k0} ($k = 0, 1, 2, 3, 4$) [62,63], it is possible to determine the strange quark mass; however, the extracted value depends sensitively on the modulus of the Cabibbo–Kobayashi–Maskawa matrix element $|V_{us}|$. It appears then natural to turn things around and, with an input for m_s obtained from

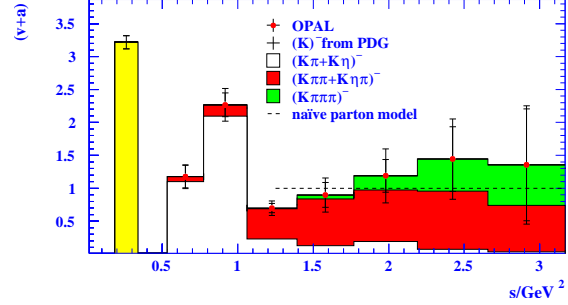


Figure 6. OPAL measurement of the spectral function distribution in $|\Delta S| = 1$ τ decays [63].

other sources, to actually determine $|V_{us}|$ [60]. The most sensitive moment is δR_τ^{00} :

$$|V_{us}|^2 = \frac{R_{\tau,S}^{(0,0)}}{\frac{R_{\tau,V+A}^{(0,0)}}{|V_{ud}|^2} - \delta R_{\tau,\text{th}}^{(0,0)}}. \quad (10)$$

Using $m_s(2 \text{ GeV}) = (94 \pm 6) \text{ MeV}$, which includes the most recent determinations of m_s from lattice and QCD Sum Rules [21], one obtains $\delta R_{\tau,\text{th}}^{00} = 0.240 \pm 0.032$ [60]. This prediction is much smaller than $R_{\tau,V+A}^{(0,0)}/|V_{ud}|^2$, making the theoretical uncertainty in (10) negligible in comparison with the experimental inputs $R_{\tau,V+A}^{(0,0)} = 3.471 \pm 0.011$ and $R_{\tau,S}^{(0,0)} = 0.1686 \pm 0.0047$ [51]. Taking $|V_{ud}| = 0.97377 \pm 0.00027$ [11], one gets [60]

$$|V_{us}| = 0.2220 \pm 0.0031_{\text{exp}} \pm 0.0011_{\text{th}}. \quad (11)$$

This result is competitive with the standard K_{e3} determination, $|V_{us}| = 0.2236 \pm 0.0029$ [21]. The precision should be considerably improved in the near future because the error is dominated by the experimental uncertainty, which can be reduced with the much better data samples from BABAR [34], BELLE [33,64] and the forthcoming BESIII detector [18]. Therefore, the τ data has the potential to provide the best determination of $|V_{us}|$.

With future high-precision τ data, a simultaneous fit of m_s and $|V_{us}|$ should also become possible. A better understanding of the perturbative QCD corrections $\Delta_{kl}(\alpha_s)$ would be very helpful to improve the resulting m_s accuracy [59,60].

6. LEPTON MAGNETIC MOMENTS

The most stringent QED test comes from the high-precision measurements of the e and μ anomalous magnetic moments $a_l \equiv (g_l^\gamma - 2)/2$ [65,66,67]. A recent measurement of a_e , using a one-electron quantum cyclotron, has reduced the experimental uncertainty by a factor of six [68]:

$$a_e = (1\,159\,652\,180.85 \pm 0.76) \cdot 10^{-12}. \quad (12)$$

To a measurable level, a_e arises entirely from virtual electrons and photons; these contributions are known to $O(\alpha^4)$ [65,66,67,69]. The theoretical error is dominated by the uncertainty in the input value of α . Turning things around, the measured value of a_e provides the most precise determination of the fine structure constant [70]:

$$\alpha^{-1} = 137.035\,999\,710 \pm 0.000\,000\,096. \quad (13)$$

This number agrees with other precise determinations of α , but it has an uncertainty (0.70 ppb) 10 times smaller than any other method.

The BNL-E821 experiment has recently published its final value for a_μ [71]:

$$a_\mu = (11\,659\,208.0 \pm 6.3) \cdot 10^{-10}. \quad (14)$$

The anomalous magnetic moment of the muon is sensitive to small corrections from virtual heavier states; compared to a_e , they scale as m_μ^2/m_e^2 . The Standard Model prediction can be decomposed in five types of contributions:

$$\begin{aligned} 10^{10} \cdot a_\mu^{\text{th}} &= 11\,658\,471.81 \pm 0.02 && \text{QED [67,69]} \\ &+ 15.4 \pm 0.2 && \text{EW [72]} \\ &+ 698.9 \pm 9.6 && \text{had}^{\text{LO}} [51, 73] \\ &- 9.8 \pm 0.1 && \text{had}^{\text{NLO}} [74] \\ &+ 12.0 \pm 3.5 && \text{lbl [66, 75]} \\ &= 11\,659\,188.3 \pm 10.2. \end{aligned}$$

This result differs by 1.6σ from the experimental value (14).

The main theoretical uncertainty on a_μ has a QCD origin. Since quarks have electric charge, virtual quark-antiquark pairs induce *hadronic vacuum polarization* corrections to the photon propagator (Fig. 7.c). Owing to the non-perturbative character of QCD at low energies,

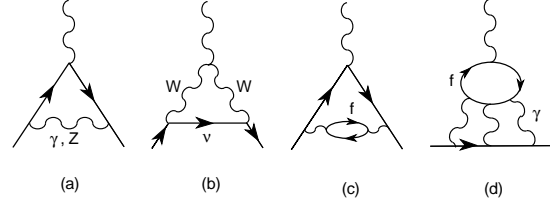


Figure 7. Feynman diagrams contributing to a_l .

the light-quark contribution cannot be reliably calculated at present. Fortunately, this effect can be extracted from the measurement of the cross-section $\sigma(e^+e^- \rightarrow \text{hadrons})$ and from the invariant-mass distribution of the final hadrons in τ decays. The largest contribution comes from the 2π final state. The τ decay determination includes a careful investigation of isospin breaking effects [76], using the pion form factor expression of ref. [24], which amount to an overall $-(2.2 \pm 0.5)\%$ correction [73].

At present, there is a discrepancy between the 2π contributions extracted from e^+e^- and τ data, which translates into slightly different values (2.9σ) for $a_\mu^{\text{had,LO}}$ [73]:

$$a_\mu^{\text{had,LO}} = \begin{cases} (690.8 \pm 4.4) \cdot 10^{-10} & (e^+e^-), \\ (710.3 \pm 5.2) \cdot 10^{-10} & (\tau). \end{cases} \quad (15)$$

Therefore, from e^+e^- data one gets the prediction $a_\mu^{\text{th}} = (11\,659\,180.2 \pm 5.6) \cdot 10^{-10}$, which disagrees with the measured value by 3.3σ , while the τ data gives $a_\mu^{\text{th}} = (11\,659\,199.7 \pm 6.3) \cdot 10^{-10}$, in much better agreement (0.9σ) with the BNL measurement of a_μ [71]. In order to quote a reference number for a_μ^{th} , I have used a weighted average of these two determinations, increasing the error with the appropriate scale factor [11].

New precise e^+e^- and τ data sets are needed to settle the true value of $a_\mu^{\text{had,LO}}$. The present experimental situation is very unsatisfactory, showing internal inconsistencies among different e^+e^- and τ measurements. The KLOE e^+e^- invariant-mass distribution [77] does not agree with CMD2 and SND, while the most recent BELLE measurement of the τ decay spectrum [30] slightly disagrees with ALEPH and CLEO [73]. Using CVC, one predicts from e^+e^- data $\text{Br}(\tau \rightarrow \nu_\tau 2\pi) =$

$(24.48 \pm 0.18)\%$, which is 4.5σ smaller than the direct τ measurement $(25.40 \pm 0.10)\%$ [73]. It is difficult to explain such a large disagreement as an isospin-breaking effect [78]. Since the e^+e^- prediction involves a delicate integration over all the spectrum, while the τ number is a more robust branching ratio measurement (on which all τ experiments agree), the e^+e^- analysis appears to me more suspect as a source of underestimated systematic uncertainties. The radiative return method [79], already used by KLOE [77], will allow the B Factories to provide some light on this issue. Preliminary analyses from BABAR have been already presented at this workshop [80].

Additional QCD uncertainties stem from the smaller *light-by-light* scattering contributions (Fig. 7.d). The most recent evaluations of these corrections [75], have uncovered a sign mistake in previous calculations, improving the agreement with the experimental measurement.

If funded, the Brookhaven E969 proposal could reduce the a_μ experimental uncertainty by a factor of two or more [81]. A meaningful test of the electroweak contributions at this level of precision requires a better control of the QCD corrections. A factor of three improvement also seems possible in the a_e measurement [68]. On the QED side a formidable effort to perform the fifth-order calculation has already started [69].

7. NEUTRINO OSCILLATIONS

The flux of solar ν_e neutrinos reaching the earth has been measured by several experiments [82] to be significantly below the standard solar model prediction [83]. The Sudbury Neutrino Observatory has provided strong evidence that neutrinos do change flavour as they propagate from the core of the Sun [5], independently of solar model flux predictions. SNO is able to detect neutrinos through three different reactions: the charged-current process $\nu_e d \rightarrow e^- pp$ which is only sensitive to ν_e , the neutral current transition $\nu_x d \rightarrow \nu_x pn$ which has equal probability for all active neutrino flavours, and the elastic scattering $\nu_x e^- \rightarrow \nu_x e^-$ which is also sensitive to ν_μ and ν_τ , although the corresponding cross section is a factor 6.48 smaller than the ν_e one. The measured

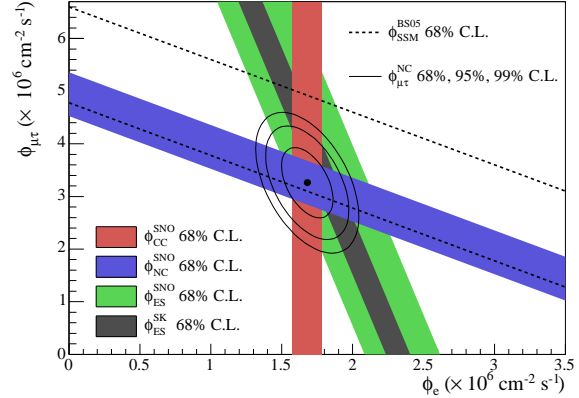


Figure 8. Measured fluxes of 8B solar neutrinos of ν_μ or ν_τ type ($\phi_{\mu,\tau}$) versus the flux of ν_e (ϕ_e) [5].

neutrino fluxes, shown in Fig. 8, demonstrate the existence of a non- ν_e component in the solar neutrino flux at the 5.3σ level. These results have been further reinforced with the KamLAND data, showing that $\bar{\nu}_e$ from nuclear reactors disappear over distances of about 180 Km [8].

Another evidence of oscillations has been obtained from atmospheric neutrinos. The known discrepancy between the experimental observations and the predicted ratio of muon to electron neutrinos has become much stronger with the high precision and large statistics of Super-Kamiokande [7,84]. The atmospheric anomaly appears to originate in a reduction of the ν_μ flux, and the data strongly favours the $\nu_\mu \rightarrow \nu_\tau$ hypothesis. This result has been confirmed by K2K [9] and MINOS [10], observing the disappearance of accelerator ν_μ 's at distances of 250 and 735 Km, respectively. Super-Kamiokande has recently reported statistical evidence of ν_τ appearance at the 2.4σ level [7]. The direct detection of the produced ν_τ is the main goal of the ongoing CERN to Gran Sasso neutrino program [85].

Thus, we have now clear experimental evidence that neutrinos are massive particles and there is mixing in the lepton sector. The present solar, atmospheric, accelerator and reactor neutrino data, leads to the following preferred ranges for the os-

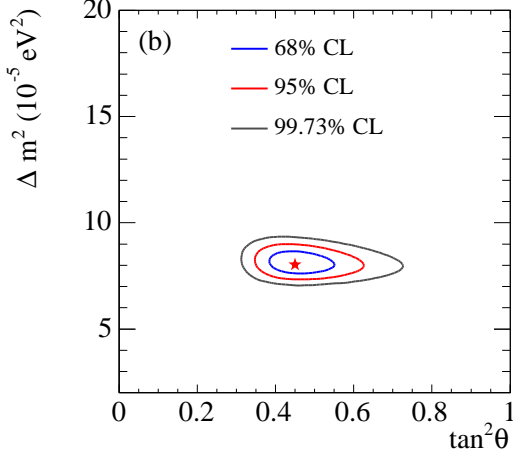


Figure 9. Allowed regions for 2ν oscillations for the combination of solar (ν_e) and KamLAND ($\bar{\nu}_e$) data, assuming \mathcal{CPT} symmetry [5].

cillation parameters [11]:

$$\begin{aligned} \Delta m_{21}^2 &= (8.0^{+0.4}_{-0.3}) \cdot 10^{-5} \text{ eV}^2, \\ 1.9 \cdot 10^{-3} &< |\Delta m_{32}^2| / \text{eV}^2 < 3.0 \cdot 10^{-3}, \\ \sin^2(2\theta_{12}) &= 0.86^{+0.03}_{-0.04}, \\ \sin^2(2\theta_{23}) &> 0.92, \\ \sin^2(2\theta_{13}) &< 0.19, \end{aligned} \quad (16)$$

where $\Delta m_{ij}^2 \equiv m_i^2 - m_j^2$ are the mass squared differences between the neutrino mass eigenstates $\nu_{i,j}$ and θ_{ij} the corresponding mixing angles in the standard three-flavour parametrization. The ranges indicate 90% CL. In the limit $\theta_{13} = 0$, solar and atmospheric neutrino oscillations decouple because $\Delta m_{21}^2 \ll \Delta m_{32}^2$. Thus, Δm_{21}^2 , θ_{12} and θ_{13} are constrained by solar data, while atmospheric experiments constrain Δm_{32}^2 , θ_{23} and θ_{13} . The angle θ_{13} is strongly constrained by the CHOOZ reactor experiment [86]. New planned reactor experiments [82], T2K and NO ν A [84] are expected to achieve sensitivities around $\sin^2(2\theta_{13}) \sim 0.01$.

8. NEW PHYSICS

Non-zero neutrino masses constitute a clear indication of new physics beyond the Standard

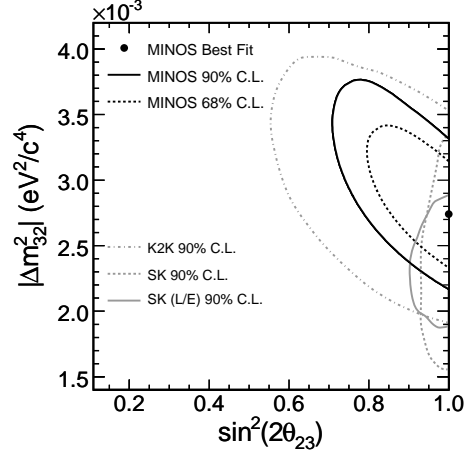


Figure 10. MINOS allowed regions for ν_μ disappearance oscillations, compared with K2K and Super-Kamiokande results [10].

Model. Right-handed neutrinos are an obvious possibility to incorporate Dirac neutrino masses. However, the ν_{iR} fields would be $SU(3)_C \otimes SU(2)_L \otimes U(1)_Y$ singlets, without any Standard Model interaction. Moreover, the gauge symmetry would allow for a right-handed Majorana neutrino mass term of arbitrary size, not related to the ordinary Higgs mechanism.

Adopting a more general effective field theory language, without any assumption about the existence of right-handed neutrinos or any other new particles, one can write the most general $SU(3)_C \otimes SU(2)_L \otimes U(1)_Y$ invariant lagrangian, in terms of the known low-energy fields (ν_{iL} only). The Standard Model is the unique answer with $d = 4$. The first contributions from new physics appear at $d = 5$ and have also a unique form [87], which violates lepton number by two units:

$$\Delta \mathcal{L} = -\frac{c_{ij}}{\Lambda} \bar{L}_i \tilde{\phi} \tilde{\phi}^t L_j^c + \text{h.c.}, \quad (17)$$

where ϕ and L_i are the scalar and i -flavoured lepton $SU(2)_L$ doublets, $\tilde{\phi} \equiv i\tau_2 \phi^*$ and $L_i^c \equiv C\bar{L}_i^t$. Similar operators with quark fields are forbidden, due to their different hypercharges, while higher-dimension operators would be suppressed by higher powers of the new-physics scale Λ .

Table 2

Best published limits (90% CL) on lepton-flavour-violating decays [11,88,89].

$\text{Br}(\mu^- \rightarrow e^- \gamma) < 1.2 \cdot 10^{-11}$	$\text{Br}(\mu^- \rightarrow e^- 2\gamma) < 7.2 \cdot 10^{-11}$	$\text{Br}(\mu^- \rightarrow e^- e^- e^+) < 1.0 \cdot 10^{-12}$
$\text{Br}(\tau^- \rightarrow \mu^- \gamma) < 6.8 \cdot 10^{-8}$	$\text{Br}(\tau^- \rightarrow e^- \gamma) < 1.1 \cdot 10^{-7}$	$\text{Br}(\tau^- \rightarrow e^- e^- \mu^+) < 1.1 \cdot 10^{-7}$
$\text{Br}(\tau^- \rightarrow e^- K_S) < 5.6 \cdot 10^{-8}$	$\text{Br}(\tau^- \rightarrow \mu^- K_S) < 4.9 \cdot 10^{-8}$	$\text{Br}(\tau^- \rightarrow \mu^+ \pi^- \pi^-) < 0.7 \cdot 10^{-7}$
$\text{Br}(\tau^- \rightarrow \Lambda \pi^-) < 7.2 \cdot 10^{-8}$	$\text{Br}(\tau^- \rightarrow \mu^- e^+ \mu^-) < 1.3 \cdot 10^{-7}$	$\text{Br}(\tau^- \rightarrow e^- \pi^+ \pi^-) < 1.2 \cdot 10^{-7}$
$\text{Br}(\tau^- \rightarrow \mu^- \pi^0) < 1.1 \cdot 10^{-7}$	$\text{Br}(\tau^- \rightarrow \mu^- \eta) < 1.3 \cdot 10^{-7}$	$\text{Br}(\tau^- \rightarrow e^- \pi^0) < 1.4 \cdot 10^{-7}$

After spontaneous symmetry breaking, $\langle \phi^{(0)} \rangle = v/\sqrt{2}$, $\Delta\mathcal{L}$ generates a Majorana mass term:

$$\mathcal{L}_M = -\frac{1}{2} \bar{\nu}_{iL} M_{ij} \nu_{jL}^c + \text{h.c.}, \quad M_{ij} = \frac{c_{ij} v^2}{\Lambda}. \quad (18)$$

Thus, Majorana neutrino masses should be expected on general symmetry grounds. The relation (18) generalizes the well-known see-saw mechanism ($m_{\nu_L} \sim m^2/\Lambda$) [90]. Taking $m_\nu \gtrsim 0.05$ eV, as suggested by atmospheric neutrino data, one gets $\Lambda/c_{ij} \lesssim 10^{15}$ GeV, amazingly close to the expected scale of Gran Unification.

With non-zero neutrino masses, the leptonic charged-current interactions involve a flavour mixing matrix \mathbf{U} . The present data on neutrino oscillations imply that all elements of \mathbf{U} are large, except for $\mathbf{U}_{e3} < 0.18$ [91]. Therefore, the mixing among leptons appears to be very different from the one in the quark sector.

The smallness of neutrino masses implies a strong suppression of neutrinoless lepton-flavour-violating processes, which can be avoided in models with other sources of lepton flavour violation, not related to m_{ν_i} [92]. The B Factories are pushing the experimental limits on neutrinoless τ decays beyond the 10^{-7} level [88,89], increasing in a drastic way the sensitivity to new physics scales. Future experiments could push further some limits to the 10^{-9} level [93,94], allowing to explore interesting and totally unknown phenomena. Complementary information will be provided by the MEG experiment, which will search for $\mu^+ \rightarrow e^+ \gamma$ events with a sensitivity of 10^{-13} [95]. There are also ongoing projects at J-PARC aiming to study $\mu \rightarrow e$ conversions in muonic atoms, at the 10^{-18} level [96].

An important question to be addressed in the future concerns the possibility of leptonic CP vio-

lation and its relevance for explaining the baryon asymmetry of our universe through leptogenesis.

9. OUTLOOK

Our knowledge of the lepton properties has been considerably improved during the last few years. Lepton universality has been tested to a rather good accuracy, both in the charged and neutral current sectors. The Lorentz structure of the leptonic $l \rightarrow \nu_l l' \bar{\nu}_{l'}$ decays has been determined with good precision in the μ decay and relevant constraints have been obtained for the τ [11]. An upper limit of 3.2% (90% CL) has been already set on the probability of having a (wrong) decay from a right-handed τ [2,3,4].

The quality of the hadronic τ decay data has made possible to perform quantitative QCD tests and determine the strong coupling constant very accurately, providing a nice experimental verification of asymptotic freedom. Information on the strange quark mass has also been obtained from Cabibbo-suppressed hadronic τ decays; these decay modes are expected to provide soon the most precise determination of $|V_{us}|$.

The recent measurement of the electron anomalous magnetic moment has substantially improved the determination of α , while the BNL investigation of a_μ has reached the needed sensitivity to explore higher-order electroweak corrections. Further experimental progress could be possible. To perform a meaningful precision test of the electroweak theory, it is necessary to control better the QCD contributions. The present e^+e^- versus τ experimental controversy on the photon vacuum polarization should be resolved, and a more accurate determination of the light-by-light scattering contribution is needed.

The first hints of new physics beyond the Standard Model have emerged recently, with convincing evidence of neutrino oscillations from solar, atmospheric, accelerator and reactor neutrino experiments. The existence of lepton flavour violation opens a very interesting window to unknown phenomena, which we are just starting to explore. It seems possible to push the present limits on neutrinoless τ decays beyond the 10^{-8} or even 10^{-9} level, probing the underlying lepton flavour dynamics to a much deeper level of sensitivity. At the same time, new neutrino oscillation experiments will measure the small mixing angle θ_{13} and will investigate whether CP violating phases are also present in the lepton mixing matrix.

The huge τ data sample accumulated at the B Factories will soon be complemented with the BESIII $\tau^+\tau^-$ pairs, collected at threshold. Moreover, a possible Super-B Factory is already under study [93], and further ideas towards a low-energy Tau-Charm Factory with luminosities beyond $10^{35} \text{ cm}^{-2} \text{ s}^{-1}$, using a high-intensity e^+e^- linear collider, have been presented at this workshop [94]. Therefore, τ physics will continue being a very active field of research in the next years. Among the new topics which could be investigated in the future, it is worth mentioning the search for CP violating signals in τ decays.

Decays of heavier particles into τ leptons are another interesting field of research, as exemplified by the recent determination of $f_B|V_{ub}|$ from the $B \rightarrow \tau\nu_\tau$ branching ratio [97]. The Tevatron has also shown the advantages of the τ lepton as a tool for new physics searches [98]. The τ provides a clean signature and the possibility to perform polarization analyses, which makes τ identification a key ingredient for new discoveries. Strategies to exploit the full τ potential at LHC are being actively investigated at present [99].

ACKNOWLEDGEMENTS

I want to thank Alberto Lusiani for organizing an enjoyable conference. I have benefited from discussions with M. Davier, M. Jamin, J. Portolés and G. Rodrigo. This work has been supported by MEC, Spain (Grant FPA2004-00996) and by the EU MRTN-CT-2006-035482 (FLAVIANet).

REFERENCES

1. A. Pich, *The Standard Model of Electroweak Interactions*, hep-ph/0502010.
2. A. Pich, *Tau Physics*, in *Heavy Flavours II*, eds. A.J. Buras and M. Lindner, Advanced Series on Directions in High Energy Physics 15 (World Scientific, Singapore, 1998), p. 453.
3. A. Pich, Nucl. Phys. B (Proc. Suppl.) 123 (2003) 1; Int. J. Mod. Phys. A 21 (2006) 5652.
4. A. Stahl, *Physics with Tau Leptons*, Springer Tracts in Modern Physics 160 (Springer, Berlin, 2000).
5. SNO Collab., Phys. Rev. Lett. 89 (2002) 011301, 011302; 92 (2004) 181301; Phys. Rev. C 72 (2005) 055502; nucl-ex/0610020.
6. Super-Kamiokande Collab., Phys. Rev. Lett. 86 (2001) 5656; Phys. Lett. B 539 (2002) 179; Phys. Rev. D 69 (2004) 011104; 68 (2003) 092002.
7. Super-Kamiokande Collab., Phys. Rev. Lett. 81 (1998) 1562; 82 (1999) 2644, 5194; 85 (2000) 3999; 93 (2004) 101801; 97 (2006) 171801; Phys. Rev. D 71 (2005) 112005.
8. KamLAND Collab., Phys. Rev. Lett. 90 (2003) 021802; 92 (2004) 071301; 94 (2005) 081801.
9. K2K Collab., Phys. Rev. D 74 (2006) 072003; Phys. Rev. Lett. 90 (2003) 041801; 94 (2005) 081802.
10. MINOS Collab., Phys. Rev. Lett. 97 (2006) 191801; C. Howcroft, these proceedings.
11. W.-M. Yao et al., The Review of Particle Physics, Journal of Physics G 33 (2006) 1.
12. The LEP Collaborations ALEPH, DELPHI, L3, OPAL and the LEP Electroweak Working Group, hep-ph/0612034; <http://www.cern.ch/LEPEWWG>.
13. L. Fiorini, these proceedings.
14. A. Lusiani, Nucl. Phys. B (Proc. Suppl.) 144 (2005) 105.
15. K.R. Lynch, hep-ph/0608045.
16. M. Shapkin, these proceedings.
17. KEDR Collab., these proceedings.
18. X.H. Mo, these proceedings.
19. P. Ruiz-Femenía and A. Pich, Phys. Rev. D 64 (2001) 053001; Nucl. Phys. B (Proc. Suppl.) 121 (2003) 205.

20. M.B. Voloshin, Phys. Lett. B 556 (2003) 153.
B.H. Smith and M.B. Voloshin, Phys. Lett. B 324 (1994) 117; 333 (1994) 564.
21. M. Jamin, J.A. Oller and A. Pich, Phys. Rev. D 74 (2006) 074009.
22. ALEPH Collab., Z. Phys. C 76 (1997) 15.
CLEO Collab., Phys. Rev. D 61 (2000) 112002.
23. A. Pich and J. Portolés, Phys. Rev. D 63 (2001) 093005; Nucl. Phys. B (Proc. Suppl.) 121 (2003) 179.
24. F. Guerrero and A. Pich, Phys. Lett. B 412 (1997) 382.
25. D. Gómez-Dumm, A. Pich and J. Portolés, Phys. Rev. D 62 (2000) 054014.
26. J.J. Sanz-Cillero and A. Pich, Eur. Phys. J. C 27 (2003) 587. I. Rosell, J.J. Sanz-Cillero and A. Pich, JHEP 0408 (2004) 042.
27. J. Gasser and H. Leutwyler, Nucl. Phys. B 250 (1985) 465, 517, 539. G. Ecker, Prog. Part. Nucl. Phys. 35 (1995) 1. A. Pich, Rep. Prog. Phys. 58 (1995) 563. V. Bernard and U.-G. Meissner, hep-ph/0611231.
28. G. Ecker et al., Nucl. Phys. B 321 (1989) 311; Phys. Lett. B 233 (1989) 425.
29. A. Pich, hep-ph/0205030.
30. M. Fujikawa, these proceedings.
31. M. Jamin, A. Pich and J. Portolés, Phys. Lett. B 640 (2006) 176.
32. M. Jamin, J.A. Oller and A. Pich, Nucl. Phys. B 622 (2002) 279; 587 (2000) 331.
33. B.A. Shwartz, these proceedings.
34. I.M. Nugent, these proceedings.
35. D. Gómez-Dumm, A. Pich and J. Portolés, Phys. Rev. D 69 (2004) 073002.
36. CLEO Collab., Phys. Rev. D 61 (2000) 052004, 012002.
37. OPAL Collab., Z. Phys. C 75 (1997) 593.
38. ALEPH Collab., Phys. Rep. 421 (2005) 191; Eur. Phys. J. C 4 (1998) 409; Phys. Lett. B 307 (1993) 209.
39. J. Portolés, these proceedings.
40. G. Ecker and R. Unterdorfer, Eur. Phys. J. C 24 (2002) 535.
41. R. Sobie, these proceedings.
42. BABAR Collab., Phys. Rev. D 72 (2005) 012003; R. Kass et al., these proceedings.
43. K.K. Gan, these proceedings.
44. E. Braaten, Phys. Rev. Lett. 60 (1988) 1606; Phys. Rev. D 39 (1989) 1458.
45. S. Narison and A. Pich, Phys. Lett. B 211 (1988) 183.
46. E. Braaten, S. Narison and A. Pich, Nucl. Phys. B 373 (1992) 581.
47. F. Le Diberder and A. Pich, Phys. Lett. B 286 (1992) 147. A.A. Pivovarov, Z. Phys. C 53 (1992) 461.
48. A. Pich, Nucl. Phys. B (Proc. Suppl.) 39B,C (1995) 326.
49. W.J. Marciano and A. Sirlin, Phys. Rev. Lett. 61 (1988) 1815. E. Braaten and C.S. Li, Phys. Rev. D 42 (1990) 3888. J. Erler, hep-ph/0211345.
50. F. Le Diberder and A. Pich, Phys. Lett. B 289 (1992) 165.
51. M. Davier, A. Höcker and Z. Zhang, Rev. Mod. Phys. 78 (2006) 1043; these proceedings.
52. CLEO Collab., Phys. Lett. B 356 (1995) 580.
53. OPAL Collab., Eur. Phys. J. C 7 (1999) 571.
54. G. Rodrigo, A. Pich and A. Santamaria, Phys. Lett. B 424 (1998) 367.
55. M. Davier, Nucl. Phys. B (Proc. Suppl.) 55C (1997) 395.
56. A. Pich and J. Prades, JHEP 9910 (1999) 004; 9806 (1998) 013.
57. S. Chen et al., Eur. Phys. J. C 22 (2001) 31. M. Davier et al., Nucl. Phys. B (Proc. Suppl.) 98 (2001) 319.
58. K.G. Chetyrkin et al., Nucl. Phys. B 533 (1998) 473. J.G. Körner et al., Eur. Phys. J. C 20 (2001) 259.
59. K. Maltman and C.E. Wolfe, Phys. Lett. B 639 (2006) 283; these proceedings. J. Kambor and K. Maltman, Phys. Rev. D 62 (2000) 093023; 64 (2001) 093014. K. Maltman, Phys. Rev. D 58 (1998) 093015.
60. E. Gámiz et al., Phys. Rev. Lett. 94 (2005) 011803; JHEP 0301 (2003) 060; these proceedings.
61. P.A. Baikov, K.G. Chetyrkin and J.H. Kühn, Phys. Rev. Lett. 95 (2005) 012003.
62. ALEPH Collab., Eur. Phys. J. C 11 (1999) 599; 10 (1999) 1.
63. OPAL Collab., Eur. Phys. J. C 35 (2004) 437.
64. T. Ohshima, these proceedings.

65. V.H. Hughes and T. Kinoshita, *Rev. Mod. Phys.* 71 (1999) S133.
66. M. Davier and W.J. Marciano, *Annu. Rev. Part. Sci.* 54 (2004) 115.
67. M. Passera, *J. Phys. G* 31 (2005) R75; *Phys. Rev. D* 75 (2007) 013002; these proceedings.
68. B. Odom et al., *Phys. Rev. Lett.* 97 (2006) 030801.
69. T. Kinoshita and M. Nio, *Phys. Rev. D* 73 (2006) 013003, 053007; 70 (2004) 113001; *Phys. Rev. Lett.* 90 (2003) 021803. T. Aoyama et al., *Nucl. Phys. B* 740 (2006) 138. M. Nio et al., these proceedings.
70. G. Gabrielse et al., *Phys. Rev. Lett.* 97 (2006) 030802.
71. Muon $g - 2$ Collab., *Phys. Rev. D* 73 (2006) 072003.
72. A. Czarnecki et al., *Phys. Rev. D* 67 (2003) 073006; 72 (2005) 053016; 64 (2001) 013014; 52 (1995) 2619; *Phys. Rev. Lett.* 76 (1996) 3267. M. Knecht et al., *JHEP* 0211 (2002) 003. S. Peris et al., *Phys. Lett. B* 355 (1995) 523. S. Heinemeyer et al., *Nucl. Phys. B* 699 (2004) 103. T.V. Kukhto et al., *Nucl. Phys. B* 371 (1992) 567.
73. M. Davier et al., *Eur. Phys. J. C* 27 (2003) 497; 31 (2003) 503. M. Davier, these proceedings. S.I. Eidelman, these proceedings.
74. K. Hagiwara et al., *Phys. Rev. D* 69 (2004) 093003; hep-ph/0611102. B. Krause, *Phys. Lett. B* 390 (1997) 392.
75. K. Melnikov and A. Vainshtein, *Phys. Rev. D* 70 (2004) 113006. M. Knecht and A. Nyffeler, *Phys. Rev. D* 65 (2002) 073034. M. Knecht et al., *Phys. Rev. Lett.* 88 (2002) 071802. I. Blokland et al., *Phys. Rev. Lett.* 82 (2002) 071803. J. Bijnens et al., *Nucl. Phys. B* 626 (2002) 410; 474 (1996) 379; *Phys. Rev. Lett.* 75 (1995) 1447, 3781. J. Bijnens and J. Prades, hep-ph/0701240. M. Hayakawa and T. Kinoshita, hep-ph/0112102; *Phys. Rev. D* 57 (1998) 465, Err: 66 (2002) 019902. M.J. Ramsey-Musolf and M. Wise, *Phys. Rev. Lett.* 89 (2002) 041601. A. Vainshtein, these proceedings.
76. V. Cirigliano, G. Ecker and H. Neufeld, *Phys. Lett. B* 513 (2001) 361; *JHEP* 0208 (2002) 002.
77. G. Venanzoni, these proceedings.
78. A. Flores-Tlalpa et al., these proceedings. K. Maltman, these proceedings.
79. G. Rodrigo, these proceedings.
80. W.F. Wang, these proceedings.
81. D.W. Hertzog, these proceedings.
82. N.A. Jelley, these proceedings.
83. J. Bahcall and M.H. Pinsonneault, *Phys. Rev. Lett.* 92 (2004) 121301.
84. Y. Suzuki, these proceedings.
85. M. De Serio, these proceedings.
86. CHOOZ Collab., *Phys. Lett. B* 466 (1999) 415.
87. S. Weinberg, *Phys. Rev. Lett.* 43 (1979) 1566.
88. BABAR Collab., hep-ex/0610067; *Phys. Rev. Lett.* 96 (2006) 041801; 95 (2005) 191801, 041802; 92 (2004) 121801; S. Banerjee and G. D. Lafferty, these proceedings.
89. BELLE Collab., *Phys. Lett. B* 640 (2006) 138; 639 (2006) 159; 632 (2006) 51; 622 (2005) 218; 589 (2004) 103; *Phys. Rev. Lett.* 93 (2004) 081803; 92 (2004) 171802; T. Ohshima, these proceedings.
90. M. Gell-Mann, P. Ramond and R. Slansky, in *Supergravity*, eds. P. van Nieuwenhuizen and D.Z. Freedman (North Holland, Stony Brook 1979) 315; T. Yanagida, in *Proc. Workshop on Unified Theory and Baryon Number in the Universe*, eds. O. Sawada and A. Sugamoto (KEK, 1979) 95.
91. C. Giunti, these proceedings.
92. A. Masiero, these proceedings. S. Antusch et al., these proceedings.
93. M. Roney, these proceedings.
94. A. Schoening, these proceedings.
95. T. Mori, these proceedings.
96. A. Sato, these proceedings.
97. L. Corwin, these proceedings. S. Eidelman, these proceedings.
98. C. Hays, these proceedings.
99. S. Dutta, F. Tarrade, A. Kaczmarek, D.J. Mangeol and M. Shapkin, these proceedings.