

ON THE ELECTROPRODUCTION ON NUCLEI

K. Fiałkowski¹, R. Wit²

*M. Smoluchowski Institute of Physics
Jagellonian University
30-059 Kraków, ul. Reymonta 4, Poland*

Abstract

Recent data on the electroproduction of hadrons on nuclei are discussed. The effects of the nuclear absorption are investigated using the Lund model for electroproduction on nucleons. A simple geometrical model with a minimal number of assumptions and free parameters is shown to describe the data reasonably well.

PACS: 13.60.-r, 24.10.Lx, 25.30.Rw

Keywords: Electroproduction, nuclear absorption

¹e-mail address: fialkowski@th.if.uj.edu.pl

²e-mail address: wit@th.if.uj.edu.pl

1 Introduction

Electroproduction of hadrons on the nuclei is considered since long as a favourite process to investigate the nuclear absorption effects. On one side, the initial production process may be safely assumed to occur on a single nucleon and to be the same as in the electroproduction on a nucleon (proton or neutron) in the deuteron, since any screening corrections are negligible for deeply virtual photons exchanged in the process. On the other hand, there is a marked difference in the spectra of hadrons from these two processes, and it is attributed generally to the secondary interactions of the produced hadrons on their way out from the nuclei [1].

Recently, interesting data from the HERMES collaboration were published, enlarging our knowledge of the electroproduction on N , Kr and Xe nuclei both for the single spectra [2] and for the two hadron systems [3]. The direct comparison of data on hydrogen and on heavier nuclei allows to investigate the ratios of spectra for which many systematic uncertainties cancel.

We present a comparison of these data with a simple model based on the PYTHIA code [4] for the electroproduction on nucleons and the geometrical scheme for calculating the absorption effects. Obviously, we are not the first to consider a model of this type. The unique feature of the Lund description of the production processes is the definite space-time picture associated with the generation of hadrons [5]. Therefore it was extensively used to describe the absorption effects in the hadroproduction on nuclei [6, 7, 8, 9, 10, 11]. Also recently various versions of the Lund models were exploited to analyse the HERMES data [12, 13, 14, 15]. However in these papers the geometrical picture of production from the one dimensional Lund model was carried directly into the $3D$ case, and/or coupled to the complicated description of interactions with "the remaining part" of the nucleus (e.g. the system of transport equations). It is thus difficult to decide which piece of the model is responsible for the discrepancies with data.

We discuss a very simple picture, in which only the obvious part of Lund space-time development is used, and we supplement it with (equally obvious) pure absorptive effects. Clearly, such a model has a limited applicability. However, we feel that the determination of the limits of applicability for a maximally simplified model is useful for any future extensions and more sophisticated descriptions. Moreover, it is instructive to check which features of the data can be described satisfactorily already in such a simple model and thus, which predictions seem to not depend on any details of the description.

In the next section we present our model in detail. Then we discuss the results for the single particle spectra and the comparison with recent data on hadron pairs. We conclude with a short summary.

2 The model

We are using the Monte Carlo generator PYTHIA 6.203 [4] and generate more than a quarter milion of events per each nucleus, with a correct proportion of ep or en events. All the kinematical cuts from two HERMES sets of data are applied, either by setting the proper values of PYTHIA parameters, or explicitly in the program for the event analysis.

We supplement the ordinary information provided by PYTHIA for each event by the values of one extra parameter from the generating algorithm. It is the GAM(3) parameter, set for *each* string break in the PYSTRF procedure, denoting the proper time τ_0 (time measured in the string rest frame) between the string formation and its break. This time, corrected for the Lorentz dilatation, is used to calculate the distance between the string formation and string breaking point in the nucleus rest frame

$$s_{form}^0 = \tau_0 v_{str} \gamma_{str}.$$

Then it is attributed as the lower limit for the formation length to the hadron originating from this break. We allot this length for the charged "stable" hadrons, i.e. pions, kaons and (anti)protons born directly from the string breaks as well as for the decay products ("children" and "grandchildren") of the hadrons born directly. For the "last" hadron (or the pair of hadrons) of the event, which combines the "leftover" partons born in the former breaks, the last calculated proper time of the break is used.³ We checked that this prescription attributes the formation length to almost all the charged hadrons produced.

One should note here that the usual geometrical considerations of the string breaking and hadron formation in the Lund model [5] suggest that the formation length should include the distance between the string break and the "formation point", the first intersection of the lines of partons "born" in the neighbouring breaks [15]. Thus one distinguishes often between two formation lengths: the "production length" and the "yo-yo length" [8]. The later choice was found repeatedly to yield too small absorption effects, unless significant absorption cross section for *partons* is assumed. Moreover, such an intersection occurs in fact only in the 1 + 1 dimensional Lund model; in (3 + 1)*D* the lines usually do not meet. Thus we consider alternative ways of accounting for the "rearrangement of partons to form a hadron". We tried two choices. In the first case a constant "recombination proper time" τ_r (of the order of 0.1 ÷ 1 fm/c in the string rest frame) is assumed, leading to the extra piece of formation length proportional to the *string* velocity and the Lorentz factor

$$s_{form} = (\tau_0 + \tau_r) v_{str} \gamma_{str}.$$

In the second case for each hadron a "hadronization proper time" τ_h is assumed, and subsequently dilatated by a *hadron* Lorentz factor γ_h

$$s_{form} = \tau_0 v_{str} \gamma_{str} + \tau_h v_h \gamma_h.$$

We found that the last choice overestimates significantly the formation length, leading to the underestimation of the absorption effects for fast hadrons. Thus this case is not considered in the following. Note that in both cases we assume no absorption until the hadron is formed (the absorption cross section is zero for the "pre-hadron" state).

For the string creation point we generate the values of the distance from the centre of nucleus r_0 and the azimuthal angle θ assuming a constant density in volume, i.e. choosing randomly from the flat distributions of r_0^3 between 0 and R^3 , and $\cos\theta$ between -1 and 1 . R is the nuclear radius, calculated for each A from the standard formula (in fm units)

³Thus typically each value of the formation length is attributed to more than one charged hadron.

$$R(A) = 1.12A^{1/3} - 0.86A^{-1/3}.$$

To estimate the absorption effects we calculated first the geometrical path from the creation point to the nuclear surface, i.e.

$$s_{geom} = r_0 \cos \theta + \sqrt{R^2 - r_0^2 \sin^2 \theta}.$$

Then we evaluate the absorption length L for hadrons inside nucleus from the absorption cross section σ and nuclear density ρ , $L = (\sigma\rho)^{-1}$. The inelastic cross sections in the energy range corresponding to the HERMES conditions are about 50 mb for antiprotons, 30 mb for protons, 20 mb for pions and negative kaons and about 12 mb for positive kaons. This yields the values of absorption length of $1.2 \div 5$ fm. With these values we may calculate the survival probability

$$P = \begin{cases} \exp(-s'_{geom}/L) & \text{if } s'_{geom} = s_{geom} - s_{form} > 0, \\ 1 & \text{if } s'_{geom} < 0, \end{cases}$$

which is used as the weight to produce the spectra from nuclei. The ratio of spectra with weights and without weights (i.e. with weight equal one) is to be compared with the experimental ratios of spectra from nuclei and the properly normalized spectra from nucleons.

The geometrical picture showing the quantities defined above is presented in Fig.1 for the case of a hadron formed inside the nucleus.

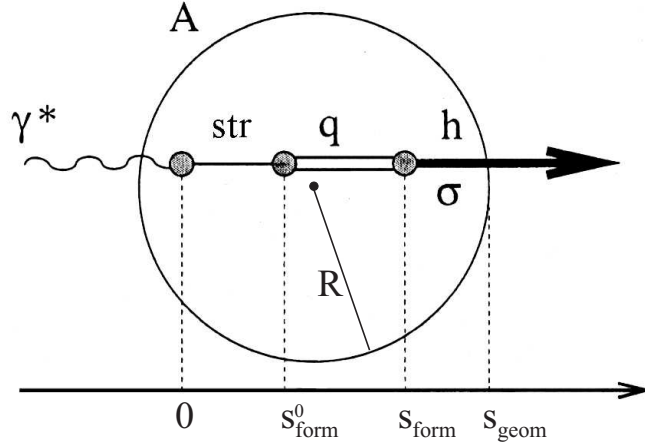


Figure 1: The schematic picture of the string formation, string breaking and hadron formation inside a nucleus. The distances are measured from the string formation point.

In these calculations the nuclei were modelled by a very simple description, the so-called "hard sphere", in which the nuclear density is constant within a sphere of radius R , and zero outside. In a more realistic model the nuclear density depends on the radial coordinate e.g. by the standard ("Saxon-Woods") formula

$$\rho(r) = \frac{\rho_0}{1 + \exp[(r - R)/\Delta]},$$

where $\rho_0 = 0.17 \text{ fm}^{-3}$ and $\Delta = 0.54 \text{ fm}$. To check if the geometrical approximation is reliable we have repeated the calculations with s'_{geom} replaced by s'_{eff}

$$s'_{eff} = \int_d^\infty ds \left[1 + \exp \frac{\sqrt{s^2 + r_0^2 \sin^2 \theta} - R}{\Delta} \right]^{-1}$$

where $d = -r_0 \cos \theta + s_{form}$. Another modification was the selection of the string creation point not just from the inside of the sphere, but with r_0 weighted with the Saxon-Wodds distribution.

We checked that the ratios of z -distributions resulting from the weights calculated in all the discussed cases for all nuclei are hardly distinguishable. Since the generation of r_0 values from a non-uniform distribution is more time consuming, we use in the following the model with variable nuclear density, but with the simple generation of the r_0 values.

3 Absorption for the single hadron spectra

The HERMES collaboration has published precise data for single charged hadron electroproduction on the deuteron, nitrogen and krypton gas targets for the positron energy of 27.6 GeV [2]. The relative energy in the lab frame $z = E_h/\nu$ was used to define the spectra in the range $0.02 < z < 1.0$. The ratio of the properly normalized spectra

$$R^h(z, \nu, p_t^2, Q^2) = \left(\frac{N_h(z, \nu, p_t^2, Q^2)}{N_e(\nu, Q^2)} \right)_A / \left(\frac{N_h(z, \nu, p_t^2, Q^2)}{N_e(\nu, Q^2)} \right)_d$$

reflects the nuclear effects for the light (nitrogen, $A = 14$) and medium-size (krypton, $A = 84$) nuclei. The kinematical cuts for the momentum transfer squared, $Q^2 > 1.0 \text{ GeV}^2/c^2$, hadronic invariant mass $W > 2 \text{ GeV}$ and the positron relative energy loss $y = \nu/E < 0.85$ were used.

These results were compared in the HERMES paper [2] with two absorption models [12, 13]. One of them [12] visibly overestimates the absorption effects for nitrogen, and the other one [13] predicts a too steep z -dependence for the krypton data. Obviously, none of the models describes the excess of hadrons at small z , which is probably due to the production in secondary collisions.

We compare the same data with the predictions of our model specified in the previous section. For the formation length defined by the breaking point of the string, $s_{form} = \tau_0 \gamma_{str} \nu_{str}$, the absorption effects are too strong, especially for the krypton data. Thus it seems necessary to introduce the "recombination proper time", as described in the previous section.

We found that the value of $\tau_r = 0.7 \div 0.8 \text{ fm}/c$ gives a good description of the data for nitrogen for $z > 0.1$, as shown in Fig.2. The dependence of the results on this value is not very strong; in the following only $\tau_r = 0.8 \text{ fm}$ is used. The data for krypton are well described for $z > 0.3$, as shown in Fig.3.

The good agreement with data of a simple model with only one free parameter τ_r for $z > 0.3$ is remarkable. One should note that both the z -dependence and A -dependence of data seems to be correctly described using the geometrical picture provided by the Lund

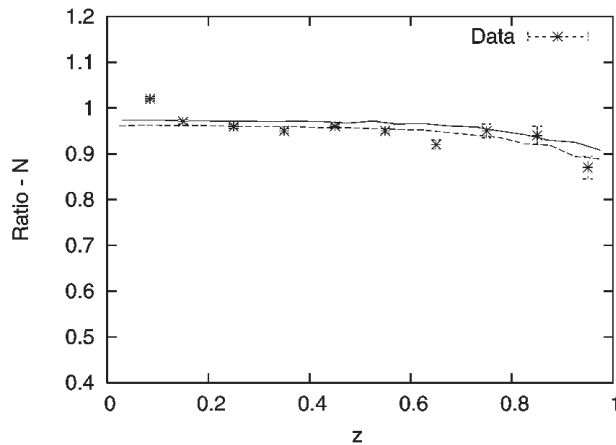


Figure 2: The experimental ratio of z -spectra for nitrogen and deuterium [2] (stars) compared with the model calculations for $\tau_r = 0.7$ fm/c (broken line) and for $\tau_r = 0.8$ fm/c (solid line).

model. Obviously, it is desirable to get similar data for more than two values of A , e.g. for xenon, for which the predictions are also shown in Fig.3.

It is obvious that we cannot expect an agreement of the model calculations with the data for small values of z . We have considered merely the absorption effects (and get in fact the results quite similar to other authors cited in the HERMES paper [2], although our model gives a better description of the data). We expect that the secondary collisions of the hadrons originating from the string breaking with other nucleons produce extra hadrons. This enhances the spectra for low z values and may even result in the values of R_h above one, as seen in the first bin of the nitrogen data. Such an effect may be directly incorporated into the model [16], or combined with the absorption effects in the transport equations [14, 15]. However, such refinements are rather arbitrary and involve many extra parameters. Therefore we feel that it is useful to establish the range of z for which a simple absorption model does not require any such modifications. It seems to be almost the full z range for light nuclei, as nitrogen ($z > 0.1$), and visibly less for heavier nuclei, as krypton ($z > 0.3$). It would be interesting to check if the same range applies as well for other nuclei, e.g. xenon.

Till now we have discussed the data for all charged hadrons. The HERMES experiment is able to identify particles and the corresponding data were also published [2]. The data for pions resemble closely those for all charged hadrons, as pions are most copiously produced. The data for negative kaons do not agree with the predictions of the absorption model [12]. In particular, the model predicts almost negligible difference between the positive and negative kaons, in clear disagreement with data.

In our model one may expect different absorption effects for pions and kaons for two reasons. First, the absorption cross sections are different. Second, the different masses may lead to different values of the only free parameter, the recombination time τ_r . We found that a reasonable agreement with data for kaons at $z > 0.35$ is achieved for $\tau_r = 0.4$ fm/c, half of the τ_r value for pions. Let us note that by the uncertainty relation these values correspond to the energies of about 0.3 GeV for pions and 0.6 GeV for kaons, close to their typical transverse masses. The data are shown together with our predictions in

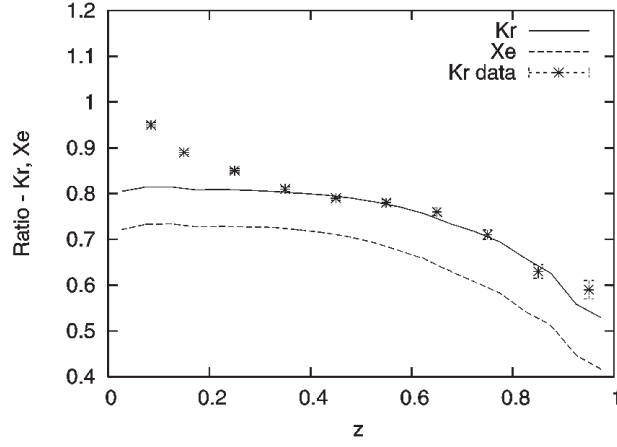


Figure 3: The experimental ratio of z -spectra for krypton and deuterium [2] (stars) compared with the model calculations for $\tau_r = 0.8$ fm/c (solid line). The model calculations are shown also for xenon (broken line).

Fig.4. One sees a reasonable agreement.

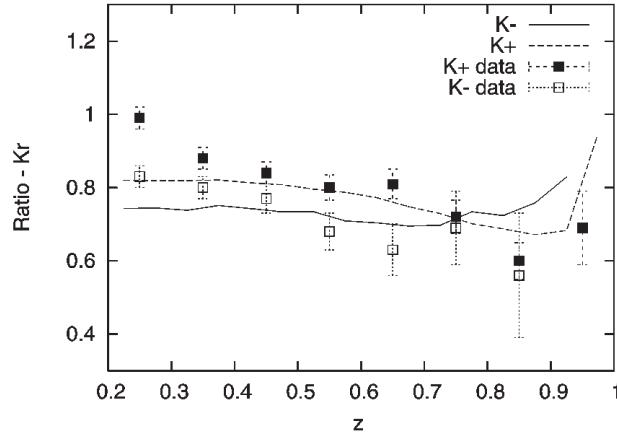


Figure 4: The ratio of normalized yields of K^+ -s (stars) and K^- -s (squares) for Kr and D nuclei [2]. Our model predictions are shown as broken and solid lines, respectively.

4 Two hadron spectra

Recently, the HERMES collaboration has extended their previous data by publishing precise results on the conditional z -spectra for charged hadron electroproduction on the deuteron, nitrogen, krypton and xenon gas targets for the same positron energy of 27.6 GeV [3]. Kinematical cuts were the same as for the single spectra [2]. The events were selected by the condition that one of the charged hadrons has $z_1 > 0.5$. The ratio of the

properly normalized spectra for other hadrons

$$R_{2h}(z_2) = \left(\frac{dN^{z_1>0.5}(z_2)/dz_2}{N^{z_1>0.5}} \right)_A / \left(\frac{dN^{z_1>0.5}(z_2)/dz_2}{N^{z_1>0.5}} \right)_d$$

(of the same charge sign as the selected one) were shown for $0.05 < z_2 < 0.5$.

The results were compared with the predictions of absorption models [12, 13] and with the predictions of a model including the production processes by means of the BUU transport equations [14]. The absorption models overestimate the absorption effects, especially for heavier nuclei, in all the considered z -range. The transport model fares better, but it does not reflect two most striking features of the data: the similarity of the results for all the nuclei and the apparent disappearance of the absorption effects for $z_2 \rightarrow 0.5$.

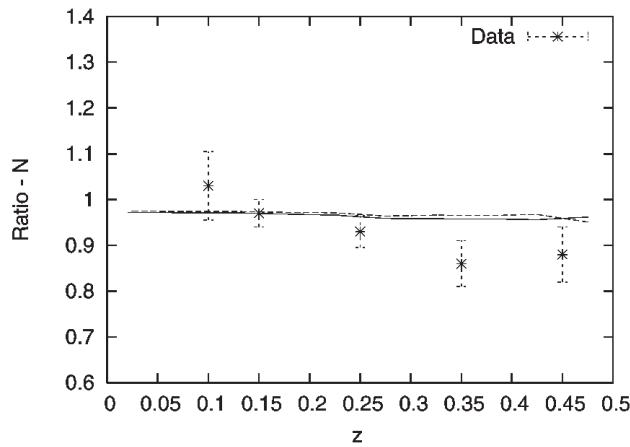


Figure 5: The experimental ratio of the conditional z -spectra for nitrogen and deuterium [3] (stars with errorbars) compared with the model calculations for $\tau_r = 0.8$ fm/c (broken line) and the results of the event generation without proper correlations (solid line).

We compare the data with the same absorption model which we used to describe the single spectra with the value of $t_r = 0.8$ fm. Let us note that a simple selection of PYTHIA events for ep and en collisions with the value of $z_1 > 0.5$ for one of the hadrons is not sufficient to model the nuclear collisions. In the Lund models one expects an obvious correlation between the absorption of the "trigger hadron" and other produced particles. Since the large z hadrons in HERMES data are strongly absorbed, the observation of such a hadron in electroproduction on heavy nucleus enhances the probability that the absorption of *all* the hadrons in this event is below the average. This happens because the absorption depends both on s_{form} (which may be different for each hadron) and s_{geom} , which is common for all the hadrons from a given event. Therefore a proper procedure to generate events for the conditional z -distributions is to calculate for each event with a fast hadron ($z_1 > 0.5$) the probability P_{na} that this hadron is not absorbed before leaving the nucleus. Then one generates a random number r from the range $0 \div 1$ and accepts the event only if $r < P_{na}$.

In figures 5-7 we show both the predictions of our model with the correlation taken into

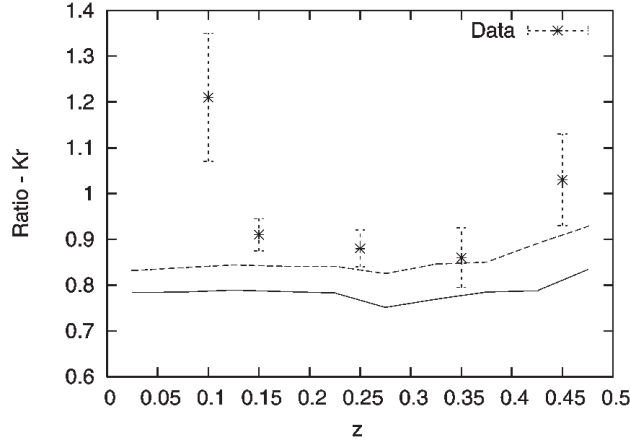


Figure 6: The experimental ratio of the conditional z -spectra for krypton and deuterium [3] (stars with errorbars) compared with the model calculations for $\tau_r = 0.8$ fm/c (broken line) and the results of the event generation without proper correlations (solid line).

account, as described above, and without this correlation (showing just the absorption for the hadrons other than the fastest one).

We see that the nitrogen data show unexpected strong fluctuations, but are roughly compatible with the model predictions. The data for krypton and xenon agree reasonably well with the model for $z_2 > 0.2$ (Kr) or $z_2 > 0.3$ (Xe).

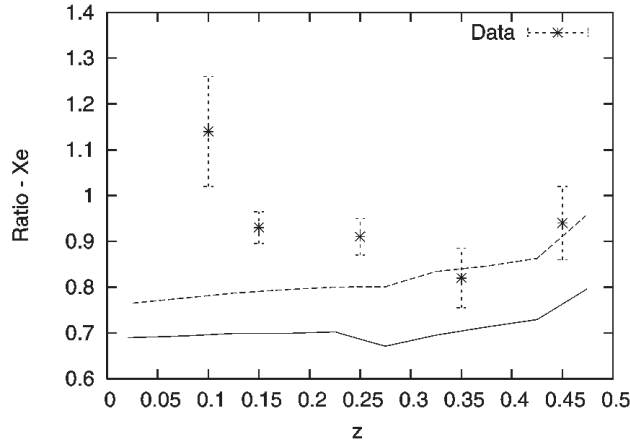


Figure 7: The experimental ratio of the conditional z -spectra for xenon and deuterium [3] (stars with errorbars) compared with the model calculations for $\tau_r = 0.8$ fm/c (broken line) and the results of the event generation without proper correlations (solid line).

Let us remind once more that for lower z the production processes (neglected in our model) are probably important. The results for the model neglecting correlations overestimate significantly the absorption effects for heavier nuclei. They are quite similar to the results of the absorption models shown together with the HERMES data [3].

5 Conclusions

We have investigated the electroproduction of hadrons inside the nuclei using the PYTHIA generator. The results from the recent HERMES experiment [2, 3] are compared with the calculations done using a very simple scheme for the absorption effects. The ratios of single particle spectra for all charged hadrons are quite well described for the values of z above 0.1 (N) or 0.3 (Kr). Moreover, the flavour dependence of the absorption effects in single spectra is reasonably well described assuming that the recombination time is proportional to the inverse of the hadron transverse mass. The ratios of the conditional spectra for the events containing one hadron with large z are also well described for the values of z above 0.1 (N) or 0.3 (Kr, Xe). In particular, the similarity of the conditional spectra for all nuclei and the increase of ratios for maximal possible z_2 seems to be well understood in the absorption model with the PYTHIA generation mechanism. These effects result from the correlation induced by the bias in the position of a string creation for the events with a very fast hadron.

Our results suggest that the space-time production picture in the Lund model coupled with a simple absorption model leads to a satisfactory description of the experimental data.

6 Acknowledgements

We are grateful to A. Białas for fruitful discussions and in particular for the suggestion to investigate the flavour effects. We thank A. Kotański for reading the manuscript and for helpful remarks. This work was partially supported by the research grant 1 P03B 045 29 (2005-2008).

References

- [1] A. Białas, *Acta Phys. Polon.* **B11**, 475 (1980).
- [2] A. Airapetian *et al.*, The HERMES Collaboration, *Eur. Phys. J.* **C20**, 479 (2001);
A. Airapetian *et al.*, The HERMES Collaboration, *Phys. Lett.* **B577**, 37 (2003).
- [3] A. Airapetian *et al.*, The HERMES Collaboration, *Phys. Rev. Lett.* **96**, 162301 (2006).
- [4] T. Sjöstrand *et al.*, *Comp. Phys. Comm.* **135**, 238 (2001).
- [5] T. Sjöstrand, *Nucl. Phys.* **B248**, 469 (1984).
- [6] T. Chmaj, *Acta Phys. Polon.* **B14**, 311 (1983).
- [7] A. Białas, T. Chmaj, *Phys. Lett.* **B133**, 241 (1983).
- [8] A. Białas, M. Gyulassy, *Nucl. Phys.* **B291**, 793 (1987).
- [9] T. Chmaj, *Acta Phys. Polon.* **B18**, 1131 (1988).

- [10] A. Białas, J. Czyżewski, *Phys. Lett.* **B222**, 132 (1989); *Z. Phys.* **C47**, 133 (1990).
- [11] J. Czyżewski, *Acta Phys. Polon.* **B21**, 41 (1990); *Phys. Rev.* **C43**, 2426 (1991).
- [12] A. Accardi, V. Muccifora, H.J. Pirner, *Nucl. Phys.* **A720**, 131 (2003).
- [13] X.N. Wang, X. Guo, *Nucl. Phys.* **A696**, 788 (2001); E. Wang, X.N. Wang, *Phys. Rev. Lett.* **89**, 162301 (2002).
- [14] T. Falter, W. Cassing, K. Gallmeister, U. Mosel, *Phys. Lett.* **B594**, 61 (2004); *Phys. Rev.* **C70**, 054609 (2004).
- [15] K. Gallmeister, T. Falter, *Phys. Lett.* **B630**, 40 (2005).
- [16] J. Czyżewski, P. Sawicki, *Z. Phys.* **C 56**, 493 (1992).