

Mixed Bino-Wino-Higgsino Dark Matter in Gauge Messenger Models

Kyu Jung Bae¹, Radovan Dermíšek², Hyung Do Kim¹ and
Ian-Woo Kim¹

¹ School of Physics and Astronomy, Seoul National University, Seoul, Korea, 151-747

² School of Natural Sciences, Institute for Advanced Study, Princeton, NJ 08540

E-mail: hdkim@phya.snu.ac.kr, dermisek@ias.edu,
iwwkim@phya.snu.ac.kr, baekj81@phya.snu.ac.kr

Abstract. Almost degenerate bino and wino masses at the weak scale is one of unique features of gauge messenger models. The lightest neutralino is a mixture of bino, wino and higgsino and can produce the correct amount of the dark matter density if it is the lightest supersymmetric particle. Furthermore, as a result of squeezed spectrum of superpartners which is typical for gauge messenger models, various co-annihilation and resonance regions overlap and very often the correct amount of the neutralino relic density is generated as an interplay of several processes. This feature makes the explanation of the observed amount of the dark matter density much less sensitive to fundamental parameters. We calculate the neutralino relic density assuming thermal history and present both spin independent and spin dependent cross sections for the direct detection. We also discuss phenomenological constraints from $b \rightarrow s\gamma$ and muon $g - 2$ and compare results of gauge messenger models to well known results of the mSUGRA scenario.

1. Introduction

Models with weak scale supersymmetry are some of the most attractive candidates for extensions of the standard model (SM). Among them the minimal supersymmetric standard model (MSSM) is popular due to its minimality and simplicity. Smallness of the weak scale compared to the Planck scale is nicely explained by the smallness of supersymmetry breaking and the three different gauge couplings meet at the grand unification (GUT) scale, 2×10^{16} GeV, which is close to the Planck scale. Furthermore, assuming R-parity, the lightest supersymmetric particle (LSP) is stable and provides a reason for the existence of dark matter.

The lightest neutralino, being weakly interacting, neutral and colorless, and appearing as the LSP in a large class of SUSY breaking scenarios including the most popular one, mSUGRA, is especially good candidate, since it naturally leads, assuming thermal history, to a dark matter density $\Omega_{\text{DM}} h^2 \sim 1$ [1, 2]. This observation was certainly a major success of supersymmetry. However, the precisely measured value of the dark matter density, $\Omega_{\text{DM}} h^2 \sim 0.1 \pm 0.01$ [3] together with direct search bounds on superpartners tightly constrain supersymmetric models and explaining the correct amount of the dark matter density while evading all experimental constraints on superpartners is no longer trivial. For example, a bino-like lightest neutralino which is typical in the mSUGRA scenario usually annihilates too little which results in too much relic density. The bulk region of mSUGRA scenario where neutralino annihilation is further enhanced by t-channel exchange of relatively light sleptons and the correct amount of dark matter density can be obtained has been highly squeezed. Indeed, when the neutralino is mostly bino and $M_1/m_{\tilde{e}_R} \leq 0.9$, the correct relic density constrains $m_{\tilde{e}_R} \leq 111$ GeV at 95% CL [4]. The limits on the Higgs boson mass and $b \rightarrow s\gamma$ independently disfavor the bulk region. In the region with small μ term neutralinos can efficiently annihilate via their higgsino components. This region extends along the line of no EWSB and is referred to as the focus point or hyperbolic branch region. Remaining regions are the regions where special relations between independent parameters occur and the neutralino relic density is further reduced by either co-annihilation with other superpartners, e.g. the stau co-annihilation region in mSUGRA when stau mass is very close to the neutralino mass, or by the CP odd Higgs boson resonance when the mass of the CP odd Higgs boson is close to twice the mass of the lightest neutralino. These regions require a *critical* choice of parameters in the sense that the predicted value of the dark matter density is highly sensitive to small variations of parameters [4].

The lightest neutralino in gauge messenger models is typically mostly bino with a sizable mixture of wino and higgsino. The wino and higgsino components enhance the annihilation of the lightest neutralino and the correct amount of the dark matter density is obtained without relying on critical regions of the parameter space. The virtue of the lightest neutralino being a mixture of bino and wino was recognized in studies of unconstrained MSSM [5, 6, 7, 8]. As already discussed, the bino-like neutralino typically leads to too large relic density. On the other hand both wino-like and higgsino-like LSPs

annihilate too fast and the correct amount of Ω_{DM} is obtained only if they are very heavy, $m_{\chi_1^0} \sim 1$ TeV for higgsino-like and $m_{\chi_1^0} \sim 2.5$ TeV for wino-like neutralino. Obviously the lightest neutralino which is a proper mixture of bino, wino and higgsino can lead to the correct amount of the dark matter density while avoiding all experimental limits and being fairly light. The only problem is that this situation typically does not happen in widely studied SUSY breaking scenarios. For example, in models with universal gaugino masses at the GUT scale, e.g. mSUGRA, the ratio of bino and wino masses at the weak scale is 1:2 and the sizable bino-wino mixing is not possible. However, in gauge messenger models the sizable bino-wino mixing is a built-in feature. The bino and wino masses are generated with the ratio 5:3 at the GUT scale which translates to the ratio 1:1.1 at the EW scale. The bino and wino masses are almost degenerate and thus, besides sizable mixing, also the chargino co-annihilation is always present and plays an important role.

The gauge messenger model is independently well motivated [9]. The same field which breaks $SU(5)$ to $SU(3) \times SU(2) \times U(1)_Y$, the symmetry of the standard model, is also used to break supersymmetry. The heavy X and Y gauge bosons and gauginos play the role of messengers of SUSY breaking.[‡] All gaugino, squark and slepton masses are given by one parameter and thus the model is very predictive. Besides already mentioned non-universal gaugino masses at the GUT scale also the squark and slepton masses squared are non-universal and typically negative with squarks being more negative than sleptons. This feature leads to squeezed spectrum at the EW scale (the heaviest superpartner has a mass only about twice as large as the lightest one). Negative stop masses squared at the GUT scale are partially responsible for large mixing in the stop sector at the EW scale which maximizes the Higgs mass and reduces fine tuning in electroweak symmetry breaking [12]. Assuming no additional sources of SUSY breaking the gravitino is the LSP and then, depending on $\tan\beta$, stau or sneutrino is the next-to-lightest SUSY particle (NLSP). However, masses of the lightest neutralino, sneutrino, stau, and stop are very close to each other and thus considering small additional contributions to scalar masses, e.g. from gravity mediation the size of which is estimated to be of order 20% – 30% of gauge mediation, neutralino can become the LSP. In that case we can utilize the bino-wino-higgsino mixed neutralino feature of gauge messenger models to explain the correct amount of the dark matter density. Although there is no necessity to rely on special resonance or co-annihilation scenarios, due to the squeezed spectrum of gauge messenger models, these special regions overlap and very often the correct amount of the relic density is generated as an interplay of several processes. This feature makes obtaining the correct amount of the dark matter density much less sensitive to fundamental parameters.

In this paper we consider the lightest neutralino of gauge messenger models as a candidate for the dark matter of the universe. In Sec. 2 we review basic features of gauge messenger models. We discuss neutralino dark matter in mSUGRA scenario in

[‡] This idea was suggested in Ref. [10] motivated by Ref. [11].

more detail in Sec. 3 which will be useful when comparing results of gauge messenger models. In this section we also outline procedure used to obtain results and summarize experimental constraints used in the analysis. Results of neutralino relic density in gauge messenger models are presented in Sec. 4 together with the discussion of constraints from $b \rightarrow s\gamma$ and muon $g-2$. We also give predictions for direct dark matter searches. Finally, we conclude in Sec. 5. For convenience, formulae for the composition of the lightest neutralino in gauge messenger models which are used in the discussion of results are derived in the Appendix.

2. Gauge Messenger Model

Let us summarize basic features of gauge messenger models introduced in Ref. [9]. The simple gauge messenger model is based on an SU(5) supersymmetric GUT with a minimal particle content. It is assumed that an adjoint chiral superfield, $\hat{\Sigma}$, gets a vacuum expectation value (vev) in both its scalar and auxiliary components: $\langle \hat{\Sigma} \rangle = (\Sigma + \theta^2 F_\Sigma) \times \text{diag}(2, 2, 2, -3, -3)$. The vev in the scalar component, $\Sigma \simeq M_G$, gives supersymmetric masses to X and Y gauge bosons and gauginos and thus breaks SU(5) down to the standard model gauge symmetry. The vev in the F component, F_Σ , splits masses of heavy gauge bosons and gauginos and breaks supersymmetry. The SUSY breaking is communicated to MSSM scalars and gauginos through loops involving these heavy gauge bosons and gauginos which play the role of messengers (the messenger scale is the GUT scale). The gauge messenger model is very economical, all gaugino and scalar masses are given by one parameter,

$$M_{\text{SUSY}} = \frac{\alpha_G}{4\pi} \frac{|F_\Sigma|}{M_G}, \quad (1)$$

and it is phenomenologically viable [9].

A unique feature of the gauge messenger model is the non-universality of gaugino masses at the GUT scale. The bino, wino and gluino masses are generated with the ratio 5:3:2 at the GUT scale:

$$M_1 = 10 M_{\text{SUSY}}, \quad (2)$$

$$M_2 = 6 M_{\text{SUSY}}, \quad (3)$$

$$M_3 = 4 M_{\text{SUSY}}. \quad (4)$$

As a consequence, the weak scale bino, wino and gluino mass ratio is approximately 1:1.1:2.

Similarly, soft scalar masses squared are non-universal and typically negative at the GUT scale. They are driven to positive values at the weak scale making the model phenomenologically viable. Negative stop masses squared are a major advantage with respect to the electroweak symmetry breaking which requires less fine tuning and at the same time avoids the limit on the Higgs boson mass by generating large mixing in the stop sector [12]. In the gauge messenger model the GUT scale boundary conditions for

squark and slepton masses of all three generations are given as:

$$m_Q^2 = -11 M_{\text{SUSY}}^2, \quad (5)$$

$$m_{u^c}^2 = -4 M_{\text{SUSY}}^2, \quad (6)$$

$$m_{d^c}^2 = -6 M_{\text{SUSY}}^2, \quad (7)$$

$$m_L^2 = -3 M_{\text{SUSY}}^2, \quad (8)$$

$$m_{e^c}^2 = +6 M_{\text{SUSY}}^2, \quad (9)$$

$$m_{H_u, H_d}^2 = -3 M_{\text{SUSY}}^2. \quad (10)$$

For completeness, the soft tri-linear couplings are given by:

$$A_t = -10 M_{\text{SUSY}}, \quad (11)$$

$$A_b = -8 M_{\text{SUSY}}, \quad (12)$$

$$A_\tau = -12 M_{\text{SUSY}}, \quad (13)$$

and the same results apply to soft tri-linear couplings of the first two generations. The soft SUSY breaking parameters given in Eqs. (2) – (13) correspond to the simple SU(5) gauge messenger model with minimal particle content. For soft SUSY breaking parameters in extended models see Ref. [9].

Gauge mediation does not generate the μ and $B\mu$ terms and they have to be introduced as independent parameters. As we discuss later, they can be generated by gravity mediation through Giudice-Masiero mechanism [13]. The absolute value of μ is fixed by requiring EWSB with the correct value of M_Z and thus only the $\text{sign}(\mu)$ can be chosen arbitrarily. The other parameter, $B\mu$, can be replaced by $\tan\beta = v_u/v_d$. Thus the simple gauge messenger model has two continuous and one discrete parameters:

$$M_{\text{SUSY}}, \quad \tan\beta, \quad \text{sign}(\mu). \quad (14)$$

Furthermore, constraints on muon anomalous magnetic moment favor the sign of μ to be the same as the sign of the wino mass which in our notation is positive.

An example of the spectrum of the gauge messenger model is given in Fig. 1. For comparison we also give a typical spectrum of the mSUGRA scenario in the same figure. The mass ratio of the gluino and the lightest neutralino is about 2 in the simple gauge messenger model while it is about 6 in the mSUGRA. Assuming no additional sources of SUSY breaking the gravitino is the LSP (with the mass of order the EW scale) and then, depending on $\tan\beta$, stau or sneutrino is the NLSP. § However, as is we can see in Fig. 1, masses of the lightest neutralino, sneutrino, stau, and stop are very close to each other and thus considering small additional contributions to soft masses, e.g. from gravity mediation or D-term contributions from breaking of $U(1)$ contained in an extended GUT like SO(10) or E(6), neutralino can become the LSP. In that case we can utilize the bino-wino-higgsino mixed neutralino feature of gauge messenger models to explain the correct amount of dark matter.

§ Neglecting mixing in the stau sector, sneutrino would be the NLSP due to the D-term contribution which is negative for sneutrino and positive for stau. The mixing in the stau sector is enhanced by $\tan\beta$ and for $\tan\beta \gtrsim 15$ stau becomes lighter than sneutrino [9].

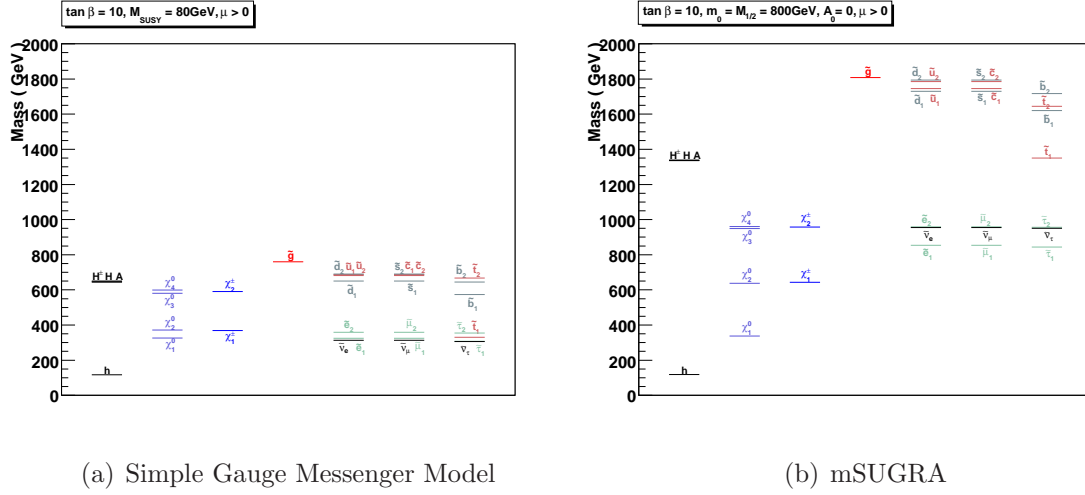


Figure 1. The spectrum of the simple gauge messenger model for $\tan \beta = 10$ and $M_{\text{SUSY}} = 80$ GeV (a) and the spectrum of mSUGRA for $\tan \beta = 10$, $m_0 = M_{1/2} = 800$ GeV, $A = 0$ (b). The parameters are chosen such that the lightest neutralino mass is the same in both cases.

Since the messenger scale is the GUT scale, and the gauge mediation is a one loop effect, the naively estimated size of gravity mediation induced by non-renormalizable operators (suppressed by M_{Pl}) is comparable to the contribution from gauge mediation. Gauge mediation contribution is given by M_{SUSY} ,

$$C \frac{\alpha}{4\pi} \left| \frac{F}{M_{\text{GUT}}} \right|, \quad (15)$$

where C represents group theoretical factors appearing in Eqs. (2) – (13) and the contribution from gravity mediation is

$$\lambda \left| \frac{F}{M_{\text{Pl}}} \right|. \quad (16)$$

For a typical $C \sim 5-10$ and λ of order one we find that the gauge messenger contribution is about 5 times larger than the contribution from gravity mediation.

Considering the contribution from gravity, the μ and $B\mu$ terms can be generated [13] together with additional contributions to soft masses of the two Higgs doublets which we parameterize by c_{H_u} and c_{H_d} so that soft masses of the two Higgs doublets at the GUT scale are given as:

$$m_{H_u}^2 = -3M_{\text{SUSY}}^2 + c_{H_u} M_{\text{SUSY}}^2, \quad (17)$$

$$m_{H_d}^2 = -3M_{\text{SUSY}}^2 + c_{H_d} M_{\text{SUSY}}^2, \quad (18)$$

In addition we also consider a universal contribution to squark and slepton masses which we parameterize by c_0 so that, e.g.,

$$m_{\tilde{Q}}^2 = -11M_{\text{SUSY}}^2 + c_0 M_{\text{SUSY}}^2, \quad (19)$$

and similarly for other squark and slepton masses in Eqs. (5) – (9). Thus in the most general case the parameter space of gauge messenger models we consider is given by five

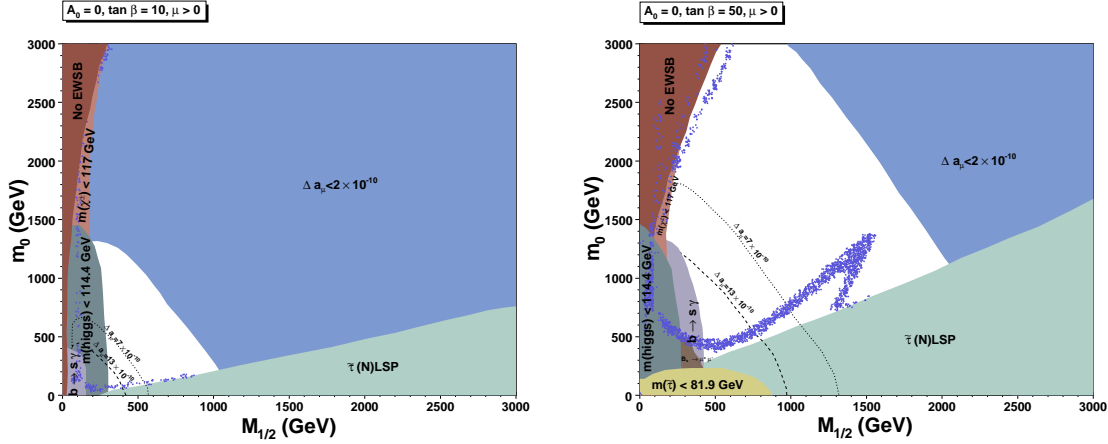


Figure 2. Slices through the parameter space of mSUGRA in $m_0 - M_{1/2}$ plane for $\tan\beta = 10$ (left) and $\tan\beta = 50$ (right) with $A_0 = 0$ and $\mu > 0$. Blue dots represent the region in which the neutralino relic density is within WMAP range. Shaded regions are excluded by various constraints.

continuous parameters and the sign of the μ term:

$$M_{\text{SUSY}}, \quad \tan\beta, \quad c_0, \quad c_{H_u}, \quad c_{H_d}, \quad \text{sign}(\mu). \quad (20)$$

Small contribution from gravity mediation, $c_0 > 5$, is enough to make neutralino lighter than sneutrino or stau in most of the parameter space. Neutralino is then the LSP or NLSP depending on the gravitino mass. Making gravitino heavier is not problematic and it can be done assuming other sources of SUSY breaking which do not contribute to soft SUSY breaking terms of the MSSM sector. In the next section we consider neutralino LSP as a candidate for dark matter.

3. Neutralino dark matter in mSUGRA

In the mSUGRA scenario, or in general in any model with universal gaugino masses at the GUT scale, the lightest neutralino is a mixture of bino and higgsino. The bino-like neutralino typically has a very small annihilation cross section and can not annihilate efficiently. As a consequence, if neutralino is the LSP it gives too large relic density and thus most of mSUGRA parameter space is ruled out by WMAP data. Representative slices through mSUGRA parameter space are shown in Fig. 2 for $\tan\beta = 10$ and $\tan\beta = 50$. The white region represents allowed region after various constraints are imposed (these are indicated in the plots and will be discussed later) and the blue dots represent the region in which the neutralino relic density is calculated to be within the WMAP range. In several specific regions of parameter space the neutralino relic density is further reduced and these regions are compatible with WMAP data. In the “bulk region” (small m_0 and $M_{1/2}$) neutralino annihilation is enhanced by t-channel exchange of sleptons. This region is however disfavored by the limit on the Higgs boson mass and $b \rightarrow s\gamma$. Contrary to the bino-like neutralino, the Higgsino-like neutralino annihilates

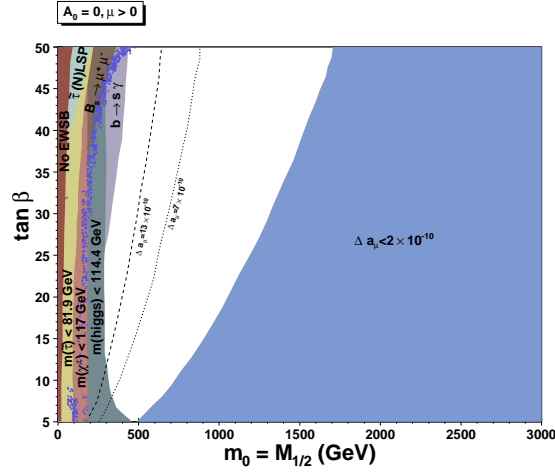


Figure 3. A slice through the parameter space of mSUGRA in $\tan \beta - m_0 = M_{1/2}$ plane for $A_0 = 0$ and $\mu > 0$. Blue dots represent the region in which the neutralino relic density is within WMAP range. Shaded regions are excluded by various constraints.

too efficiently and the relic density turns out to be smaller than the WMAP value. When the bino mass and the μ term are comparable, sizable mixing is possible and the correct relic density is obtained. This is the region in Fig. 2 for larger m_0 which goes along the line where EWSB is no longer possible (or chargino mass limit). In the region where the stau mass is close to the neutralino mass the neutralino relic density is reduced by co-annihilation with stau. For $\tan \beta = 10$, only tiny stau co-annihilation region is available. Bulk region and the focus point region is excluded by direct search bound on the lightest Higgs and chargino and the muon anomalous magnetic moment. It is indeed the case that the most of the parameter space producing the correct dark matter density is already ruled out. For $\tan \beta = 50$, in addition to the stau co-annihilation region, the funnel region (pseudoscalar Higgs resonance) appears and also large part of mixed Higgsino region (focus point) is not ruled out for larger m_0 .

In order to compare the result with gauge messenger models that we will discuss later, we fix the ratio of $m_0/M_{1/2}$ and present a slice through mSUGRA parameter space in m_0 (or $M_{1/2}$) – $\tan \beta$ plane in Fig. 3. The region producing the correct relic density exists only for large $\tan \beta$ ($\tan \beta \geq 45$) which is due to the pseudoscalar Higgs resonance.

3.1. Experimental constraints and procedure used

Before we discuss results for gauge messenger models let us summarize the procedure we use to calculate the neutralino relic density and experimental constraints we employ. We obtained our results using SOFTSUSY 2.0.8 [14] for the renormalization group evolution of soft SUSY breaking parameters from the GUT scale to the EW scale and for calculation of SUSY spectrum. The mass of the lightest CP even Higgs boson is calculated with FeynHiggs 2.4.1 [15]. Indirect constraints from $b \rightarrow s\gamma$, muon $g - 2$ and $B \rightarrow \mu^+ \mu^-$, and the neutralino relic density are obtained using micrOMEGAs 2.0 [16] and the direct detection rates are calculated using DarkSUSY 4.1 [17].

The WMAP result for the dark matter density is [3]:

$$\Omega_{\text{DM}} h^2 \sim 0.113 \pm 0.009. \quad (21)$$

In our plots we consider 2σ bounds for the neutralino relic density, $0.09 \leq \Omega_{\text{DM}} h^2 \leq 0.13$, to be in agreement with the observed dark matter density. This region is represented by blue bands in plots.

For $B(b \rightarrow s\gamma)$ we consider the allowed range to be $2.3 \times 10^{-4} \leq B(b \rightarrow s\gamma) \leq 4.7 \times 10^{-4}$ which is obtained by summing the experimental and theoretical error linearly and taking the 2σ range [18, 19].

Muon anomalous magnetic moment might be the only indirect evidence for the presence of new physics at around the weak scale. Recent experimental value of $a_\mu = (g - 2)_\mu/2$ from the Brookhaven "Muon g-2 Experiment" E821 [20] is

$$a_\mu^{\text{exp}} = (11\,659\,208 \pm 5.8) \times 10^{-10}. \quad (22)$$

The standard model prediction contains QED, EW and hadronic parts. As a result of uncertainties in hadronic contribution, we quote results of two groups for $\Delta a_\mu = a_\mu^{\text{exp}} - a_\mu^{\text{th}}$ where a_μ^{th} stands for the theoretical prediction of the standard model. From results of Refs. [21] and [22] we have

$$\Delta a_\mu = (31.7 \pm 9.5) \times 10^{-10}, \quad (23)$$

which indicates a 3.3σ deviation from the standard model. In order to explain the experimental result within 2σ , we need a contribution from new physics $\Delta a_\mu \geq 13 \times 10^{-10}$. On the other hand, from results of Refs. [23] and [24], we have

$$\Delta a_\mu = (20.2 \pm 9.0) \times 10^{-10}, \quad (24)$$

which indicates a 2.1σ deviation. In this case we need $\Delta a_\mu \geq 2 \times 10^{-10}$ if we allow for 2σ variation. Both groups calculated the hadronic contribution using e^+e^- data. The τ decay data has not been used because of the uncertainties related to isospin breaking effects. By combining these two results [25, 26], we get

$$\Delta a_\mu = (25.2 \pm 9.2) \times 10^{-10}, \quad (25)$$

which indicates a 2.7σ deviation from the standard model. A contribution from new physics $\Delta a_\mu \geq 7 \times 10^{-10}$ is necessary in this case to agree with data.

In our plots, we draw all three 2σ bounds, $\Delta a_\mu = (2, 7, 13) \times 10^{-10}$. As we neglected τ decay data, we take the most conservative bound, $\Delta a_\mu = 2 \times 10^{-10}$, to constrain the parameter space. For illustrative purposes we add two dashed lines corresponding to $\Delta a_\mu = 7 \times 10^{-10}$ and $\Delta a_\mu = 13 \times 10^{-10}$.

4. Neutralino dark matter in gauge messenger models

The squeezed spectrum of gauge messenger models makes the discussion of the neutralino relic density very complex. Various regions with correct relic density which are usually well separated in scenarios with highly hierarchical spectrum are overlapping

here and often there is no single process that would be crucial for obtaining the correct amount of the neutralino relic density.

The lightest neutralino in gauge messenger models is typically mostly bino with a sizable mixture of wino and higgsino. In order to understand the dependence of the neutralino relic density on fundamental parameters it is important to know the composition of the lightest neutralino. The formulae for wino and higgsino components of the lightest neutralino mass eigenstate are derived in the Appendix and for $\tan \beta \geq 10$ they can be written as:

$$N_{11} \simeq 1, \quad (26)$$

$$N_{12} \simeq -\frac{M_Z^2 \sin 2\theta_W}{2\epsilon(\mu^2 - M_1^2)}, \quad (27)$$

$$N_{13} \simeq \frac{\mu M_Z \sin \theta_W}{\mu^2 - M_1^2}, \quad (28)$$

$$N_{14} \simeq -\frac{M_1 M_Z \sin \theta_W}{\mu^2 - M_1^2}, \quad (29)$$

where ϵ is defined as $M_2 = M_1(1 + \epsilon)$. The bino/wino mass ratio is fixed in the gauge messenger model. As M_i/g_i^2 is RG invariant at the 1-loop level, this ratio at the EW scale is

$$\frac{M_1(M_Z)}{M_2(M_Z)} = \frac{5}{3} \tan^2 \theta_W \frac{M_1(M_{\text{GUT}})}{M_2(M_{\text{GUT}})} \simeq 0.9, \quad (30)$$

which means $\epsilon \simeq 0.1$. From the above equations we see that the wino and higgsino mixing is sizable unless the ratio M_Z/μ is too small. For $\mu \geq M_1$, the down type Higgs component, N_{14} , is larger than the up type Higgs component, N_{13} . The bino-wino mixing, N_{12} is suppressed compared to the bino-higgsino mixing by $M_Z/\mu \leq 1$. This is the reason why the bino-wino mixing is negligible in most of SUSY breaking scenarios. However, in gauge messenger models the mixing is enhanced by $1/\epsilon$ thanks to near degeneracy of bino and wino. As a result, the lightest neutralino in gauge messenger models is mostly bino with sizable and comparable wino and higgsino components.

Results for the neutralino relic density in gauge messenger models are given in Figs. 4 – 7. We start the discussion with Fig. 4 in which we present the results for simple gauge messenger model with additional contribution to squark and slepton masses, $c_0 = 10$ (left) and $c_0 = 20$ (right). Additional contribution, e.g. from gravity, at this level is enough to push masses of all squarks and sleptons above the neutralino mass in a large region of the parameter space. Increasing c_0 shrinks the region of stau (N)LSP and opens up the region with neutralino (N)LSP. Blue dots represent the region in which the neutralino relic density is within WMAP range. The top part of the blue band corresponds to the region of stau co-annihilation. This is easy to understand because the blue band stretches along the line dividing the neutralino and stau (N)LSP regions. The bottom part of the blue band is due to the CP odd Higgs resonance which is not obvious from the plots but it will become clearer in later discussion. In most of the region for $c_0 = 10$ the co-annihilation with stop is also important and it is the dominant

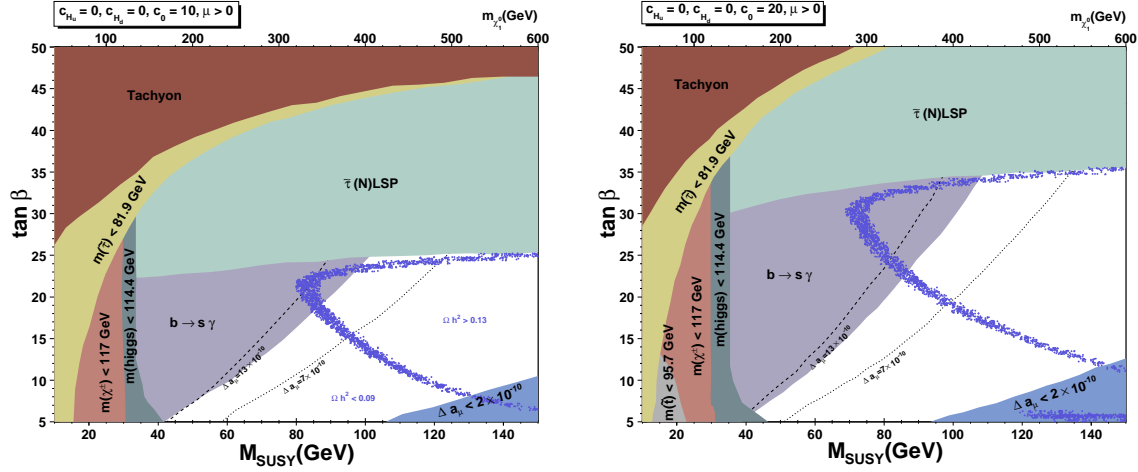


Figure 4. The neutralino relic density in $M_{\text{SUSY}} - \tan \beta$ plane of the gauge messenger model with $c_{H_u} = c_{H_d} = 0$, $\mu > 0$ and $c_0 = 10$ (left) and $c_0 = 20$ (right). Blue dots represent the region in which the neutralino relic density is within WMAP range. Regions with too much or too little relic density are indicated. For convenience, the top axis indicates the mass of the lightest neutralino. Shaded regions are excluded by various constraints.

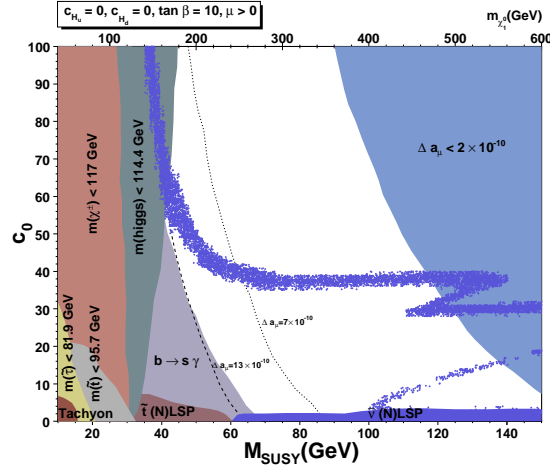


Figure 5. The neutralino relic density in $M_{\text{SUSY}} - c_0$ plane of the gauge messenger model with $c_{H_u} = c_{H_d} = 0$, $\mu > 0$ and $\tan \beta = 10$. Blue dots represent the region in which the neutralino relic density is within WMAP range. Shaded regions are excluded by various constraints.

process in the region where the two bands meet. However, this does not mean that stop co-annihilation and thus the special choice of c_0 we made is crucial for obtaining the correct amount of the neutralino relic density. For $c_0 = 20$ the contribution from stop co-annihilation is no longer significant but the shape of the blue band is very similar only shifted to the left, to the region of smaller neutralino mass, in which the bino-wino-higgsino mixing and the chargino co-annihilation become important.

For even larger values of c_0 , see Fig. 5, the effects coming from the exchange of or co-annihilation with squarks and sleptons disappear as squarks and sleptons become heavy and the band of the correct relic density is independent of c_0 . The residual small c_0

dependence comes from the fact that increasing c_0 influences the renormalization group evolution of $m_{H_u}^2$ in such a way that the size of the μ term increases which consequently reduces the mixture of higgsino and wino in the lightest neutralino. As a result, the correct value of the neutralino relic density is obtained with slightly lighter neutralino.

Let us discuss the neutralino annihilation process in detail for one specific point from Fig. 5 with $M_{\text{SUSY}} = 42$ GeV and $c_0 = 60$. This point is away from the CP odd Higgs resonance and the relic density, $\Omega_{\text{DM}} h^2 = 0.11$, reflects the composition of the lightest neutralino. The lightest neutralino is mostly bino with small mixtures of wino and higgsinos:

$$N_{11} = 0.95, \quad N_{12} = -0.22, \quad N_{13} = 0.18, \quad N_{14} = -0.09.$$

The lightest and the next-to-lightest neutralinos and the light chargino are nearly degenerate:

$$\begin{aligned} m_{\chi_1^0} &= 167 \text{ GeV}, \\ m_{\chi_2^0} &= 193 \text{ GeV}, \\ m_{\chi_1^\pm} &= 191 \text{ GeV}. \end{aligned} \tag{31}$$

The dominant annihilation channel for this point is $\chi_1^0 \chi_1^0 \rightarrow W^+ W^-$ which represents 31% of the annihilation cross section at the freezeout temperature. It is mediated by the t-channel exchange of charginos and thus the wino component of χ_1^0 plays an important role since the light chargino is mostly the wino. Also important channel is $\chi_1^0 \chi_1^0 \rightarrow b \bar{b}$ which contributes 24% indicating that the CP odd Higgs mediated s-channel diagram makes a contribution even away from the resonance. This is again a consequence of the wino and higgsino mixing (the higgsino-bino-A and higgsino-wino-A interactions are crucial). The amplitude for this process scales as $N_{14}(N_{12} - \tan \theta_W N_{11})$ and with $N_{12} \sim -0.2$ we see that the wino component enhances this process by $\sim 60\%$. Finally, slepton mediated t-channel diagrams contribute less than 10%.

Chargino co-annihilation is always present since in the gauge messenger model the wino (and thus the lightest chargino) is only about 10% heavier than the bino. The chargino co-annihilation for this point contributes about 20% to the annihilation cross section at the freezeout temperature. It is mediated mainly by the W boson in the s-channel which contributes about 10% and also, to a smaller extent, by the charged Higgs in the s-channel.

In summary, the wino and higgsino mixing and the chargino co-annihilation play an important role in obtaining the correct amount of the neutralino relic density in gauge messenger models in the region with fairly light superpartners (not ruled out by direct searches or the limit on the Higgs boson mass). With this knowledge we can continue with the discussion of more typical (and more complex) scenarios when additional co-annihilations and/or resonances further enhance the neutralino annihilation cross section.

In Fig. 6 (left) we study the dependence of the neutralino relic density on the additional contribution to the mass squared for H_u . To better understand the behavior

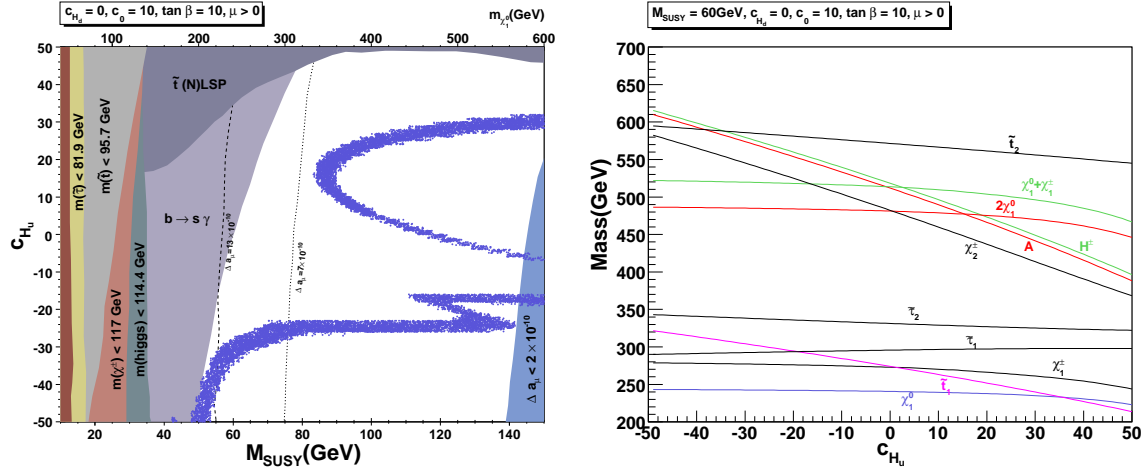


Figure 6. Left: the neutralino relic density in $M_{\text{SUSY}} - c_{H_u}$ plane of the gauge messenger model with $c_0 = 10$, $c_{H_d} = 0$, $\mu > 0$ and $\tan \beta = 10$. Blue dots represent the region in which the neutralino relic density is within WMAP range. Shaded regions are excluded by various constraints. Right: the dependence of various superpartner masses on c_{H_u} for the choice of parameters corresponding to the plot on the left with $M_{\text{SUSY}} = 60$ GeV.

of the neutralino relic density we also plot the dependence of SUSY spectrum on c_{H_u} for fixed value of M_{SUSY} in Fig. 6 (right). For $c_{H_u} \gtrsim 25$ the lightest stop mass is very close to the lightest neutralino mass and the stop co-annihilation is dominant. The correct amount of the relic density is then obtained in an almost horizontal band at $c_{H_u} \simeq 30$. Going to smaller c_{H_u} the difference between stop and neutralino masses is increasing and the co-annihilation with stop is no longer important. The CP odd Higgs resonance takes over for $c_{H_u} \simeq 20$ at $M_{\text{SUSY}} = 60$ GeV and somewhat smaller c_{H_u} for larger M_{SUSY} . The second smaller peak is mainly due to co-annihilation with the lightest chargino through the charged Higgs resonance which happens when $m_{H^+} \simeq m_{\chi_1^0} + m_{\chi_1^+}$ and to a smaller extent due to co-annihilation with the second lightest neutralino through the CP odd Higgs resonance which happens when $m_A \simeq m_{\chi_1^0} + m_{\chi_2^0}$. Since the lightest chargino and the second lightest neutralino are mostly winos these two resonances happen in the same region, $c_{H_u} \simeq 0$ at $M_{\text{SUSY}} = 60$, and continue to somewhat smaller c_{H_u} for larger M_{SUSY} . Finally, decreasing c_{H_u} further takes the lightest neutralino away from stop co-annihilation and resonance regions and the blue band of the correct relic density is almost vertical in this region. The residual c_{H_u} dependence comes from the fact that c_{H_u} changes the size of the μ term which then varies the mixture of higgsino and wino in the lightest neutralino. The correct amount of the neutralino relic density in this region is obtained entirely due to the wino and higgsino mixing and the chargino co-annihilation as discussed in the example above.

The dependence of the neutralino relic density on the additional contribution to the mass squared for H_d is given in Fig. 7 (left). The c_{H_d} controls masses of the heavy CP even, charged and CP odd Higgs bosons and only negligibly affect everything else. Thus the region of the correct relic density is a vertical band except for the CP odd

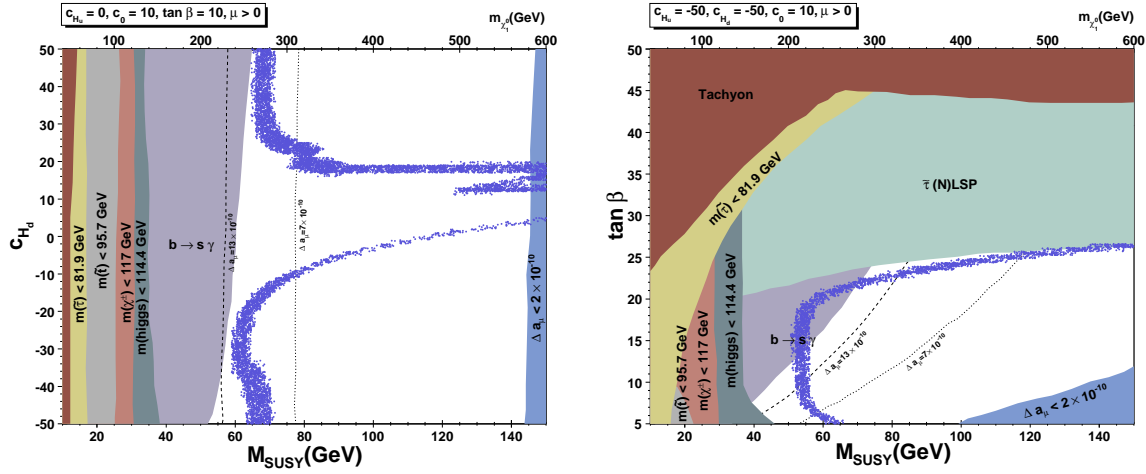


Figure 7. Left: the neutralino relic density in $M_{\text{SUSY}} - c_{H_d}$ plane of the gauge messenger model with $c_0 = 10$, $c_{H_u} = 0$, $\mu > 0$ and $\tan \beta = 10$. Right: the neutralino relic density in $M_{\text{SUSY}} - \tan \beta$ plane of the gauge messenger model with $c_{H_u} = -50$, $c_{H_d} = -50$, $\mu > 0$ and $\tan \beta = 10$. Blue dots represent the region in which the neutralino relic density is within WMAP range. Shaded regions are excluded by various constraints.

and charged Higgs resonances. Finally, in Fig. 7 (right) we chose such values of c_{H_u} and c_{H_d} that the CP odd Higgs resonance does not appear. This plot is similar to those in Fig. 4, but now the stau co-annihilation region turns into a vertical band signaling independence on $\tan \beta$. Similar vertical band appears also in the mSUGRA scenario, see Fig. 3, but it is in the region ruled out by direct searches for SUSY and the Higgs boson.

4.1. Discussion of $b \rightarrow s\gamma$ and muon $g - 2$

From Figs. 4 – 7 we see that the limits on $B(b \rightarrow s\gamma)$ are typically the most constraining out of all direct and indirect limits. The charged Higgs contribution is additive to the standard model contribution and scales as

$$B(b \rightarrow s\gamma)_{H^\pm} \propto \frac{m_t^2}{m_{H^\pm}}, \quad (32)$$

while the chargino-stop loop contributes as

$$B(b \rightarrow s\gamma)_{\tilde{t}} \propto \frac{\mu A_t \tan \beta}{m_{\tilde{t}}^2}. \quad (33)$$

The chargino-stop loop contributes with opposite sign compared to the charged Higgs diagram if μA_t is negative. In gauge messenger models the charged Higgs is typically heavier than stop and the chargino-stop loop dominates the new physics contribution. As a result, the predicted branching ratio becomes lower than the Standard Model result and the lower bound on $B(b \rightarrow s\gamma)$ plays an important role.

In the limit when M_1 , M_2 , $m_{\tilde{\mu}}$ and $m_{\tilde{\nu}_\mu}$ are approximately equal, which is the case in gauge messenger models, and $\mu > M_1$, M_2 , the expression of the supersymmetric

contribution to muon anomalous magnetic moment [27] simplifies to:

$$\Delta a_\mu^{\text{SUSY}} \simeq \frac{g_2^2 m_\mu^2}{32\pi^2} \frac{\mu M}{M^2(\mu^2 - M^2)} \tan \beta, \quad (34)$$

where M represents sneutrino, smuon, chargino or neutralino masses. It can be rewritten as

$$\Delta a_\mu^{\text{SUSY}} \simeq 13 \left(\frac{100 \text{ GeV}}{M} \right)^2 \left(\frac{\mu M}{\mu^2 - M^2} \right) \tan \beta \times 10^{-10}. \quad (35)$$

As a result, we obtain a relation between M and $\tan \beta$. In most of the parameter space μ is just about twice as large as the lightest neutralino mass and thus we can set $\frac{\mu M}{\mu^2 - M^2} \simeq \frac{2}{3}$ in which case we get

$$\Delta a_\mu \times 10^{10} \simeq \frac{26}{3} \left(\frac{100 \text{ GeV}}{M} \right)^2 \tan \beta. \quad (36)$$

Assuming conservative bounds $2 \times 10^{-10} < \Delta a_\mu < 50 \times 10^{-10}$ as discussed in Sec. 3.1 we can derive the lower and upper bounds on M as a function of $\tan \beta$:

$$M_{\text{lower}} \sim 40 \sqrt{\tan \beta} \text{ GeV}, \quad (37)$$

and

$$M_{\text{upper}} \sim 200 \sqrt{\tan \beta} \text{ GeV}. \quad (38)$$

For $\tan \beta = 10$ we find $130 \text{ GeV} \lesssim M \lesssim 630 \text{ GeV}$ and similarly for $\tan \beta = 50$ we have $280 \text{ GeV} \lesssim M \lesssim 1400 \text{ GeV}$. In Figs. 4 – 7 the value of M approximately corresponds to the neutralino mass represented by the top axis. It is interesting to note that the indirect bound from the upper limit on the muon anomalous magnetic moment is already well above the direct search limits on superpartners.

As a result of the squeezed spectrum of gauge messenger models the limits on $B(b \rightarrow s\gamma)$ and the muon $g - 2$ are almost parallel to each other, see Figs. 4 – 7. This is a consequence of the SUSY contribution to both processes scaling approximately as $\tan \beta / M^2$. The limits on $B(b \rightarrow s\gamma)$ constrain the SUSY spectrum from below while the limits on $g - 2$ constrain the parameter space from above. The allowed parameter space is then only a strip in between these two bounds. This is a characteristic feature of models with squeezed spectrum. If the required value of Δa_μ turns out to be close to the upper range of current estimates most of the parameter space of gauge messenger models we considered will be ruled out with only tiny regions remaining, see Figs. 4 – 7. Interestingly, it is still possible to obtain the correct amount of the dark matter density in these tiny regions, see Figs. 6 and 7 (right).

4.2. Direct Detection of Neutralino Dark Matter

In this section we calculate the spin dependent and spin independent neutralino-nucleon cross sections in gauge messenger models. Spin independent neutralino-nucleon cross

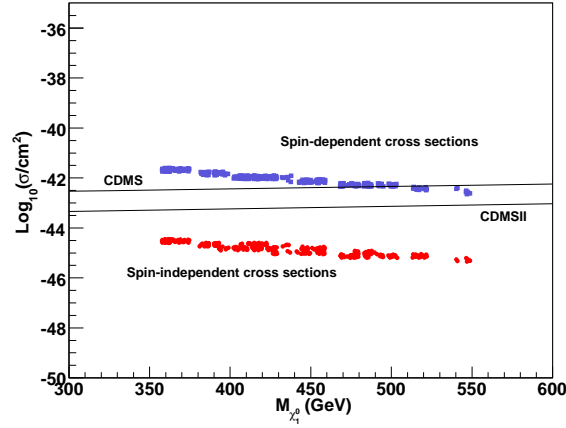


Figure 8. Spin dependent and spin independent neutralino-nucleon cross sections for points with the correct neutralino relic density from Fig. 4 (left), the gauge messenger model with $c_{H_u} = c_{H_d} = 0$, $\mu > 0$ and $c_0 = 10$, that satisfy all direct and indirect constraints. The lines represent the current CDMS limits [28] and expected limits from CDMSII [29] for spin independent cross section.

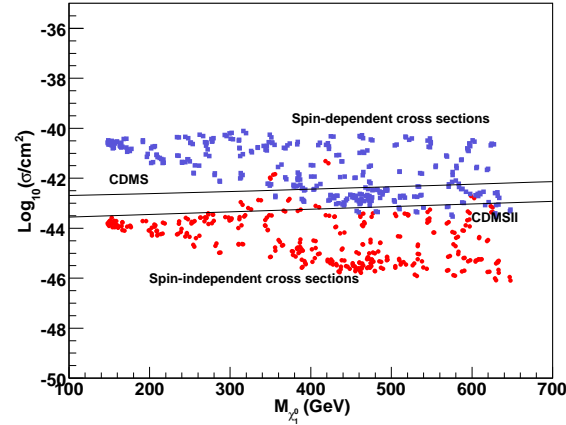


Figure 9. Spin dependent and spin independent neutralino-nucleon cross sections for points with the correct neutralino relic density satisfying all direct and indirect constraints obtained in an extended scan over whole parameter space of gauge messenger models discussed in this paper. The lines represent the current CDMS limits and expected limits from CDMSII for spin independent cross section.

section is dominated by (light and heavy) Higgs mediated t-channel diagrams which are controlled by the higgsino component of the lightest neutralino:

$$\sigma_{\chi N} = \frac{g^2 g'^2 m_N^4}{4\pi M_W^2} \left[-\frac{X_d \tan \beta N_{13}}{m_H^2} + \frac{X_u N_{14}}{m_h^2} \right]^2, \quad (39)$$

where $X_d = f_{T_s} + \frac{2}{27} f_{TG}$ and $X_u = f_{T_u} + \frac{4}{27} f_{TG}$ [2].

Substituting N_{13} and N_{14} from Eqs. (28) and (29) we find

$$\sigma_{\chi N} = \frac{g'^4 m_N^4}{4\pi} \left(\frac{\mu^2}{(\mu^2 - M_1^2)^2} \right) \left[\frac{X_d \tan \beta}{m_H^2} + \left(\frac{M_1}{\mu} \right) \frac{(X_u + X_d)}{m_h^2} \right]^2. \quad (40)$$

Squark exchange diagrams are negligible due to the hypercharge as long as the squark masses are comparable to the heavy Higgs mass. Inserting the numbers $X_u = 0.144$ and $X_d = 0.18$ [2], we get the direct detection rate close to the one we obtained using DarkSUSY.

The detection cross sections for points with the correct neutralino relic density from Fig. 4 (left), the gauge messenger model with $c_{H_u} = c_{H_d} = 0$, $\mu > 0$ and $c_0 = 10$, that satisfy all direct and indirect constraints are given in Fig. 8. In gauge messenger models with no additional contribution to Higgs soft masses and only small contribution to other scalar masses enough to make them heavier than the lightest neutralino the direct detection cross section scales as $\sigma_{\chi N} \propto \tan^2 \beta / M_{\text{SUSY}}^6$ for $\tan \beta \geq 10$. This behavior is clearly visible in Fig. 8. The thickness of the line is determined by the allowed region for $\tan \beta$, in this case $5 < \tan \beta < 25$, see Fig. 4. The predicted cross sections are not within the reach of CDMSII [29]. Assuming additional contributions to Higgs soft masses allows for a wider range of the higgsino and wino mixing and the range of the predicted detection cross sections spreads as is shown Fig. 9. Part of the parameter space is within the reach of CDMSII and the whole parameter space of gauge messenger models can be explored at Super-CDMS [29].

5. Conclusions

The lightest neutralino in gauge messenger models is mostly the bino with a sizable mixture of the wino and higgsino. The wino and higgsino components enhance the neutralino annihilation cross section. Furthermore, the splitting between the bino and wino masses is at the level of 10% and thus the co-annihilation with the chargino is contributing in the whole region of the parameter space. These two features, the lightest neutralino being a mixture of the bino, wino and higgsino, and the chargino co-annihilation, are sufficient for obtaining the correct neutralino relic density to explain WMAP results with fairly light neutralino (and other superpartners) while satisfying all the constraints from direct searches for superpartners and the limit on the Higgs boson mass.

This is in contrast with scenarios with the usual hierarchical spectrum, e.g. mSUGRA, in which the properties of the lightest neutralino (being bino-like) typically lead to the correct neutralino relic density in the region which is already ruled out by direct SUSY and Higgs searches or disfavored by $b \rightarrow s\gamma$. In mSUGRA-like models obtaining the correct amount of the neutralino relic density relies on special co-annihilation and resonance regions which are critically sensitive to small variations of independent parameters. Due to a large hierarchy in the spectrum these surviving strips are typically well separated by large regions of the parameter space ruled out by WMAP data.

In gauge messenger models, as a result of the squeezed spectrum of superpartners, various co-annihilation and resonance regions overlap and very often the correct amount of the neutralino relic density is generated as an interplay of several processes. For

example the stop co-annihilation contributes significantly in a large region of the parameter space. This can be easily understood from the fact that both stop and neutralino masses are mainly controlled by the same parameter and as it happens the neutralino and stop masses are very close to each other. Varying contributions to scalar masses from other sources is only slowly changing this relation. Furthermore, even if we increase stop masses by assuming an independent additional contribution, which effectively shuts down the stop co-annihilation, the band of the correct neutralino relic density only moves to the region with somewhat lighter neutralino which still satisfies the limits from direct SUSY and Higgs searches. This feature makes the explanation of the observed amount of the dark matter density much less sensitive to fundamental parameters.

In gauge messenger models with no additional contribution to Higgs soft masses and only small contribution to other scalar masses enough to make them heavier than the lightest neutralino the direct detection cross section is predicted to be in the range $10^{-46} \text{ cm}^2 - 10^{-44} \text{ cm}^2$ which is not within the reach of CDMSII but can be explored at Super-CDMS.

Some of the results concerning the neutralino relic density in gauge messenger models, namely the presence of various co-annihilation regions, originate from the squeezed SUSY spectrum. Therefore we expect similar results for other models derived in different contexts which lead to squeezed spectrum, e.g. deflected anomaly mediation [30] [31] and mirage mediation [32] [33] [34]. However, the special features of the gauge messenger model related to the bino-wino-higgsino mixed dark matter and with that associated chargino co-annihilation depend on details of a model and is not automatically guaranteed by the squeeze-ness.

In conclusion, let us note that both natural EWSB and natural explanation of the correct amount of the dark matter density independently disfavor models with hierarchical spectrum. Models with squeezed spectrum seem to be favored and thus it is desirable to explore their phenomenological and collider predictions.

Acknowledgement

RD thanks the Aspen Center for Physics for hospitality and support during the course of this research. HK thanks Harvard University theory group for hospitality during his visit and IW thanks the Ohio State University group during his visit. RD is supported in part by U.S. Department of Energy, grant number DE-FG02-90ER40542. HK and IW are supported by the ABRL Grant No. R14-2003-012-01001-0, and KB and HK by the BK21 program of Ministry of Education, and HK by Korea and the Science Research Center Program of the Korea Science and Engineering Foundation through the Center for Quantum Spacetime (CQUeST) of Sogang University with grant number R11-2005-021.

Appendix

In this appendix we set conventions and derive approximate formulae for the composition of the lightest neutralino in the gauge messenger model which are useful for the discussion of neutralino relic density.

The neutralino mass matrix in the basis (B, W, h_d, h_u) is given by:

$$M_N = \begin{pmatrix} M_1 & 0 & -M_Z c_\beta s_{\theta_W} & M_Z s_\beta s_{\theta_W} \\ 0 & M_2 & M_Z c_\beta c_{\theta_W} & -M_Z s_\beta c_{\theta_W} \\ -M_Z c_\beta s_{\theta_W} & M_Z c_\beta c_{\theta_W} & 0 & -\mu \\ M_Z s_\beta s_{\theta_W} & -M_Z s_\beta c_{\theta_W} & -\mu & 0 \end{pmatrix}, \quad (41)$$

where $s_{\theta_W} \equiv \sin \theta_W$, $c_{\theta_W} = \cos \theta_W$ with θ_W being the Weinberg angle (weak mixing angle) and similarly $s_\beta = \sin \beta$, $c_\beta = \cos \beta$ where $\tan \beta = \frac{v_u}{v_d}$.

In the gauge messenger model, bino and wino masses are comparable. Thus it is convenient to express the wino mass in terms of the bino mass and a small parameter describing the difference,

$$M_2 = M_1(1 + \epsilon). \quad (42)$$

Numerically $\epsilon \simeq 0.09$ and it is almost independent of $\tan \beta$. Thus, for $M_1 < |\mu|$ the lightest neutralino is mostly bino and the splitting between the bino and the wino is at the level of 10 %.

The neutralino mass matrix can be brought to a diagonal form by an orthogonal transformation,

$$M_{\text{diag}} = N M_N N^T, \quad (43)$$

where N_{1j} , $j = 1, 2, 3$ and 4 represent the mixture of B , W , h_d , h_u in the lightest neutralino mass eigenstate.

In order to calculate N_{1j} , it is convenient to rotate the neutralino mass matrix to a basis in which the lower right 2×2 block is diagonal,

$$M = \begin{pmatrix} M_1 & 0 & -\frac{1}{\sqrt{2}} M_Z s_{\theta_W} (s_\beta + c_\beta) & \frac{1}{\sqrt{2}} M_Z s_{\theta_W} (s_\beta - c_\beta) \\ 0 & M_2 & \frac{1}{\sqrt{2}} M_Z c_{\theta_W} (s_\beta + c_\beta) & -\frac{1}{\sqrt{2}} M_Z c_{\theta_W} (s_\beta - c_\beta) \\ -\frac{1}{\sqrt{2}} M_Z s_{\theta_W} (s_\beta + c_\beta) & \frac{1}{\sqrt{2}} M_Z c_{\theta_W} (s_\beta + c_\beta) & \mu & 0 \\ \frac{1}{\sqrt{2}} M_Z s_{\theta_W} (s_\beta - c_\beta) & -\frac{1}{\sqrt{2}} M_Z c_{\theta_W} (s_\beta - c_\beta) & 0 & -\mu \end{pmatrix},$$

which is obtained by an orthogonal transformation,

$$M = U M_N U^T, \quad (44)$$

with

$$U = \begin{pmatrix} 1 & 0 & 0 & 0 \\ 0 & 1 & 0 & 0 \\ 0 & 0 & \frac{1}{\sqrt{2}} & -\frac{1}{\sqrt{2}} \\ 0 & 0 & \frac{1}{\sqrt{2}} & \frac{1}{\sqrt{2}} \end{pmatrix}. \quad (45)$$

The matrix M can be diagonalized by an orthogonal transformation,

$$M_{\text{diag}} = V M V^T. \quad (46)$$

The advantage of M is that we can treat off-diagonal elements as perturbations and calculate eigenvectors (elements of V) using matrix perturbation formalism. Then, the mixing matrix N (the diagonalization matrix in the original basis) is simply given as

$$N = VU. \quad (47)$$

In the leading order, neglecting the off-diagonal elements of M , the diagonalization matrix V is an identity matrix. When the mass differences between eigenvalues are not extremely small, $(M_2 - M_1)\mu^2 \geq M_1 M_Z^2$, or equivalently $\epsilon\mu^2 \geq M_Z^2$, non-degenerate perturbation formalism can be applied. At the first order of perturbation theory we have:

$$V_{nm}^{(1)} = \frac{M_{mn}}{\Delta_{nm}}, \quad (48)$$

where $\Delta_{mn} = M_{mm} - M_{nn}$. Similarly, the second order corrections are given as:

$$V_{nl}^{(2)} = \sum_{m \neq n} \frac{M_{lm} M_{mn}}{\Delta_{nl} \Delta_{nm}}. \quad (49)$$

For $M_1 < |\mu|$ we find:

$$V_{11}^{(1)} = 0, \quad (50)$$

$$V_{12}^{(1)} = 0, \quad (51)$$

$$V_{13}^{(1)} = -\frac{M_{31}}{\mu - M_1} = \frac{M_Z \sin \theta_W (\sin \beta + \cos \beta)}{\sqrt{2}(\mu - M_1)}, \quad (52)$$

$$V_{14}^{(1)} = +\frac{M_{41}}{\mu + M_1} = \frac{M_Z \sin \theta_W (\sin \beta - \cos \beta)}{\sqrt{2}(M_1 + \mu)}, \quad (53)$$

and thus the higgsino component in the lightest neutralino appears at the first order.

Since $V_{12}^{(1)} = 0$ it is necessary to calculate the contribution from the next order. This contribution is small in general but can significantly alter the result when $M_1 \sim M_2$. The second order correction is

$$\begin{aligned} V_{12}^{(2)} &= -\frac{M_{23} M_{31}}{(M_2 - M_1)(M_1 - \mu)} - \frac{M_{24} M_{41}}{(M_2 - M_1)(M_1 + \mu)}, \\ &= -\frac{M_Z^2 \sin 2\theta_W (\sin \beta + \cos \beta)^2}{4\epsilon M_1 (\mu - M_1)} + \frac{M_Z^2 \sin 2\theta_W (\sin \beta - \cos \beta)^2}{4\epsilon M_1 (\mu + M_1)}, \end{aligned} \quad (54)$$

and, since $\epsilon \sim 0.1$, it is comparable to the first order corrections coming from the higgsino mass. Therefore, we have a sizable bino-wino mixing in addition to bino-higgsino mixing.

The diagonalization matrix V is then approximately given as $V \simeq 1 + V^{(1)} + V^{(2)}$. Finally, we can find the components of the mixing matrix in the original interaction basis. Using Eqs. (47) and (45) we get:

$$N_{11} \simeq 1, \quad (55)$$

$$N_{12} \simeq V_{12}^{(2)}, \quad (56)$$

$$N_{13} = +\frac{1}{\sqrt{2}}V_{13} + \frac{1}{\sqrt{2}}V_{14} \simeq \frac{M_Z \sin \theta_W (\mu \sin \beta + M_1 \cos \beta)}{\mu^2 - M_1^2}, \quad (57)$$

$$N_{14} = -\frac{1}{\sqrt{2}}V_{13} + \frac{1}{\sqrt{2}}V_{14} \simeq -\frac{M_Z \sin \theta_W (M_1 \sin \beta + \mu \cos \beta)}{\mu^2 - M_1^2}. \quad (58)$$

For $\tan \beta \geq 10$ these formulae can be further simplified:

$$N_{11} \simeq 1, \quad (59)$$

$$N_{12} \simeq -\frac{M_Z^2 \sin 2\theta_W}{2\epsilon(\mu^2 - M_1^2)}, \quad (60)$$

$$N_{13} \simeq +\frac{\mu M_Z \sin \theta_W}{\mu^2 - M_1^2}, \quad (61)$$

$$N_{14} \simeq -\frac{M_1 M_Z \sin \theta_W}{\mu^2 - M_1^2}. \quad (62)$$

References

- [1] G. Jungman, M. Kamionkowski and K. Griest, “Supersymmetric dark matter,” Phys. Rept. **267**, 195 (1996) [arXiv:hep-ph/9506380].
- [2] G. Bertone, D. Hooper and J. Silk, “Particle dark matter: Evidence, candidates and constraints,” Phys. Rept. **405**, 279 (2005) [arXiv:hep-ph/0404175].
- [3] D. N. Spergel *et al.*, “Wilkinson Microwave Anisotropy Probe (WMAP) three year results: Implications for cosmology,” arXiv:astro-ph/0603449.
- [4] N. Arkani-Hamed, A. Delgado and G. F. Giudice, “The well-tempered neutralino,” Nucl. Phys. B **741**, 108 (2006) [arXiv:hep-ph/0601041].
- [5] A. Birkedal-Hansen and B. D. Nelson, “The role of Wino content in neutralino dark matter,” Phys. Rev. D **64**, 015008 (2001) [arXiv:hep-ph/0102075].
- [6] A. Birkedal-Hansen and B. D. Nelson, “Relic neutralino densities and detection rates with nonuniversal gaugino masses,” Phys. Rev. D **67**, 095006 (2003) [arXiv:hep-ph/0211071].
- [7] H. Baer, A. Mustafayev, E. K. Park and S. Profumo, “Mixed Wino dark matter: Consequences for direct, indirect and collider detection,” JHEP **0507**, 046 (2005) [arXiv:hep-ph/0505227].
- [8] H. Baer, T. Krupovnickas, A. Mustafayev, E. K. Park, S. Profumo and X. Tata, “Exploring the BWCA (Bino-Wino co-annihilation) scenario for neutralino dark matter,” JHEP **0512**, 011 (2005) [arXiv:hep-ph/0511034].
- [9] R. Dermisek, H. D. Kim and I. W. Kim, “Mediation of supersymmetry breaking in gauge messenger models,” JHEP **0610**, 001 (2006) [arXiv:hep-ph/0607169].
- [10] S. Dimopoulos and S. Raby, “Geometric Hierarchy,” Nucl. Phys. B **219**, 479 (1983).
- [11] E. Witten, “Mass Hierarchies In Supersymmetric Theories,” Phys. Lett. B **105**, 267 (1981).
- [12] R. Dermisek and H. D. Kim, “Radiatively generated maximal mixing scenario for the Higgs mass and the least fine tuned minimal supersymmetric standard model,” Phys. Rev. Lett. **96**, 211803 (2006) [arXiv:hep-ph/0601036].
- [13] G. F. Giudice and A. Masiero, “A Natural Solution To The Mu Problem In Supergravity Theories,” Phys. Lett. B **206**, 480 (1988).
- [14] B. C. Allanach, “SOFTSUSY: A C++ program for calculating supersymmetric spectra,” Comput. Phys. Commun. **143**, 305 (2002) [arXiv:hep-ph/0104145].
- [15] S. Heinemeyer, W. Hollik and G. Weiglein, “FeynHiggs: A program for the calculation of the masses of the neutral CP-even Higgs bosons in the MSSM,” Comput. Phys. Commun. **124**, 76 (2000) [arXiv:hep-ph/9812320].
- [16] G. Belanger, F. Boudjema, A. Pukhov and A. Semenov, “micrOMEGAs2.0: A program to calculate the relic density of dark matter in a generic model,” arXiv:hep-ph/0607059.
- [17] P. Gondolo, J. Edsjo, P. Ullio, L. Bergstrom, M. Schelke and E. A. Baltz, “DarkSUSY: Computing supersymmetric dark matter properties numerically,” JCAP **0407**, 008 (2004) [arXiv:astro-ph/0406204].
- [18] E. Barberio *et al.* [Heavy Flavor Averaging Group (HFAG)], “Averages of b-hadron properties at the end of 2005,” arXiv:hep-ex/0603003.

- [19] P. Gambino and M. Misiak, “Quark mass effects in $\bar{B} \rightarrow X_s \gamma$,” Nucl. Phys. B **611**, 338 (2001) [arXiv:hep-ph/0104034].
- [20] G. W. Bennett *et al.* [Muon g-2 Collaboration], “Measurement of the negative muon anomalous magnetic moment to 0.7-ppm,” Phys. Rev. Lett. **92**, 161802 (2004) [arXiv:hep-ex/0401008].
- [21] K. Hagiwara, A. D. Martin, D. Nomura and T. Teubner, “Predictions for g-2 of the muon and $\alpha(\text{QED})(M_Z^2)$,” Phys. Rev. D **69**, 093003 (2004) [arXiv:hep-ph/0312250].
- [22] M. Knecht, A. Nyffeler, M. Perrottet and E. De Rafael, “Hadronic light-by-light scattering contribution to the muon g-2: An effective field theory approach,” Phys. Rev. Lett. **88**, 071802 (2002) [arXiv:hep-ph/0111059].
- [23] M. Davier, S. Eidelman, A. Hocker and Z. Zhang, “Updated estimate of the muon magnetic moment using revised results from $e^+ e^-$ annihilation,” Eur. Phys. J. C **31**, 503 (2003) [arXiv:hep-ph/0308213].
- [24] K. Melnikov and A. Vainshtein, “Hadronic light-by-light scattering contribution to the muon anomalous magnetic moment revisited,” Phys. Rev. D **70**, 113006 (2004) [arXiv:hep-ph/0312226].
- [25] A. Hocker, “The hadronic contribution to $(g-2)(\mu)$,” arXiv:hep-ph/0410081.
- [26] S. Heinemeyer, W. Hollik and G. Weiglein, “Electroweak precision observables in the minimal supersymmetric standard model,” Phys. Rept. **425**, 265 (2006) [arXiv:hep-ph/0412214].
- [27] T. Moroi, “The Muon Anomalous Magnetic Dipole Moment in the Minimal Supersymmetric Standard Model,” Phys. Rev. D **66**, 010001 (2002) [Erratum-ibid. D **56**, 4424 (1997)] [arXiv:hep-ph/9512396].
- [28] D. S. Akerib *et al.* [CDMS Collaboration], “Limits on spin-independent WIMP nucleon interactions from the two-tower run of the Cryogenic Dark Matter Search,” Phys. Rev. Lett. **96**, 011302 (2006) [arXiv:astro-ph/0509259].
- [29] P. L. Brink *et al.* [CDMS-II Collaboration], “Beyond the CDMS-II dark matter search: SuperCDMS,” *In the Proceedings of 22nd Texas Symposium on Relativistic Astrophysics at Stanford University, Stanford, California, 13-17 Dec 2004, pp 2529* [arXiv:astro-ph/0503583].
- [30] A. Pomarol and R. Rattazzi, “Sparticle masses from the superconformal anomaly,” JHEP **9905**, 013 (1999) [arXiv:hep-ph/9903448].
- [31] R. Rattazzi, A. Strumia and J. D. Wells, “Phenomenology of deflected anomaly-mediation,” Nucl. Phys. B **576**, 3 (2000) [arXiv:hep-ph/9912390].
- [32] K. Choi, K. S. Jeong, T. Kobayashi and K. i. Okumura, “Little SUSY hierarchy in mixed modulus-anomaly mediation,” Phys. Lett. B **633**, 355 (2006) [arXiv:hep-ph/0508029].
- [33] R. Kitano and Y. Nomura, “A solution to the supersymmetric fine-tuning problem within the MSSM,” Phys. Lett. B **631**, 58 (2005) [arXiv:hep-ph/0509039].
- [34] K. Choi, K. Y. Lee, Y. Shimizu, Y. G. Kim and K. i. Okumura, “Neutralino dark matter in mirage mediation,” arXiv:hep-ph/0609132.