

Using jet mass to discover vector quarks at the LHC

Witold Skiba¹ and David Tucker-Smith²

¹*Department of Physics, Yale University, New Haven, CT 06520*

²*Department of Physics, Williams College, Williamstown, MA 01267*

We illustrate the utility of jet mass distributions as probes of new physics at the LHC, focusing on a heavy vector-quark doublet that mixes with the top as a concrete example. For 1 TeV vector-quark masses, we find that signals with greater than 5σ significance can be achieved after 100 fb^{-1} . More generally, jet mass distributions have the potential to provide signals for heavy states that produce highly boosted weak gauge bosons and/or top quarks.

I. INTRODUCTION

Various extensions of the Standard Model include additional quarks in vector representations of the standard model gauge group. Examples include little Higgs theories [1, 2, 3], topcolor models [4], and extra dimensional theories with bulk fermions. Vector-like matter is also invoked in some supersymmetric models, for instance as the messengers of supersymmetry breaking in gauge-mediated models [5]. If light enough, vector-like quarks would be produced copiously at the LHC, and the details of how they might be discovered would depend on how, or whether, they decay.

In this paper we concentrate on heavy quarks that decay into gauge bosons and top quarks. In particular, we will be interested in the case where the quarks are so heavy that the W 's, Z 's, and tops which they produce in turn yield highly collimated decay products that cannot typically be resolved into separate jets. The invariant masses of individual jets then become potentially useful quantities to study when attempting to pick out signals. Jet mass has previously been shown to be useful in studies of elastic WW scattering at high energy [6]. Here we employ jet mass to provide signals for vector-quarks, and show that its usefulness persists after detector effects are taken into account. It is clear that jet mass could also be helpful in other collider studies with similar kinematic properties.

One well-studied scenario with vector-quarks features electroweak singlets $T + \bar{T}$, with hypercharge $\pm 2/3$. This is the extra fermion content in the littlest Higgs model [2]. If T mixes with the top quark, then in the regime where the vector-quark mass is much larger than the top mass, the branching ratios for the decays of T are approximately $Br(T \rightarrow bW^+) \simeq 2Br(T \rightarrow tZ) \simeq 2Br(T \rightarrow th) \simeq 1/2$. Moreover, provided that the mixing is large enough, the T quarks can be produced singly by t -channel exchange of a W boson, with a b quark in the initial state [7], the importance of this being that the cross section for single production falls off less dramatically with increasing T mass than the cross section for $T\bar{T}$ pair production. In [8], it was estimated that for order-one mixing, the discovery reach after an integrated luminosity of 300^{-1} fb at the LHC is $\simeq 2\text{--}2.5 \text{ TeV}$. On the other hand, if the mixing is small, or if the T quark is light enough, then QCD pair-production dominates.

This case was studied in [9], where it was estimated that the discovery reach after 300^{-1} fb at the LHC is $\simeq 1.1 \text{ TeV}$.

Here we study the case where the vector-quarks are instead electroweak doublets $Q + \bar{Q}$, with hypercharge $\pm 2/3$. Electroweak doublet vector-quarks appear, for instance, in the little Higgs model of [3], and the topcolor model of [10]. We will argue below that it is reasonable to imagine that the decays of T and B , the upper and lower components of Q , are induced by the mixing of T with the top quark. In this case, B decays to tW^- , just as if it were a fourth-generation down quark. The prospects for discovering such a particle at the LHC have been explored in [11]. The approach taken there is to search for W candidates by looking at dijet invariant masses, finding top candidates by looking at the invariant masses of the W candidates and b -tagged jets, and finally, looking at the invariant mass distribution for the W and top candidates. The peak in this distribution ends up being rather broad, so that even for a B mass of 640 GeV and an integrated luminosity of 100^{-1} fb , separation of signal from background looks challenging.

Our strategy, which we will apply to TeV-mass B 's, will be to find signals in jet mass distributions. We will see that these distributions feature bumps around m_W and m_t , and that the invariant mass distribution for the candidate top and W jets is peaked near the vector-quark mass.

In the next section we outline the model and list our assumptions about its free parameters. The main analysis, requiring at least one high p_T lepton, is presented in Sec. III. There we list the relevant backgrounds and propose cuts that give a convincing signal. A dilepton analysis is presented in Sec. IV.

II. THE MODEL

Our vector quark doublet $Q + \bar{Q}$ has a mass term and also Yukawa couplings with the third generation quarks,

$$\mathcal{L}_{mass} = MQ\bar{Q} + (\lambda_u Qu_3^c \tilde{h} + \lambda'_u q_3 u_3^c \tilde{h} + \lambda_d Qd_3^c h + \lambda'_d q_3 d_3^c h + \text{h.c.}). \quad (1)$$

Electroweak symmetry breaking induces mixing of the heavy quarks with the third generation. We neglect mixings of the vector quark with the lighter two generations.

The main motivation for doing so is to simplify the analysis, but the quark mass hierarchies themselves make this a reasonable starting point. Moreover, the mixings with the lighter generations are more tightly constrained experimentally. Without loss of generality, we have defined Q to be the single linear combination of $Y = 1/6$ doublets that couples directly to \overline{Q} , so there is no $q_3\overline{Q}$ mass term.

If we adopt the reasonable assumption that λ_u and λ'_u are of comparable size, and so are λ_d and λ'_d , then in the heavy vector-quark regime that interests us, $M \gg m_t$, we have

$$m_t \simeq \lambda'_u v, \quad m_b \simeq \lambda'_d v, \quad m_T \simeq m_B \simeq M, \quad (2)$$

where m_T and m_B are the masses of T and B , the up and down components of Q . The ratio of the couplings of Q to the bottom and top quarks is then approximately

$$(\lambda_d/\lambda'_d) \times (\lambda'_u/\lambda_u) \times (m_b/m_t). \quad (3)$$

We will assume that this product is sufficiently small that decays of B and T directly into bottom quarks can be neglected. This assumption is motivated by the fact that m_b is much smaller than m_t , and also by the fact that mixing with the bottom is constrained by Z -pole data. Mixing with the top is less constrained, as the electroweak couplings of the top quark have not been measured precisely. In this case, the equivalence principle tells us that in the large M limit, the branching ratios of B and T are

$$Br(B \rightarrow tW-) \simeq 100\% \quad (4)$$

$$Br(T \rightarrow tZ) \simeq Br(T \rightarrow th) \simeq 50\% \quad (5)$$

Thus B decays just as if it were a fourth-generation down quark, while T has two possible final states, and all decays produce top quarks.

Although electroweak symmetry lifts the degeneracy between B and T , the splitting δ is only

$$\delta \equiv m_T - m_B \simeq 15 \text{ GeV} \times \left(\frac{\lambda_u}{\lambda'_u} \right)^2 \times \left(\frac{1 \text{ TeV}}{M} \right), \quad (6)$$

and the rate for the three-body decays $T \rightarrow B f \overline{f'}$ is proportional to δ^5/v^4 . Even neglecting phase space factors, the ratio of this rate to the two-body rates is proportional to $(m_t/M)^6$, and so we will neglect the three-body decay entirely in what follows.

III. SINGLE LEPTON ANALYSIS

We now explore the ability of the LHC to probe this model through final states with at least one lepton. For concreteness, we will fix M to be 1 TeV. Our discussion will focus on the production and decay of B particles, as our method will be far more sensitive to B 's than to T 's.

For our calculations we will take the Higgs mass to be 120 GeV, although our results are not very sensitive to its value.

The heavy B can be produced singly in association with a top quark, with a cross section that depends on the heavy quark mass and on the amount of mixing. For large M , the cross section is roughly proportional to $(\lambda_u v)^2/M^2$. Setting $\lambda_u v = m_t$ and $M = 1$ TeV, we find using Madgraph [12] that the leading-order cross section for single B/\overline{B} production is 14 fb. By comparison, the pair production cross section, which depends only on the heavy quark mass, is 60 fb at NLO with gluon resummation [13]. In what follows, we will focus on the pair production process exclusively. It is possible that single production may allow discovery of heavier B 's if the mixing angle is large enough; on the other hand, if the mixing angle is much smaller than m_t/M , single production is not likely to be of any help at all.

In our analysis, we use MadGraph/MadEvent [12] to generate signal events at the parton level, taking the renormalization and factorization scales to be twice the heavy quark mass, and rescaling the cross section to agree with the NLO result. These are passed to Pythia 6.325 [14] to simulate initial and final-state radiation, multiple interactions, and hadronization. We use Alpgen 2.06 [15] and Pythia 6.325 to generate background events, and to obtain inclusive event samples we apply the MLM prescription for jet-parton matching [16] as implemented in Alpgen 2.11. The one exception is that jet-parton matching is not performed for single-top processes. For all calculations we use the PDF set CTEQ5L [17].

We pass showered events to the PGS-4 detector simulator [18]. Since we are interested in jet mass, for our purposes the most crucial settings of the detector simulator are the energy resolution of the hadronic calorimeter, which we take to be $\Delta E/E = 0.8/\sqrt{E/\text{GeV}}$, and the granularity of the calorimeter, which we take to be $\Delta\phi \times \Delta\eta = 0.1 \times 0.1$. The PGS detector simulator uses the k_T algorithm for jet clustering [19]. We adopt reference cone size $\Delta R_{cone} = 0.5$, and set the threshold transverse energy for a cell to be included in the clustering at 5 GeV. This large threshold leads to a slight underestimation of jet energies, but turns out to be helpful for reducing the degradation of the signal from multiple interactions. We use the heavy-flavor tagging efficiencies included in the PGS code, which are based on the results of a vertexing algorithm applied to CDF calibration data. Finally, the lepton isolation criteria are as follows: the total p_T of tracks within $\Delta R = 0.4$ of the lepton is required to be less than 5 GeV, and the total E_T in the 3×3 calorimeter grid with the lepton's cell at the center (excluding the E_T of that central cell) is required to be less than 0.1 or 0.1125 times the E_T in the central cell, for electrons and muons, respectively.

To suppress backgrounds, we adopt the following cuts:

- $\cancel{p}_T + \sum p_T > 1800 \text{ GeV}$, where the sum is over all photons, leptons, and jets having $p_T > 20 \text{ GeV}$ and $|\eta| < 2.5$

- at least one lepton (e, μ) with $p_T > 100$ GeV and $|\eta| < 2.5$
- $\cancel{p}_T > 100$ GeV
- at least one b -tagged jet with $p_T > 20$
- $\Delta R_{lj} > 1.0$, where ΔR_{lj} is the separation between the hardest lepton and the closest jet having $p_T > 20$ GeV. This cut is useful for reducing the $t\bar{t}$ background, in which the leptons produced by the highly boosted tops are typically quite close to the b quarks.
- $S_T > 0.1$, where S_T is the transverse sphericity. Given the 2×2 tensor $S_{ij} = \sum_{\alpha} p_i^{\alpha} p_j^{\alpha}$, where i and j label the two directions perpendicular to the beam, and α labels the jets, leptons, and photons having $p_T > 20$ GeV and $|\eta| < 2.5$, along with the missing p_T , we define S_T as twice the smaller eigenvalue divided by the trace (so $0 \leq S_T \leq 1$ is always satisfied).

After these cuts, the dominant backgrounds are W +jets, $t\bar{t}$, and $Wb\bar{b}$, followed by WW and tW . We will assume that with these cuts we can neglect the background from QCD with a fake lepton, although to seriously address this background source would presumably require a study of fake rates using LHC data.

To obtain large enough background samples, we impose the generator-level (pre-showering/hadronization) cut on all background processes except for single-top production:

$$\cancel{p}_T + \sum p_T > 1500 \text{ GeV}, \quad (7)$$

where the sum is over the final-state partons (*e.g.* t, \bar{t} , and any extra light quarks or gluons for the $t\bar{t}$ +jets sample). We estimate how much of the background we lose by generating event samples below this cut, seeing what fraction pass the $\cancel{p}_T + \sum p_T > 1800$ GeV cut after detector simulation, and assuming that the rest of the cuts have roughly the same effect on the remaining events as for the sample that passed the generator-level cut. In this way we estimate that well under 10% of the background is neglected due to this generator-level cut.

For the single-top final states tW , tq , $t\bar{b}$, and $t\bar{b}W$, multiple extra jets are not included at the matrix-element level, and we find that it is necessary to loosen this cut. After relaxing it to

$$\cancel{p}_T + \sum p_T > 1000 \text{ GeV} \quad (8)$$

for these processes, we again estimate that well under 10% of the background is neglected.

For all processes for which jet-parton matching is performed, we impose the following generator-level cuts on the extra light jets: $p_T > 20$ GeV, $|\eta| < 2.5$, and a jet-jet separation $\Delta R_{jj} > 0.7$ (cuts of this nature are part of the jet-parton matching program). For $Wb\bar{b}$, the minimum

separation between extra light-jets and bottom quarks is also set to 0.7. The minimum cluster E_T , rapidity range, and ΔR used for the jet-parton matching are then set to their Alpgen defaults of 25 GeV, $|\eta| < 2.5$, and 0.7, respectively. For tW jet-parton matching is not performed, and the extra jet in the tW +jet sample is required to have $p_T > 20$ GeV.

For each background process, the factorization and renormalization scale Q is set to its Alpgen default, $Q = \sqrt{\sum m_B^2 + \sum m_T^2}$, where the first term is the sum of the masses of any final-state gauge bosons, the second sum is over all final-state partons excluding the gauge bosons or their decay products, and where $m_T^2 = p_T^2 + m^2$, with m being the mass of the parton.

In table I we list the numbers of events generated for the various backgrounds, the cross sections and corresponding integrated luminosities, and the numbers of events that pass all cuts. The cross sections are obtained by multiplying the Monte Carlo results by NLO K factors. The factors we use are just rough estimates of the NLO effects, but neglecting them would certainly underestimate the backgrounds. We take $K = 1.5$ for $t\bar{t}$ [20], $K = 1.25$ for W/Z + light jets [21], $K = 2$ for $Wb\bar{b}$ [21], $K = 1.1$ for WW , W, Z , and ZZ [22], $K = 1.1$ for tq [23], $K = 1.5$ for $t\bar{b}$ [23], $K = 1.2$ for tW [24], and $K = 1.5$ for $t\bar{b}W$, although we are not aware of NLO results for this last final state. In generating these samples, the states WW , $t\bar{b}W$, and tW are decayed inclusively, the states $t\bar{t}$, ZZ , and WZ , are required to produce at least one lepton in their decays, and leptonic decays are required for the gauge boson or top quark in the W +jets, Z +jets, $Wb\bar{b}$ +jets, tq , and $t\bar{b}$ samples.

In table II we list the numbers of signal and background events that pass the successive cuts, again scaled to 100 fb^{-1} . The lepton cuts are especially effective in reducing the $t\bar{t}$ background, because when the highly boosted tops decay leptonically, the lepton is often too close to the b quark to satisfy the isolation criteria. Jet mass distributions for the the signal and two of the most important background processes, W +jets and $t\bar{t}$ +jets, are shown in figure 1. Only jets with $p_T > 350$ GeV are included, and distributions are normalized to 100 fb^{-1} of integrated luminosity. The W + jets distribution decreases significantly through the W mass, the $t\bar{t}$ + jets distribution is relatively flat in this region, while the signal has a pronounced peak around the W mass. There is also a smaller bump around the top mass, although the $t\bar{t}$ + jets distribution also has a bump there due to the highly boosted tops. The presence of highly boosted W 's also affects the $t\bar{t}$ +jets distribution, but not nearly as dramatically as it does the signal. The distribution for $Wb\bar{b}$ +jets, the other large background, steadily decreases as the jet mass increases.

A plot of the jet distributions for signal plus total background and total background alone is shown in figure 2, again including only jets with $p_T > 350$ GeV. To estimate the significance of the peak around the W mass, we take three times the total number of jets in the 50–60 GeV bin

	N_{gen}	$\sigma(\text{fb})$	$\mathcal{L}(\text{fb}^{-1})$	N_{pass}
$t\bar{t}+3$ jets (inc.)	45,963	516	89.0	80.8
$t\bar{t}+2$ jets	11,333	174	65.3	13.8
$t\bar{t}+1$ jets	5,686	86.4	65.8	1.5
$t\bar{t}+0$ jets	1,852	34.0	98.1	0
$W+4$ jets (inc.)	61,577	725	84.9	102
$W+3$ jets	33,765	375	90.0	27.8
$W+2$ jets	22,279	237	94.2	19.1
$W+1$ jet	9,081	46.1	197	0
$W+0$ jets	1,348	5.37	251	0
$Z+4$ jets (inc.)	2,994	75.8	39.5	0
$Z+3$ jets	6,126	40.6	151	0.66
$Z+2$ jets	3,716	27.0	137	0
$Z+1$ jet	2,550	5.20	490	0
$WW+3$ jets (inc.)	9,471	105	90.1	20.0
$WW+2$ jets	3,402	42.4	80.3	8.7
$WW+1$ jet	1,145	13.2	86.5	0
$WW+0$ jets	1,090	3.08	354	0
$ZZ+3$ jets (inc.)	212	1.93	110	0
$ZZ+2$ jets	77	0.679	113	0
$ZZ+1$ jet	55	0.262	210	0
$ZZ+0$ jets	125	0.120	1,041	0
$W(l\nu)Z(f\bar{f})+3$ jets (inc.)	6,668	26.3	253	9.1
$W(l\nu)Z(f\bar{f})+2$ jets	3,703	11.6	321	2.5
$W(l\nu)Z(f\bar{f})+1$ jet	494	3.50	141	2.1
$W(l\nu)Z(f\bar{f})+0$ jets	397	0.421	942	0
$W(q\bar{q})Z(l^+l^-)+3$ jets (inc.)	1,355	5.45	249	0
$W(q\bar{q})Z(l^+l^-)+2$ jets	354	2.24	158	0.63
$W(q\bar{q})Z(l^+l^-)+1$ jet	299	0.762	393	0
$W(q\bar{q})Z(l^+l^-)+0$ jets	3,676	8.12×10^{-2}	4.5×10^4	0
$Wb\bar{b}+2$ jets (inc.)	27,505	177	155	102
$Wb\bar{b}+1$ jet	718	12.0	59.8	13.4
$Wb\bar{b}+0$ jets	446	1.53	291	1.4
$tW+1$ jet	20,000	335	59.7	36.8
tW	17,771	78.1	228	12.3
tq	5,487	51.9	106	0
tb	950	9.72	97.7	0
tbW	2,400	60.6	39.6	15.2
$B\bar{B}$	50,479	60.0	841	210
$T\bar{T} (HZ)$	7,951	30.0	265	19.2
$T\bar{T} (ZZ)$	7,954	14.1	564	14.9
$T\bar{T} (HH)$	7,969	16.0	498	6.8

TABLE I: For signal and background processes, the numbers of events generated N_{gen} , cross section, corresponding integrated luminosity, and number of events that pass all cuts N_{pass} , rescaled to an integrated luminosity of 100 fb^{-1} . For the background, the generator-level cuts described in the text are imposed. For the samples labeled “inc.”, extra jets from showering are allowed when the MLM prescription for jet-parton matching is applied. The cross sections in this table include K factors to approximate NLO effects, as described in text.

	signal(B)	$t\bar{t}$ + jets	W + jets	$Wb\bar{b}$ + jets
generated	6,000	80,995	138,801	19,053
$\sum p_T > 1800$ GeV	2,610	21,272	44,175	6,197
lepton $p_T > 100$ GeV	864	2,791	12,634	1,548
$\not{p}_T > 100$ GeV	745	2,035	8,857	1014
at least one b -tag	387	1,009	483	302
$\Delta R_{lj} > 1.0$	246	182	314	210
$S_T > 0.1$	210	96	149	117

TABLE II: For the B portion of the signal and the dominant background processes, the numbers of events that pass the successive cuts, scaled to an integrated luminosity of 100 fb^{-1} . For the background processes the first row gives the number of events after the generator-level cut described in the text.

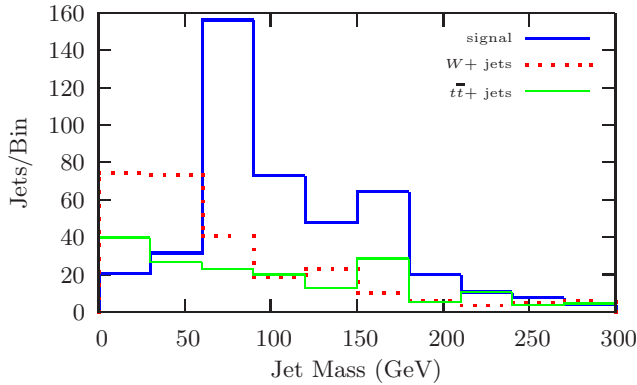


FIG. 1: Jet mass distributions for jets with $p_T > 350$ GeV, for events that pass the cuts described in the text. We take 100 fb^{-1} for the integrated luminosity.

(187) as a background value to compare with the total number of jets in the 60–90 GeV bins (281), giving a 6.9σ excess. More conservatively, taking the total number of jets in the 30–60 GeV bin (218) as the background value gives a 4.3σ excess. Finally, taking the total number of jets in the 40–70 GeV bin (200) as the background value for the total number of jets in the 70–100 GeV bins (280) gives a 5.7σ excess. For each of these three measures, the standard model contribution to the number of events in the peak is smaller than the standard model contribution to the estimated background value.

The PGS detector simulator does not include particle deflection by the magnetic field, but to get a rough idea of how sensitive our results are to this effect, we follow [25] and impose a shift in azimuthal angle for charged particles in the signal samples,

$$|\delta\phi| = \sin^{-1}(0.45/p_T), \quad (9)$$

where the sign of the shift depends on the charge of the particle. We find that our results are not dramatically affected by this shift. The significance estimates above change to 6.8σ , 4.2σ , and 5.9σ , respectively.

The T quarks do contribute somewhat to the signal, because their decays can produce Z bosons, which are not resolved from W 's using this method. However, this

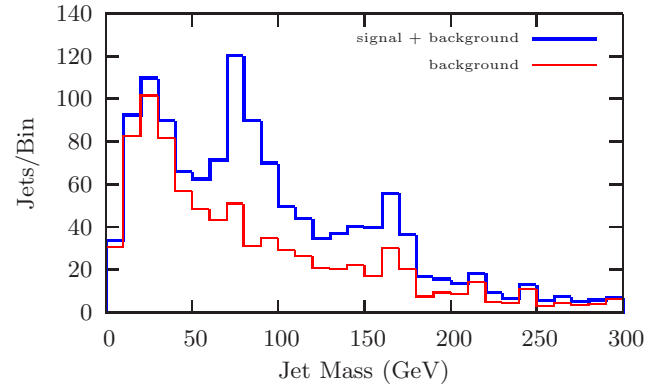


FIG. 2: Jet mass distributions for the signal plus total background and for total background alone, for events that pass the cuts described in the text. As before, only jets having $p_T > 350$ GeV are included for each qualifying event, and we take 100 fb^{-1} for the integrated luminosity.

contribution is relatively small. Recalculating the significance in each of the three ways described previously, this time including only the B contribution to the signal, we find excesses of 6.3σ , 3.5σ , and 4.5σ , respectively.

We have seen that the jet mass distribution for the signal is peaked around the W mass and less so around the top mass, due to the presence of highly boosted W 's and tops. Because the B quark decays as $B \rightarrow tW^-$ (and the T quark decays as $T \rightarrow tZ$ half of the time), one might hope to observe a peak in the invariant mass distribution of pairs of jets whose masses are near m_W and m_t , respectively. So, for each event passing our cuts, we

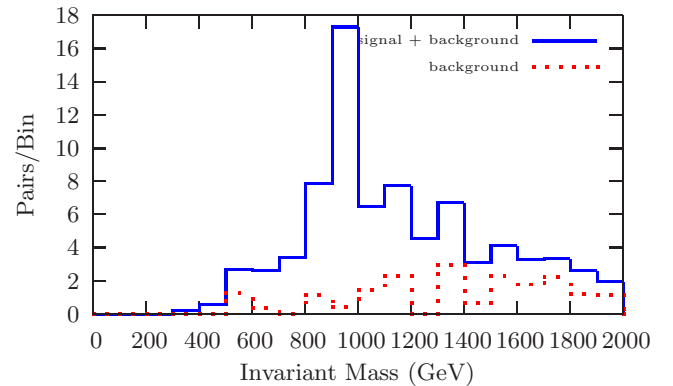


FIG. 3: Invariant mass distribution for pairs of W and top candidates, after 100 fb^{-1} of integrated luminosity.

identify as W candidates all jets with masses satisfying $|m_{jet} - m_W| < 20$ GeV, and we identify as top candidates all jets with masses satisfying $|m_{jet} - m_t| < 30$ GeV. Then, for each event we pair up the W candidates with the top candidates in all possible ways, and calculate the invariant mass for each pairing. A histogram of

the resulting distribution is shown in figure 3.

One simple point is that this procedure strongly enhances the ratio of signal to background. Beyond that, we see a clear peak near the heavy quark mass of 1 TeV. This procedure tends to give a peak shifted somewhat below the actual mass. After 100 fb^{-1} of integrated luminosity, fewer than ~ 20 pairs are obtained with invariant mass in the 900–1000 GeV bin, but a more significant peak would be achieved with greater luminosity, or perhaps simply by optimizing cuts and adjusting the jet mass windows used to identify candidate W 's and tops. Alternatively, using jet mass in tandem with a more refined method for identifying tops might enhance the signal. In our analysis there are fewer top candidates than there are W candidates, so to increase the significance one would first concentrate on enhancing the top signal.

IV. DILEPTON ANALYSIS

The ratio of signal to background can be improved by requiring two leptons (this also leaves essentially no hadronically decaying gauge bosons in the $t\bar{t}$ and WW backgrounds). In this analysis, we impose the same cuts as before, except that now we require at least two leptons with $p_T > 20 \text{ GeV}$ and $|\eta| < 2.5$, the hardest with $p_T > 100 \text{ GeV}$. We will present results with and without the b -tag requirement. We do not consider the background source W + jets with a fake second lepton.

Without the b -tag requirement, 133 signal events remain (103 from B production and decay), versus 104 background events. The dominant backgrounds are WW +jets (40 events), $t\bar{t}$ + jets (28 events), Z +jets (16 events), and WZ +jets (14 events). The resulting jet-

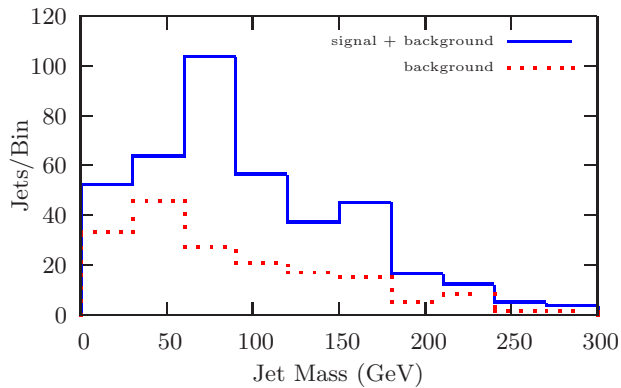


FIG. 4: Jet mass distributions for the signal plus total background and for total background alone, for events passing the cuts in the dilepton analysis. Only jets having $p_T > 300 \text{ GeV}$ are included for each qualifying event, and we take 100 fb^{-1} for the integrated luminosity.

mass distributions are shown in figure 4, this time keeping only jets with $p_T > 300 \text{ GeV}$. Taking the total

number of jets in the 30–60 GeV bin (66) as a background value for the total number of jets in the 60–90 GeV bin (102), we find a 4.4σ excess.

After a b -tag is required, 72 signal events remain (54 from B production and decay), versus only 12 background events. The jet mass distribution, shown in figure 5, has a peak with greater than 5σ significance.

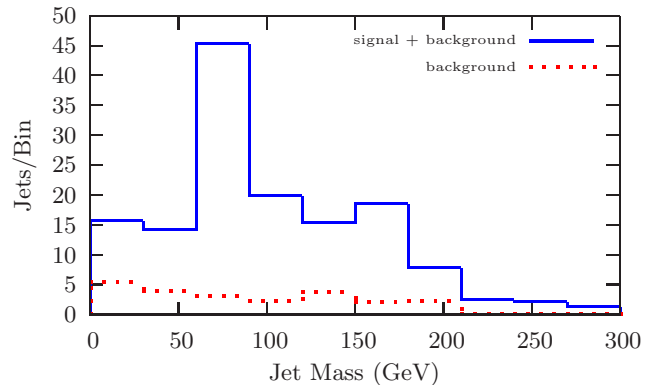


FIG. 5: Same as figure 4, but with a b -tag requirement.

V. CONCLUSIONS

Jet mass distributions will provide a useful probe of new physics at the LHC. In particular, we have seen that they give signals in excess of 5σ for vector-quark doublets of TeV mass after 100 fb^{-1} of integrated luminosity.

It would be interesting to try to use jet mass to test other models. There may be parameter space in supersymmetric models for which methods similar to the ones we have used would be effective, *e.g.* if heavy charginos are produced copiously and decay dominantly to W bosons and LSP neutralinos. Another possible application is to warped-space models [26]. For example, in ref. [27] the detection of Kaluza-Klein bottom quarks, which decay in the same way as the B quarks considered here, was considered for masses in the $\sim 500 \text{ GeV}$ range. For heavier masses the methods outlined here would be useful. In ref. [28], the detection of Kaluza-Klein gravitons through their decays into gauge bosons was studied, and jet mass distributions might be helpful there as well. Finally, techniques for dealing with highly-boosted tops in the context of warped models have been proposed in [29]. It is possible that jet mass considerations could also help for this purpose.

VI. ACKNOWLEDGEMENTS

The work of WS was supported in part by the Department of Energy under Grant DE-FG-02-92ER40704.

The work of DTS was supported in part by NSF grant PHY-0555421.

-
- [1] N. Arkani-Hamed, A. G. Cohen and H. Georgi, Phys. Lett. B **513**, 232 (2001) [arXiv:hep-ph/0105239]; D. E. Kaplan and M. Schmaltz, JHEP **0310**, 039 (2003) [arXiv:hep-ph/0302049]; H. C. Cheng and I. Low, JHEP **0309**, 051 (2003) [arXiv:hep-ph/0308199]. For reviews see M. Schmaltz and D. Tucker-Smith, Ann. Rev. Nucl. Part. Sci. **55**, 229 (2005) [arXiv:hep-ph/0502182], and M. Perelstein, Prog. Part. Nucl. Phys. **58**, 247 (2007) [arXiv:hep-ph/0512128].
 - [2] N. Arkani-Hamed, A. G. Cohen, E. Katz and A. E. Nelson, JHEP **0207**, 034 (2002) [arXiv:hep-ph/0206021].
 - [3] I. Low, W. Skiba and D. Smith, Phys. Rev. D **66**, 072001 (2002) [arXiv:hep-ph/0207243].
 - [4] C. T. Hill, Phys. Lett. B **266**, 419 (1991); Phys. Lett. B **345**, 483 (1995) [arXiv:hep-ph/9411426].
 - [5] M. Dine, A. E. Nelson and Y. Shirman, Phys. Rev. D **51**, 1362 (1995) [arXiv:hep-ph/9408384]; Phys. Rev. D **53**, 2658 (1996) [arXiv:hep-ph/9507378].
 - [6] J. M. Butterworth, B. E. Cox and J. R. Forshaw, Phys. Rev. D **65**, 096014 (2002) [arXiv:hep-ph/0201098].
 - [7] T. Han, H. E. Logan, B. McElrath and L. T. Wang, Phys. Rev. D **67**, 095004 (2003) [arXiv:hep-ph/0301040]; M. Perelstein, M. E. Peskin and A. Pierce, Phys. Rev. D **69**, 075002 (2004) [arXiv:hep-ph/0310039].
 - [8] G. Azuelos *et al.*, Eur. Phys. J. C **39S2**, 13 (2005) [arXiv:hep-ph/0402037].
 - [9] J. A. Aguilar-Saavedra, Phys. Lett. B **625**, 234 (2005) [Erratum-ibid. B **633**, 792 (2006)] [arXiv:hep-ph/0506187].
 - [10] M. B. Popovic, Phys. Rev. D **64**, 035001 (2001) [arXiv:hep-ph/0101123].
 - [11] ATLAS Collaboration Physics TDR, ATLAS TDR14.
 - [12] <http://madgraph.phys.ucl.ac.be/index.html>; F. Maltoni and T. Stelzer, JHEP **0302**, 027 (2003) [arXiv:hep-ph/0208156]; T. Stelzer and W. F. Long, Comput. Phys. Commun. **81**, 357 (1994) [arXiv:hep-ph/9401258]; H. Murayama, I. Watanabe and K. Hagiwara, KEK-91-11.
 - [13] R. Bonciani, S. Catani, M. L. Mangano and P. Nason, Nucl. Phys. B **529**, 424 (1998) [arXiv:hep-ph/9801375].
 - [14] <http://www.thep.lu.se/staff/torbjorn/Pythia.html>; T. Sjostrand, L. Lonnblad, S. Mrenna and P. Skands, arXiv:hep-ph/0308153.
 - [15] M. L. Mangano, M. Moretti, F. Piccinini, R. Pittau and A. D. Polosa, JHEP **0307**, 001 (2003) [arXiv:hep-ph/0206293].
 - [16] See e.g. <http://mlm.web.cern.ch/mlm/talks/lund-alpgen.pdf>.
 - [17] H. L. Lai *et al.* [CTEQ Collaboration], Eur. Phys. J. C **12**, 375 (2000) [arXiv:hep-ph/9903282].
 - [18] J. Conway *et al.*, <http://www.physics.ucdavis.edu/conway/research/software/pgs/pgs4-general.htm>.
 - [19] S. Catani, Y. L. Dokshitzer, M. Olsson, G. Turnock and B. R. Webber, Phys. Lett. B **269**, 432 (1991).
 - [20] M. L. Mangano, M. Moretti, F. Piccinini and M. Trecani, production in arXiv:hep-ph/0611129.
 - [21] J. Campbell, R. K. Ellis and D. L. Rainwater, production Phys. Rev. D **68**, 094021 (2003) [arXiv:hep-ph/0308195]; C. Oleari and D. Zeppenfeld, Phys. Rev. D **69**, 093004 (2004) [arXiv:hep-ph/0310156].
 - [22] G. Bozzi, B. Jager, C. Oleari and D. Zeppenfeld, arXiv:hep-ph/0701105; B. Jager, C. Oleari and D. Zeppenfeld, via Phys. Rev. D **73**, 113006 (2006) [arXiv:hep-ph/0604200].
 - [23] J. Campbell, R. K. Ellis and F. Tramontano, Phys. Rev. D **70**, 094012 (2004) [arXiv:hep-ph/0408158].
 - [24] N. Kidonakis, arXiv:hep-ph/0701080.
 - [25] E. Richter-Was., D. Froidevaux and L. Poggioli, ATLAS-PHYS-98-131.
 - [26] L. Randall and R. Sundrum, Phys. Rev. Lett. **83**, 3370 (1999) [arXiv:hep-ph/9905221].
 - [27] C. Dennis, M. K. Unel, G. Servant and J. Tseng, arXiv:hep-ph/0701158.
 - [28] K. Agashe, H. Davoudiasl, G. Perez and A. Soni, arXiv:hep-ph/0701186.
 - [29] K. Agashe, A. Belyaev, T. Krupovnickas, G. Perez and J. Virzi, arXiv:hep-ph/0612015; A. L. Fitzpatrick, J. Kaplan, L. Randall and L. T. Wang, arXiv:hep-ph/0701150; B. Lillie, L. Randall and L. T. Wang, arXiv:hep-ph/0701166.