

Transversity and Collins functions from SIDIS and e^+e^- data

M. Anselmino,¹ M. Boglione,¹ U. D'Alesio,² A. Kotzinian,³ F. Murgia,² A. Prokudin,¹ and C. Türk¹

¹*Dipartimento di Fisica Teorica, Università di Torino and INFN, Sezione di Torino, Via P. Giuria 1, I-10125 Torino, Italy*

²*Dipartimento di Fisica, Università di Cagliari and INFN, Sezione di Cagliari, C.P. 170, I-09042 Monserrato (CA), Italy*

³*Yerevan Physics Institute, 375036 Yerevan, Armenia and JINR, 141980 Dubna, Russia*

(Dated: December 31, 2006)

A global analysis of the experimental data on azimuthal asymmetries in semi-inclusive deep inelastic scattering (SIDIS), from the HERMES and COMPASS Collaborations, and in $e^+e^- \rightarrow h_1 h_2 X$ processes, from the BELLE Collaboration, is performed. It results in the extraction of the Collins fragmentation function and, *for the first time*, of the transversity distribution function for u and d quarks. These turn out to have opposite signs and to be sizably smaller than their positivity bounds. Predictions for the azimuthal asymmetry $A_{UT}^{\sin(\phi_h + \phi_S)}$, as will soon be measured at JLab and COMPASS operating on a transversely polarized proton target, are then presented.

PACS numbers: 13.88.+e, 13.60.-r, 13.66.Bc, 13.85.Ni

I. INTRODUCTION

The transversity distribution function, usually denoted as $h_{1q}(x, Q^2)$ or $\Delta_T q(x, Q^2)$, together with the unpolarized distribution functions $q(x, Q^2)$ and the helicity distributions $\Delta q(x, Q^2)$, contains basic and necessary information for a full understanding of the quark structure, in the collinear, \mathbf{k}_\perp integrated configuration, of a polarized nucleon. The distribution of transversely polarized quarks in a transversely polarized nucleon, $\Delta_T q(x, Q^2)$, is so far unmeasured. The reason is that, being related to the expectation value of a chiral-odd quark operator, it appears in physical processes which require a quark helicity flip: this cannot be achieved in the usual inclusive DIS, due to the helicity conservation of perturbative QED and QCD processes.

The problem of measuring the transversity distribution has been largely discussed in the literature [1]. The most promising approach is considered the double transverse spin asymmetry A_{TT} in Drell-Yan processes in $p\bar{p}$ interactions at a squared c.m. energy of the order of 200 GeV², which has been proposed by the PAX Collaboration [2, 3, 4]. However, this requires the availability of polarized antiprotons, which is an interesting, but formidable task in itself. Meanwhile, the most accessible channel, which involves the convolution of the transversity distribution with the Collins fragmentation function [5], is the azimuthal asymmetry $A_{UT}^{\sin(\phi_h + \phi_S)}$ in SIDIS processes, namely $\ell p^\uparrow \rightarrow \ell \pi X$. This is the strategy being pursued by HERMES, COMPASS and JLab Collaborations.

A crucial improvement, towards the success of this strategy, has been recently achieved thanks to the independent measurement of the Collins function (or rather, of the convolution of two Collins functions), in $e^+e^- \rightarrow h_1 h_2 X$ unpolarized processes by BELLE Collaboration at KEK [6]. By combining the SIDIS experimental data from HERMES [7] and COMPASS [8], with the BELLE data, we have, for the first time, a large enough set of data points as to attempt a global fit which involves, as unknown functions, both the transversity distributions and the Collins fragmentation functions of u and d quarks.

In Section 2 we briefly remind the basic formalism involved in the description of the SIDIS asymmetry $A_{UT}^{\sin(\phi_h + \phi_S)}$, and in Section 3 we develop, in somewhat greater detail, a similar formalism for the azimuthal correlations, involving two Collins functions, measured by BELLE in $e^+e^- \rightarrow h_1 h_2 X$ processes. In Section 4 we perform a global fit of HERMES [7], COMPASS [8] and BELLE [6] data, in order to extract *simultaneously* the Collins fragmentation function $\Delta^N D_{\pi/q^\uparrow}(z, p_\perp)$ and the transversity distribution function $\Delta_T q(x)$ for $q = u, d$. We then use, in Section 5, the transversity distributions and the Collins functions so determined, to give predictions for forthcoming experiments at JLab and CERN-COMPASS. Comments and conclusions are gathered in Section 6.

II. TRANSVERSITY AND COLLINS FUNCTIONS FROM SIDIS PROCESSES

The exact kinematics for SIDIS $\ell p \rightarrow \ell h X$ processes in the $\gamma^* - p$ c.m. frame, including all intrinsic motions, was extensively discussed in Ref. [9], and is schematically represented in Fig. 1. We take the virtual photon and the proton colliding along the \hat{z} -axis with momenta \mathbf{q} and \mathbf{P} respectively, and the leptonic plane to coincide with the $\hat{x}\hat{z}$ plane. We work in the kinematic regime in which $P_T \simeq \Lambda_{\text{QCD}} \simeq k_\perp$, where k_\perp is the magnitude of the intrinsic transverse

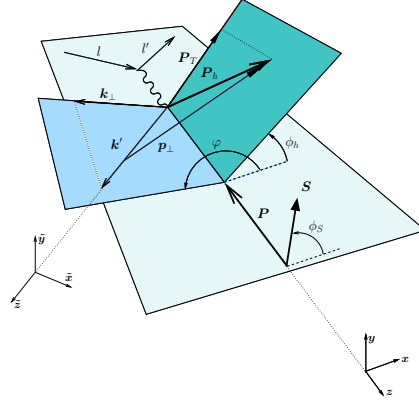


FIG. 1: Three dimensional kinematics of the SIDIS process, according to Trento conventions [12]. The photon and the proton collide along the \hat{z} -axis, while the leptonic plane defines the $\hat{x}\hat{z}$ plane. The fragmenting quark and the final hadron h are emitted at azimuthal angles φ and ϕ_h , and the proton transverse spin direction is identified by ϕ_S .

momentum \mathbf{k}_\perp of the initial quark with respect to the parent proton and $P_T = |\mathbf{P}_T|$ is the magnitude of the final hadron transverse momentum. We neglect second order corrections in the k_\perp/Q expansion: in this approximation, the transverse momentum \mathbf{p}_\perp of the observed hadron h with respect to the direction of the fragmenting quark is related to \mathbf{k}_\perp and \mathbf{P}_T by the simple expression $\mathbf{p}_\perp = \mathbf{P}_T - z\mathbf{k}_\perp$; in addition, the lightcone momentum fractions x and z coincide with the usual measurable SIDIS variables, $z = z_h = (P \cdot P_h)/(P \cdot q)$ and $x = x_B = Q^2/(2P \cdot q)$. In this region factorization holds [10, 11], leading order $\ell q \rightarrow \ell q$ elementary processes are dominating and the soft P_T of the detected hadron is mainly originating from intrinsic motions.

The transverse single spin asymmetry (SSA) for this process is defined as

$$A_{UT} = \frac{d^6\sigma^{\ell p^\uparrow \rightarrow \ell' h X} - d^6\sigma^{\ell p^\downarrow \rightarrow \ell' h X}}{d^6\sigma^{\ell p^\uparrow \rightarrow \ell' h X} + d^6\sigma^{\ell p^\downarrow \rightarrow \ell' h X}} \equiv \frac{d\sigma^\uparrow - d\sigma^\downarrow}{d\sigma^\uparrow + d\sigma^\downarrow}, \quad (1)$$

where $d^6\sigma^{\ell p^{\uparrow,\downarrow} \rightarrow \ell' h X} \equiv d\sigma^{\uparrow,\downarrow}$ is a short hand notation for $(d^6\sigma^{\ell p^{\uparrow,\downarrow} \rightarrow \ell' h X})/(dx_B dy dz_h d^2\mathbf{P}_T d\phi_S)$. It will often happen, in comparing with data or giving measurable predictions, that the numerator and denominator of Eq. (1) will be integrated over some of the variables, according to the kinematical coverage of the experiments. \uparrow and \downarrow refer, respectively, to polarization vectors \mathbf{S} and $-\mathbf{S}$, see Fig. 1. A full study of Eq. (1), with all contributions at all orders in k_\perp/Q , will be presented in a forthcoming paper [13].

We consider here, at $\mathcal{O}(k_\perp/Q)$, the $\sin(\phi_S + \phi_h)$ weighted asymmetry,

$$A_{UT}^{\sin(\phi_S + \phi_h)} = 2 \frac{\int d\phi_S d\phi_h [d\sigma^\uparrow - d\sigma^\downarrow] \sin(\phi_S + \phi_h)}{\int d\phi_S d\phi_h [d\sigma^\uparrow + d\sigma^\downarrow]}, \quad (2)$$

measured by the HERMES [7] and COMPASS [8] Collaborations. This asymmetry singles out the spin dependent part of the fragmentation function of a transversely polarized quark with spin polarization $\hat{\mathbf{s}}$ and three-momentum \mathbf{p}_q :

$$D_{h/q,s}(z, \mathbf{p}_\perp) = D_{h/q}(z, p_\perp) + \frac{1}{2} \Delta^N D_{h/q^\uparrow}(z, p_\perp) \hat{\mathbf{s}} \cdot (\hat{\mathbf{p}}_q \times \hat{\mathbf{p}}_\perp), \quad (3)$$

resulting in

$$A_{UT}^{\sin(\phi_S + \phi_h)} = \frac{\sum_q e_q^2 \int d\phi_S d\phi_h d^2\mathbf{k}_\perp \Delta_T q(x, k_\perp) \frac{d(\Delta\hat{\sigma})}{dy} \Delta^N D_{h/q^\uparrow}(z, p_\perp) \sin(\phi_S + \varphi + \phi_q^h) \sin(\phi_S + \phi_h)}{\sum_q e_q^2 \int d\phi_S d\phi_h d^2\mathbf{k}_\perp f_{q/p}(x, k_\perp) \frac{d\hat{\sigma}}{dy} D_{h/q}(z, p_\perp)}. \quad (4)$$

In the above equation $\Delta_T q(x, k_\perp)$ is the unintegrated transversity distribution,

$$\Delta_T q(x) \equiv h_{1q}(x) = \int d^2\mathbf{k}_\perp \Delta_T q(x, k_\perp), \quad (5)$$

while $\Delta^N D_{h/q^\uparrow}(z, p_\perp)$ is the Collins function, often denoted as [12]:

$$\Delta^N D_{h/q^\uparrow}(z, p_\perp) = \frac{2p_\perp}{zm_h} H_1^{\perp q}(z, p_\perp) . \quad (6)$$

$d\hat{\sigma}/dy$ is the planar unpolarized elementary cross section

$$\frac{d\hat{\sigma}}{dy} = \frac{2\pi\alpha^2}{sxy^2} [1 + (1-y)^2] , \quad (7)$$

and

$$\frac{d(\Delta\hat{\sigma})}{dy} = \frac{d\hat{\sigma}^{\ell q^\uparrow \rightarrow \ell q^\uparrow}}{dy} - \frac{d\hat{\sigma}^{\ell q^\uparrow \rightarrow \ell q^\downarrow}}{dy} = -\frac{4\pi\alpha^2}{sxy^2} (1-y) . \quad (8)$$

The $\sin(\phi_S + \varphi + \phi_q^h)$ azimuthal dependence in Eq. (4) arises from the combination of the phase factors in the transversity distribution function, in the non-planar $\ell q \rightarrow \ell q$ elementary scattering amplitudes, and in the Collins fragmentation function; ϕ_S and φ identify the directions of the proton spin \mathbf{S} and of the quark intrinsic transverse momentum \mathbf{k}_\perp , see Fig. 1; ϕ_q^h is the azimuthal angle of the final hadron h , as defined in the fragmenting quark helicity frame. Neglecting $\mathcal{O}(k_\perp^2/Q^2)$ terms, one finds

$$\cos \phi_q^h = \frac{P_T}{p_\perp} \cos(\phi_h - \varphi) - z \frac{k_\perp}{p_\perp} \quad \sin \phi_q^h = \frac{P_T}{p_\perp} \sin(\phi_h - \varphi) . \quad (9)$$

A full study of Eq. (2), taking into account intrinsic motions with all contributions at all orders, following the general approach of Ref. [14], will be presented in a forthcoming paper [13]. Here, in agreement with all papers on the Collins effect in SIDIS so far appeared in the literature, we work at $\mathcal{O}(k_\perp/Q)$ and use Eqs. (4) and (9).

$f_{q/p}(x, k_\perp)$ is the unpolarized transverse momentum dependent (TMD) distribution function of a quark q inside the parent proton p , while $D_{h/q}(z, p_\perp)$ is the unpolarized TMD fragmentation function of quark q into the final hadron h . We assume the k_\perp and p_\perp dependences of these functions to be factorized in a Gaussian form, suitable to describe non-perturbative effects at small P_T values and simple enough to allow analytical integration over the intrinsic transverse momenta:

$$f_{q/p}(x, k_\perp) = f_{q/p}(x) \frac{e^{-k_\perp^2/\langle k_\perp^2 \rangle}}{\pi \langle k_\perp^2 \rangle} , \quad (10)$$

$$D_{h/q}(z, p_\perp) = D_{h/q}(z) \frac{e^{-p_\perp^2/\langle p_\perp^2 \rangle}}{\pi \langle p_\perp^2 \rangle} , \quad (11)$$

where $f_{q/p}(x)$ and $D_{h/q}(z)$ are the usual integrated parton distribution and fragmentation functions, available in the literature; in particular we refer to Refs. [15, 16] and [17]. The QCD induced Q^2 dependence of these functions is also taken into account, although we do not indicate it explicitly. Finally, the average values of k_\perp^2 and p_\perp^2 are taken from Ref. [9], where they were obtained by fitting the azimuthal dependence of SIDIS unpolarized cross section:

$$\langle k_\perp^2 \rangle = 0.25 \text{ GeV}^2 \quad \langle p_\perp^2 \rangle = 0.20 \text{ GeV}^2 . \quad (12)$$

Notice that such values are assumed to be constant and flavor independent.

The transversity distributions and the Collins functions are unknown. We choose the following simple parameterization

$$\Delta_T q(x, k_\perp) = \frac{1}{2} \mathcal{N}_q^T(x) [f_{q/p}(x) + \Delta q(x)] \frac{e^{-k_\perp^2/\langle k_\perp^2 \rangle_T}}{\pi \langle k_\perp^2 \rangle_T} \quad (13)$$

$$\Delta^N D_{h/q^\uparrow}(z, p_\perp) = 2 \mathcal{N}_q^C(z) D_{h/q}(z) h(p_\perp) \frac{e^{-p_\perp^2/\langle p_\perp^2 \rangle}}{\pi \langle p_\perp^2 \rangle} , \quad (14)$$

with

$$\mathcal{N}_q^T(x) = N_q^T x^\alpha (1-x)^\beta \frac{(\alpha+\beta)^{(\alpha+\beta)}}{\alpha^\alpha \beta^\beta} \quad (15)$$

$$\mathcal{N}_q^C(z) = N_q^C z^\gamma (1-z)^\delta \frac{(\gamma+\delta)^{(\gamma+\delta)}}{\gamma^\gamma \delta^\delta} \quad (16)$$

$$h(p_\perp) = \sqrt{2e} \frac{p_\perp}{M} e^{-p_\perp^2/M^2} , \quad (17)$$

and $|N_q^T|, |N_q^C| \leq 1$. In general $\langle k_\perp^2 \rangle_T \neq \langle k_\perp^2 \rangle$, but from our fit we learn that present experimental data are insensitive to such a difference, therefore we simply assume $\langle k_\perp^2 \rangle_T = \langle k_\perp^2 \rangle$. Also, in this first simultaneous extraction of the transversity and Collins functions, we let the coefficients N_q^T and N_q^C to be flavor dependent ($q = u, d$), while all the exponents $\alpha, \beta, \gamma, \delta$ and the dimensional parameter M are taken to be flavor independent.

Notice that our parameterizations are devised in such a way that the transversity distribution function automatically obeys the Soffer bound [18]

$$|\Delta_T q(x)| \leq \frac{1}{2} [f_{q/p}(x) + \Delta q(x)] , \quad (18)$$

and the Collins function satisfies the positivity bound

$$|\Delta^N D_{h/q^\uparrow}(z, p_\perp)| \leq 2 D_{h/q}(z, p_\perp) , \quad (19)$$

since $\mathcal{N}_q^T(x)$, $\mathcal{N}_q^C(z)$ and $h(p_\perp)$ are normalized to be smaller than 1 in size for any value of x , z and p_\perp respectively.

By insertion of the above expressions into Eq. (4), we obtain, in agreement with Refs. [19, 20],

$$A_{UT}^{\sin(\phi_S + \phi_h)} = \frac{-\frac{P_T}{M} \frac{1-y}{sxy^2} \sqrt{2e} \frac{\langle p_\perp^2 \rangle_c^2}{\langle p_\perp^2 \rangle} \frac{e^{-P_T^2 / \langle P_T^2 \rangle_c}}{\langle P_T^2 \rangle_c} \sum_q e_q^2 \mathcal{N}_q^T(x) [f_{q/p}(x) + \Delta q(x)] \mathcal{N}_q^C(z) D_{h/q}(z)}{\frac{e^{-P_T^2 / \langle P_T^2 \rangle}}{\langle P_T^2 \rangle} \frac{[1 + (1-y)^2]}{sxy^2} \sum_q e_q^2 f_{q/p}(x) D_{h/q}(z)} , \quad (20)$$

where

$$\begin{aligned} \langle p_\perp^2 \rangle_c &= \frac{M^2 \langle p_\perp^2 \rangle}{M^2 + \langle p_\perp^2 \rangle} , \\ \langle P_T^2 \rangle &= \langle p_\perp^2 \rangle + z^2 \langle k_\perp^2 \rangle , \\ \langle P_T^2 \rangle_c &= \langle p_\perp^2 \rangle_c + z^2 \langle k_\perp^2 \rangle . \end{aligned} \quad (21)$$

Eq. (20) expresses $A_{UT}^{\sin(\phi_S + \phi_h)}$ in terms of the parameters $\alpha, \beta, \gamma, \delta, N_q^T, N_q^C$ and M . In Section 4 we shall fix them by performing a best fit of the measurements of HERMES, COMPASS and BELLE Collaborations. Actually, we shall consider, following the experimental data, $A_{UT}^{\sin(\phi_S + \phi_h)}$ as a function of one variable at a time, by properly integrating the numerator and denominator of Eq. (20): the integration over x and z gives the P_T distribution of $A_{UT}^{\sin(\phi_S + \phi_h)}$, whereas the integrations over P_T and z or P_T and x , yield the x and z distributions (see Figs. 4 and 5). Notice that, with our approximations, $x = x_B$ and $z = z_h$.

III. COLLINS FUNCTIONS FROM e^+e^- PROCESSES

The kinematics corresponding to the $e^+e^- \rightarrow h_1 h_2 X$ process is schematically represented in Fig. 2: the two detected hadrons h_1 and h_2 are the fragmentation products of a quark and an antiquark originating from e^+e^- collisions. We choose the reference frame so that the $e^+e^- \rightarrow q\bar{q}$ scattering occurs in the $\hat{x}\hat{z}$ plane, with the back-to-back quark and antiquark moving along the \hat{z} -axis. This choice requires, experimentally, the reconstruction of the jet thrust axis, but it involves a very simple kinematics and a direct contribution of the Collins functions, as we shall see. A different choice, originally suggested in the literature [21], is discussed at the end of this Section. In the configuration of Fig. 2, the four-momenta of the e^+, e^- (k^+, k^-) and of the q, \bar{q} (q_1, q_2) are

$$q_1 = \frac{\sqrt{s}}{2}(1, 0, 0, 1) \quad q_2 = \frac{\sqrt{s}}{2}(1, 0, 0, -1) \quad (22)$$

$$k^- = \frac{\sqrt{s}}{2}(1, -\sin\theta, 0, \cos\theta) \quad k^+ = \frac{\sqrt{s}}{2}(1, \sin\theta, 0, -\cos\theta) . \quad (23)$$

The final hadrons h_1 and h_2 carry lightcone momentum fractions z_1 and z_2 and have intrinsic transverse momenta $\mathbf{p}_{\perp 1}$ and $\mathbf{p}_{\perp 2}$ with respect to the direction of fragmenting quarks,

$$\mathbf{p}_{\perp 1} = p_{\perp 1}(\cos\varphi_1, \sin\varphi_1, 0) \quad \mathbf{p}_{\perp 2} = p_{\perp 2}(\cos\varphi_2, \sin\varphi_2, 0) \quad (24)$$

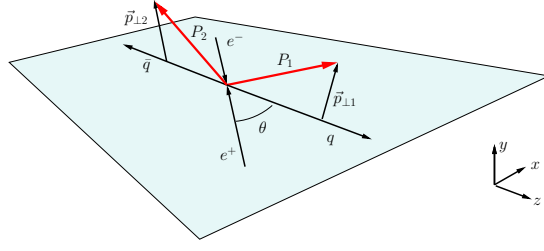


FIG. 2: Three dimensional kinematics of the $e^+e^- \rightarrow h_1 h_2 X$ process, in the $q\bar{q}$ c.m. frame. In this configuration the reconstructed thrust axis identifies the \hat{z} -direction, the lepton-quark scattering plane defines the $\hat{x}\hat{z}$ plane, and the transverse quark spin is along \hat{y} .

so that their four-momenta can be expressed as

$$P_1 = \left(z_1 \frac{\sqrt{s}}{2} + \frac{p_{\perp 1}^2}{2z_1\sqrt{s}}, p_{\perp 1} \cos \varphi_1, p_{\perp 1} \sin \varphi_1, z_1 \frac{\sqrt{s}}{2} - \frac{p_{\perp 1}^2}{2z_1\sqrt{s}} \right) \quad (25)$$

$$P_2 = \left(z_2 \frac{\sqrt{s}}{2} + \frac{p_{\perp 2}^2}{2z_2\sqrt{s}}, p_{\perp 2} \cos \varphi_2, p_{\perp 2} \sin \varphi_2, -z_2 \frac{\sqrt{s}}{2} + \frac{p_{\perp 2}^2}{2z_2\sqrt{s}} \right). \quad (26)$$

At large c.m. energies and not too small values of z , one can neglect second order corrections in the p_{\perp}/\sqrt{s} expansion, to work with the much simpler kinematics:

$$P_1 = \left(z_1 \frac{\sqrt{s}}{2}, p_{\perp 1} \cos \varphi_1, p_{\perp 1} \sin \varphi_1, z_1 \frac{\sqrt{s}}{2} \right) \quad (27)$$

$$P_2 = \left(z_2 \frac{\sqrt{s}}{2}, p_{\perp 2} \cos \varphi_2, p_{\perp 2} \sin \varphi_2, -z_2 \frac{\sqrt{s}}{2} \right). \quad (28)$$

Notice also that in this limit the lightcone momentum fractions z coincide with the observable energy fractions z_h ,

$$z_h = 2E_h/\sqrt{s} = z + \frac{p_{\perp}^2}{zs} \simeq z. \quad (29)$$

The cross section corresponding to this process can be written as

$$\frac{d\sigma^{e^+e^- \rightarrow h_1 h_2 X}}{dz_1 dz_2 d^2\mathbf{p}_{\perp 1} d^2\mathbf{p}_{\perp 2} d\cos\theta} = \sum_{q, s_1, s_2} \frac{d\hat{\sigma}^{e^+e^- \rightarrow q(s_1)\bar{q}(s_2)}}{d\cos\theta} D_{h_1/q, s_1}(z_1, \mathbf{p}_{\perp 1}) D_{h_2/\bar{q}, s_2}(z_2, \mathbf{p}_{\perp 2}), \quad (30)$$

where $q = u, \bar{u}, d, \bar{d}, s, \bar{s}$, neglecting heavy flavors. We quantize the quark spin along the \hat{y} -direction, so that their polarization vector \hat{s} can be either $+\hat{y}$ or $-\hat{y}$, which we denote by $s = \uparrow, \downarrow$ respectively.

Eq. (3) reads for these cases,

$$D_{h_1/q, \uparrow}(z_1, \mathbf{p}_{\perp 1}) = D_{h_1/q}(z_1, p_{\perp 1}) + \frac{1}{2} \Delta^N D_{h_1/q \uparrow}(z, p_{\perp 1}) \cos \varphi_1 \quad (31)$$

$$D_{h_1/q, \downarrow}(z_1, \mathbf{p}_{\perp 1}) = D_{h_1/q}(z_1, p_{\perp 1}) - \frac{1}{2} \Delta^N D_{h_1/q \uparrow}(z, p_{\perp 1}) \cos \varphi_1 \quad (32)$$

$$D_{h_2/\bar{q}, \uparrow}(z_2, \mathbf{p}_{\perp 2}) = D_{h_2/\bar{q}}(z_2, p_{\perp 2}) - \frac{1}{2} \Delta^N D_{h_2/\bar{q} \uparrow}(z, p_{\perp 2}) \cos \varphi_2 \quad (33)$$

$$D_{h_2/\bar{q}, \downarrow}(z_2, \mathbf{p}_{\perp 2}) = D_{h_2/\bar{q}}(z_2, p_{\perp 2}) + \frac{1}{2} \Delta^N D_{h_2/\bar{q} \uparrow}(z, p_{\perp 2}) \cos \varphi_2. \quad (34)$$

The elementary cross section $d\sigma^{e^+e^- \rightarrow q(s_1)\bar{q}(s_2)}/d\cos\theta$ which appears in Eq. (30) can easily be calculated for each possible combinations of $s_1 = \uparrow, \downarrow$ and $s_2 = \uparrow, \downarrow$ transverse polarizations, obtaining

$$\begin{aligned} \frac{d\sigma^{e^+e^- \rightarrow q \uparrow \bar{q} \uparrow}}{d\cos\theta} &= \frac{d\sigma^{e^+e^- \rightarrow q \uparrow \bar{q} \downarrow}}{d\cos\theta} = \frac{3\pi\alpha^2 e_q^2}{4s} \cos^2\theta \\ \frac{d\sigma^{e^+e^- \rightarrow q \uparrow \bar{q} \downarrow}}{d\cos\theta} &= \frac{d\sigma^{e^+e^- \rightarrow q \downarrow \bar{q} \uparrow}}{d\cos\theta} = \frac{3\pi\alpha^2 e_q^2}{4s}. \end{aligned} \quad (35)$$

Inserting Eqs. (31)–(35) into Eq. (30) and performing the sum over the quark polarizations obtains

$$\frac{d\sigma^{e^+e^- \rightarrow h_1 h_2 X}}{dz_1 dz_2 d^2\mathbf{p}_{\perp 1} d^2\mathbf{p}_{\perp 2} d\cos\theta} = \frac{3\pi\alpha^2}{2s} \sum_q e_q^2 \left\{ (1 + \cos^2\theta) D_{h_1/q}(z_1, p_{\perp 1}) D_{h_2/\bar{q}}(z_2, p_{\perp 2}) \right. \\ \left. + \frac{1}{4} \sin^2\theta \Delta^N D_{h_1/q^\uparrow}(z_1, p_{\perp 2}) \Delta^N D_{h_2/\bar{q}^\uparrow}(z_2, p_{\perp 2}) \cos\varphi_1 \cos\varphi_2 \right\}. \quad (36)$$

Eq. (36) shows that the study of the correlated production of two hadrons (one for each jet) in unpolarized e^+e^- collisions offers a direct access to the Collins functions, both regarding their z and p_\perp dependences. So far, only data on the z dependence are available. Notice that by integrating over the intrinsic transverse momenta $\mathbf{p}_{\perp 1}$ and $\mathbf{p}_{\perp 2}$ one recovers the usual unpolarized cross section,

$$\frac{d\sigma^{e^+e^- \rightarrow h_1 h_2 X}}{dz_1 dz_2 d\cos\theta} = \frac{3\pi\alpha^2}{2s} (1 + \cos^2\theta) \sum_q e_q^2 D_{h_1/q}(z_1) D_{h_2/\bar{q}}(z_2), \quad (37)$$

having used

$$\int d^2\mathbf{p}_\perp D_{h/q}(z, p_\perp) = D_{h/q}(z). \quad (38)$$

Instead, to construct the physical observable measured by the BELLE Collaboration, we now perform a change of angular variables from (φ_1, φ_2) to $(\varphi_1, \varphi_1 + \varphi_2)$ and then integrate over the moduli of the intrinsic transverse momenta, $p_{\perp 1}$ and $p_{\perp 2}$, and over the azimuthal angle φ_1 . This leads to

$$\frac{d\sigma^{e^+e^- \rightarrow h_1 h_2 X}}{dz_1 dz_2 d\cos\theta d(\varphi_1 + \varphi_2)} = \frac{3\alpha^2}{4s} \sum_q e_q^2 \left\{ (1 + \cos^2\theta) D_{h_1/q}(z_1) D_{h_2/\bar{q}}(z_2) \right. \\ \left. + \frac{1}{8} \sin^2\theta \cos(\varphi_1 + \varphi_2) \Delta^N D_{h_1/q^\uparrow}(z_1) \Delta^N D_{h_2/\bar{q}^\uparrow}(z_2) \right\}, \quad (39)$$

where we have defined

$$\int d^2\mathbf{p}_\perp \Delta^N D_{h,q^\uparrow}(z, p_\perp) \equiv \Delta^N D_{h/q^\uparrow}(z). \quad (40)$$

By normalizing Eq. (39) to the azimuthal averaged cross section,

$$\langle d\sigma \rangle \equiv \frac{1}{2\pi} \frac{d\sigma^{e^+e^- \rightarrow h_1 h_2 X}}{dz_1 dz_2 d\cos\theta} = \frac{3\alpha^2}{4s} \sum_q e_q^2 (1 + \cos^2\theta) D_{h_1/q}(z_1) D_{h_2/\bar{q}}(z_2), \quad (41)$$

one has

$$A(z_1, z_2, \theta, \varphi_1 + \varphi_2) \equiv \frac{1}{\langle d\sigma \rangle} \frac{d\sigma^{e^+e^- \rightarrow h_1 h_2 X}}{dz_1 dz_2 d\cos\theta d(\varphi_1 + \varphi_2)} \\ = 1 + \frac{1}{8} \frac{\sin^2\theta}{1 + \cos^2\theta} \cos(\varphi_1 + \varphi_2) \frac{\sum_q e_q^2 \Delta^N D_{h_1/q^\uparrow}(z_1) \Delta^N D_{h_2/\bar{q}^\uparrow}(z_2)}{\sum_q e_q^2 D_{h_1/q}(z_1) D_{h_2/\bar{q}}(z_2)}. \quad (42)$$

Actually, BELLE data are collected over a range of θ values, according to the acceptance of the detector (see Eq. (65)). Thus, Eqs. (39) and (41) are integrated over the covered θ range resulting in some specific $\langle \sin^2\theta \rangle$ and $\langle 1 + \cos^2\theta \rangle$ values.

Finally, to eliminate false asymmetries, the BELLE Collaboration considers the ratio of unlike-sign to like-sign pion pair production, A_U and A_L , given by

$$R \equiv \frac{A_U}{A_L} = \frac{1 + \frac{1}{8} \cos(\varphi_1 + \varphi_2) \frac{\langle \sin^2\theta \rangle}{\langle 1 + \cos^2\theta \rangle} P_U}{1 + \frac{1}{8} \cos(\varphi_1 + \varphi_2) \frac{\langle \sin^2\theta \rangle}{\langle 1 + \cos^2\theta \rangle} P_L} \simeq 1 + \frac{1}{8} \cos(\varphi_1 + \varphi_2) \frac{\langle \sin^2\theta \rangle}{\langle 1 + \cos^2\theta \rangle} (P_U - P_L) \\ \equiv 1 + \cos(\varphi_1 + \varphi_2) A_{12}(z_1, z_2) \quad (43)$$

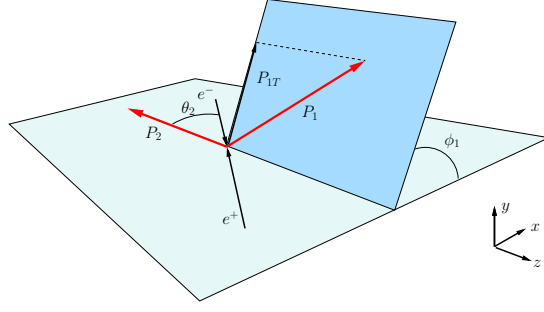


FIG. 3: Three dimensional kinematics of the $e^+e^- \rightarrow h_1 h_2 X$ process. In this configuration the \hat{z} -axis is identified by the direction of the final hadron h_2 , while h_1 is emitted at an azimuthal angle ϕ_1 with respect to the lepton- h_2 plane, defined as the $\hat{x}\hat{z}$ plane.

with

$$P_U = \frac{\sum_q e_q^2 [\Delta^N D_{\pi^+/q^\uparrow}(z_1) \Delta^N D_{\pi^-/\bar{q}^\uparrow}(z_2) + \Delta^N D_{\pi^-/q^\uparrow}(z_1) \Delta^N D_{\pi^+/\bar{q}^\uparrow}(z_2)]}{\sum_q e_q^2 [D_{\pi^+/q}(z_1) D_{\pi^-/\bar{q}}(z_2) + D_{\pi^-/q}(z_1) D_{\pi^+/\bar{q}}(z_2)]}, \quad (44)$$

$$P_L = \frac{\sum_q e_q^2 [\Delta^N D_{\pi^+/q^\uparrow}(z_1) \Delta^N D_{\pi^+/\bar{q}^\uparrow}(z_2) + \Delta^N D_{\pi^-/q^\uparrow}(z_1) \Delta^N D_{\pi^-/\bar{q}^\uparrow}(z_2)]}{\sum_q e_q^2 [D_{\pi^+/q}(z_1) D_{\pi^+/\bar{q}}(z_2) + D_{\pi^-/q}(z_1) D_{\pi^-/\bar{q}}(z_2)]}, \quad (45)$$

$$A_{12}(z_1, z_2) = \frac{1}{8} \frac{\langle \sin^2 \theta \rangle}{\langle 1 + \cos^2 \theta \rangle} (P_U - P_L). \quad (46)$$

For fitting purposes, it is convenient to re-express P_U and P_L in terms of favoured and unfavoured fragmentation functions,

$$D_{\pi^+/u} = D_{\pi^+/\bar{d}} = D_{\pi^-/d} = D_{\pi^-/\bar{u}} \equiv D_{\text{fav}} \quad (47)$$

$$D_{\pi^+/d} = D_{\pi^+/\bar{u}} = D_{\pi^-/u} = D_{\pi^-/\bar{d}} = D_{\pi^\pm/s} = D_{\pi^\pm/\bar{s}} \equiv D_{\text{unf}}, \quad (48)$$

and similarly for the $\Delta^N D$, obtaining

$$P_U = \frac{[5 \Delta^N D_{\text{fav}}(z_1) \Delta^N D_{\text{fav}}(z_2) + 7 \Delta^N D_{\text{unf}}(z_1) \Delta^N D_{\text{unf}}(z_2)]}{[5 D_{\text{fav}}(z_1) D_{\text{fav}}(z_2) + 7 D_{\text{unf}}(z_1) D_{\text{unf}}(z_2)]}, \quad (49)$$

$$P_L = \frac{[5 \Delta^N D_{\text{fav}}(z_1) \Delta^N D_{\text{unf}}(z_2) + 5 \Delta^N D_{\text{unf}}(z_1) \Delta^N D_{\text{fav}}(z_2) + 2 \Delta^N D_{\text{unf}}(z_1) \Delta^N D_{\text{unf}}(z_2)]}{[5 D_{\text{fav}}(z_1) D_{\text{unf}}(z_2) + 5 D_{\text{unf}}(z_1) D_{\text{fav}}(z_2) + 2 D_{\text{unf}}(z_1) D_{\text{unf}}(z_2)]}, \quad (50)$$

having neglected heavy quark contributions. P_U and P_L are the same as in Ref. [22], remembering Eq. (6) and noticing that

$$\Delta^N D_{h/q^\uparrow}(z) = \int d^2 \mathbf{p}_\perp \Delta^N D_{h/q^\uparrow}(z, p_\perp) = \int d^2 \mathbf{p}_\perp \frac{2p_\perp}{zm_h} H_1^{\perp q}(z, p_\perp) = 4 H_1^{\perp(1/2)q}(z). \quad (51)$$

In addition, the BELLE Collaboration presents a second set of data, analysed in a different reference frame: following Ref. [21], one can fix the \hat{z} -axis as given by the direction of the observed hadron h_2 and the $\hat{x}\hat{z}$ plane as determined by the lepton and the h_2 directions. There will then be another relevant plane, determined by \hat{z} and the direction of the other observed hadron h_1 , at an angle ϕ_1 with respect to the $\hat{x}\hat{z}$ plane. This kinematical configuration is shown in Fig. 3; it has the advantage that it does not require the reconstruction of the quark direction.

However, in this case the kinematics is more complicated. At first order in $p_\perp/(z\sqrt{s})$ one has

$$P_2 = |P_2|(1, 0, 0, -1) \quad (52)$$

$$q_2 = \left(\frac{\sqrt{s}}{2}, -\frac{p_{\perp 2}}{z_2} \cos \varphi_2, -\frac{p_{\perp 2}}{z_2} \sin \varphi_2, -\frac{\sqrt{s}}{2} \right) \quad (53)$$

$$q_1 = \left(\frac{\sqrt{s}}{2}, \frac{p_{\perp 2}}{z_2} \cos \varphi_2, \frac{p_{\perp 2}}{z_2} \sin \varphi_2, \frac{\sqrt{s}}{2} \right) \quad (54)$$

$$\mathbf{P}_1 = \left(P_{1T} \cos \phi_1, P_{1T} \sin \phi_1, z_1 \frac{\sqrt{s}}{2} \right) \quad (55)$$

$$\mathbf{p}_{\perp 1} = \left(P_{1T} \cos \phi_1 - \frac{z_1}{z_2} p_{\perp 2} \cos \varphi_2, P_{1T} \sin \phi_1 - \frac{z_1}{z_2} p_{\perp 2} \sin \varphi_2, 0 \right). \quad (56)$$

Moreover, the elementary process $e^+e^- \rightarrow q\bar{q}$ does not occur in general in the $\hat{x}\hat{z}$ plane, and thus it involves an azimuthal phase. One can still perform an exact calculation, using the general approach discussed in Ref. [14]. A detailed description will be presented in a forthcoming paper [13]. We give here only the results valid at $\mathcal{O}(p_{\perp}/z\sqrt{s})$.

The analogue of Eq. (36) now reads

$$\begin{aligned} \frac{d\sigma^{e^+e^- \rightarrow h_1 h_2 X}}{dz_1 dz_2 d^2\mathbf{p}_{\perp 1} d^2\mathbf{p}_{\perp 2} d\cos\theta_2} &= \frac{3\pi\alpha^2}{2s} \sum_q e_q^2 \left\{ (1 + \cos^2\theta_2) D_{h_1/q}(z_1, p_{\perp 1}) D_{h_2/\bar{q}}(z_2, p_{\perp 2}) \right. \\ &\quad \left. + \frac{1}{4} \sin^2\theta_2 \Delta^N D_{h_1/q^\uparrow}(z_1, p_{\perp 2}) \Delta^N D_{h_2/\bar{q}^\uparrow}(z_2, p_{\perp 2}) \cos(2\varphi_2 + \phi_{q_1}^{h_1}) \right\}, \end{aligned} \quad (57)$$

where $\phi_{q_1}^{h_1}$ is the azimuthal angle of the detected hadron h_1 around the direction of the parent fragmenting quark, q_1 . Technically, $\phi_{q_1}^{h_1}$ is the azimuthal angle of $\mathbf{p}_{\perp 1}$ in the helicity frame of q_1 . It can be expressed in terms of the integration variables we are using, $\mathbf{p}_{\perp 2}$ and P_{1T} . At lowest order in $p_{\perp}/(z\sqrt{s})$ we have

$$\cos\phi_{q_1}^{h_1} = \frac{P_{1T}}{p_{\perp 1}} \cos(\phi_1 - \varphi_2) - \frac{z_1}{z_2} \frac{p_{\perp 2}}{p_{\perp 1}} \quad (58)$$

$$\sin\phi_{q_1}^{h_1} = \frac{P_{1T}}{p_{\perp 1}} \sin(\phi_1 - \varphi_2). \quad (59)$$

Integrating Eq. (57) over $\mathbf{p}_{\perp 2}$ and P_{1T} , but not over ϕ_1 , and normalizing to the azimuthal averaged unpolarized cross section (41), we obtain the analogue of Eq. (42),

$$A(z_1, z_2, \theta_2, \phi_1) = 1 + \frac{1}{\pi} \frac{z_1 z_2}{z_1^2 + z_2^2} \frac{\sin^2\theta_2}{1 + \cos^2\theta_2} \cos(2\phi_1) \frac{\sum_q e_q^2 \Delta^N D_{h_1/q^\uparrow}(z_1) \Delta^N D_{h_2/\bar{q}^\uparrow}(z_2)}{\sum_q e_q^2 D_{h_1/q}(z_1) D_{h_2/\bar{q}}(z_2)}, \quad (60)$$

in agreement with Ref. [22] taking into account the different notations, Eqs. (6) and (51).

Finally, Eq. (43) becomes in this configuration

$$R \simeq 1 + \cos(2\phi_1) A_0(z_1, z_2), \quad (61)$$

with

$$A_0(z_1, z_2) = \frac{1}{\pi} \frac{z_1 z_2}{z_1^2 + z_2^2} \frac{\langle \sin^2\theta_2 \rangle}{\langle 1 + \cos^2\theta_2 \rangle} (P_U - P_L), \quad (62)$$

where P_U and P_L are the same as defined in Eqs. (49) and (50).

IV. TRANSVERSITY AND COLLINS FUNCTIONS FROM A GLOBAL FIT

We can now pursue our strategy of gathering simultaneous information on the transversity distribution function $\Delta_T q(x, k_{\perp})$ and the Collins fragmentation function $\Delta^N D_{h/q^\uparrow}(z, p_{\perp})$. To such a purpose we perform a global best fit analysis of experimental data involving these functions, namely the data from the SIDIS measurements by the HERMES [7] and COMPASS [8] Collaborations, and the data from $e^+e^- \rightarrow h_1 h_2 X$ unpolarized processes by the BELLE Collaboration [6].

$\Delta_T q(x, k_{\perp})$ and $\Delta^N D_{h/q^\uparrow}(z, p_{\perp})$ are parameterized as shown in Eqs. (13)–(17). Considering the scarcity of data, in order to minimize the number of parameters, we assume flavor independent values of α and β and, similarly, we assume that γ and δ are the same for favored and unfavored Collins fragmentation functions, Eqs. (47) and (48); we then remain with a total number of 9 parameters. Their values, as determined through our global best fit are shown in Table I, together with the errors estimated by MINUIT.

Our best fits of the experimental data from HERMES, COMPASS and BELLE are shown in Figs. 4, 5 and 6 respectively. The central curves correspond to the central values of the parameters in Table I, while the shaded areas

Transversity distribution function	$N_u^T = 0.35 \pm 0.07$ $\alpha = 1.21 \pm 0.84$ $\langle k_\perp^2 \rangle = 0.25 \text{ GeV}^2$	$N_d^T = -0.45 \pm 0.22$ $\beta = 4.69 \pm 5.70$ $\langle k_\perp^2 \rangle_T = 0.25 \text{ GeV}^2$
Collins fragmentation function	$N_{fav}^C = -0.41 \pm 0.91$ $\gamma = 1.04 \pm 0.38$ $\langle p_\perp^2 \rangle = 0.2 \text{ GeV}^2$	$N_{unf}^C = 1.00 \pm 0.96$ $\delta = 0.13 \pm 0.25$ $M^2 = 0.71 \pm 0.65 \text{ GeV}^2$
	$\chi^2/\text{d.o.f.} = 0.81$	

TABLE I: Best values of the free parameters for the u and d transversity distribution functions and for the favored and unfavored Collins fragmentation functions, Eqs. (13)-(17). Notice that the errors generated by MINUIT are strongly correlated, and should not be taken at face value. The significant fluctuations in our results are shown by the shaded areas in Figs. 4, 5 and 6, as explained in the text. The values of $\langle k_\perp^2 \rangle = \langle k_\perp^2 \rangle_T$ and $\langle p_\perp^2 \rangle$ are fixed, according to Eq. (12).

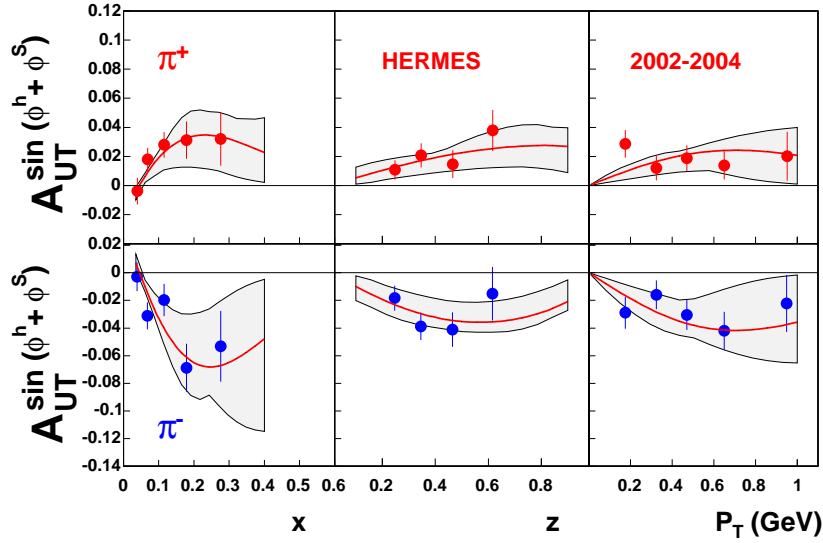


FIG. 4: HERMES experimental data [7] on the azimuthal asymmetry $A_{UT}^{\sin(\phi_S + \phi_h)}$ for π^\pm production are compared to the curves obtained from Eq. (20) with the parameterizations of Eqs. (13)-(17), and the parameter values, determined through our global best fit, given in Table I. The shaded area corresponds to the theoretical uncertainty on the parameters, as explained in the text.

correspond to one-sigma deviation at 90% CL and are calculated using the errors and the parameter correlation matrix generated by MINUIT, minimizing and maximizing the function under consideration, in a 9-dimensional parameter space hyper-volume corresponding to one-sigma deviation. The transversity distribution functions $\Delta_T u(x, k_\perp)$ and $\Delta_T d(x, k_\perp)$ as resulting from our best fit – Eqs. (13)–(17) and Table I – are plotted as a function of x and k_\perp in Fig. 7; for comparison, the Soffer bound of Eq. (19) is also shown, as a bold line. The solid central line corresponds to the central values in Table I and the shaded area corresponds to the uncertainty in the parameter values, as explained above.

Similarly, the resulting Collins functions $\Delta^N D_{\text{fav}}(z, p_\perp)$ and $\Delta^N D_{\text{unf}}(z, p_\perp)$ are plotted as a function of z and p_\perp in Fig. 8; for comparison, we also show the Collins functions from Refs. [22] and [23], respectively as dashed and dotted lines, and the corresponding positivity bound (19).

A few comments are in order.

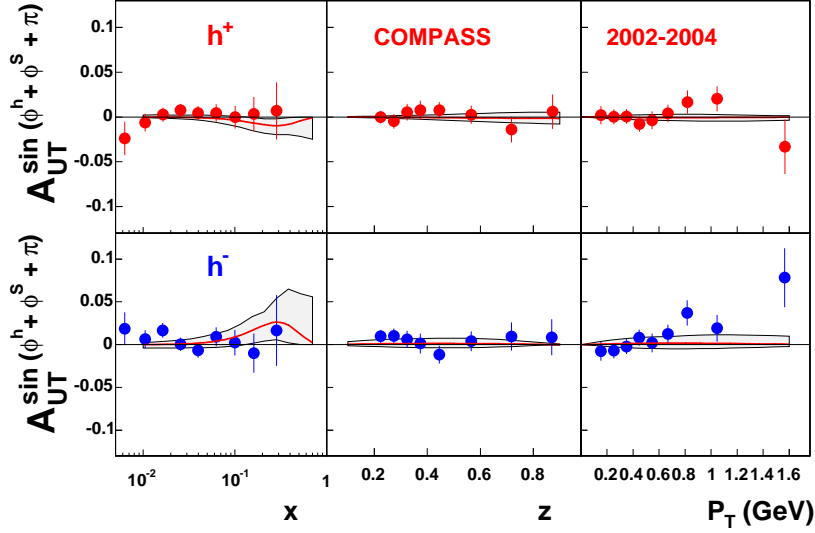


FIG. 5: The measurements of $A_{UT}^{\sin(\phi_h + \phi_s + \pi)}$, for the production of positively and negatively charged hadrons, from the COMPASS experiment operating on a deuterium target [8] are compared to the curves obtained from Eq. (20) with the parameterizations of Eqs. (13)-(17), and the parameter values, determined through our global best fit, given in Table I. The shaded area corresponds to the theoretical uncertainty on the parameters, as explained in the text. Notice the extra π phase in addition to $\phi_h + \phi_s$ in the figure label, to keep into account the different choice of the Collins angle, with respect to Trento [12] and HERMES conventions, adopted by COMPASS Collaboration.

- In Fig. 7 we show the extracted transversity distribution for u and d quarks. The x dependence is based on the simple parameterization assumed in Eqs. (13) and (15), which contain N_q^T , α and β as free parameters; our result represents the first extraction ever of the transversity distributions $h_{1u}(x)$ and $h_{1d}(x)$.

The k_\perp dependence has been assumed to be the same as for the unpolarized distributions. The flavor dependence is contained in the coefficients N_q^T and in the proportionality of $\Delta_T q(x)$ to $[q(x) + \Delta q(x)]/2 = q_+^+(x)$, the density number of quarks with positive helicity inside a positive helicity proton.

Our results show that the transversity distribution is positive for u quarks and negative for d quarks; the magnitude of $\Delta_T u$ is larger than that of $\Delta_T d$, while they are both significantly smaller than the corresponding Soffer bound.

- The shaded regions in Fig. 7 show that both $\Delta_T u(x, k_\perp)$ and $\Delta_T d(x, k_\perp)$ are, considering the limited amount of data, already rather well determined. It is worth noticing that while the HERMES data alone tightly constrain only the transversity distribution of u quarks, the COMPASS data, obtained off a deuteron target, allow to constrain the transversity distribution functions of both u and d quarks. For example, fitting only HERMES and BELLE data, ignoring the COMPASS results, would lead to a poor $\chi^2/d.o.f. \simeq 1.5$; moreover, the resulting functions would give a bad description of the x dependence of $A_{UT}^{\sin(\phi_h + \phi_s)}$, as measured by COMPASS. Thus, although their measured azimuthal asymmetry is very small, the inclusion of COMPASS data is crucial for a significant extraction of the transversity distributions. Different fitting procedures were earlier attempted, for example by fixing $\Delta_T q = \Delta q$ or $\Delta_T q = q_+^+$ [24]: they lead to a slightly worse description of BELLE data.
- The extracted Collins functions are shown in Fig. 8; they agree with similar extractions previously obtained in the literature [22, 23]. The shaded areas indicate well constrained Collins functions for u and d quarks in the large (valence) z region, much smaller than their corresponding positivity bound.
- We note once more that, in analyzing SIDIS data, we have neglected the contributions of the sea quarks and antiquarks (assuming the corresponding transversity distributions in a proton to vanish), taking into account only u and d flavors. In analyzing BELLE data and introducing the favored and unfavored Collins fragmentation functions, we have considered the contributions of u, d and s quarks, all abundantly produced in the e^+e^- annihilation at $\sqrt{s} \simeq 10$ GeV.

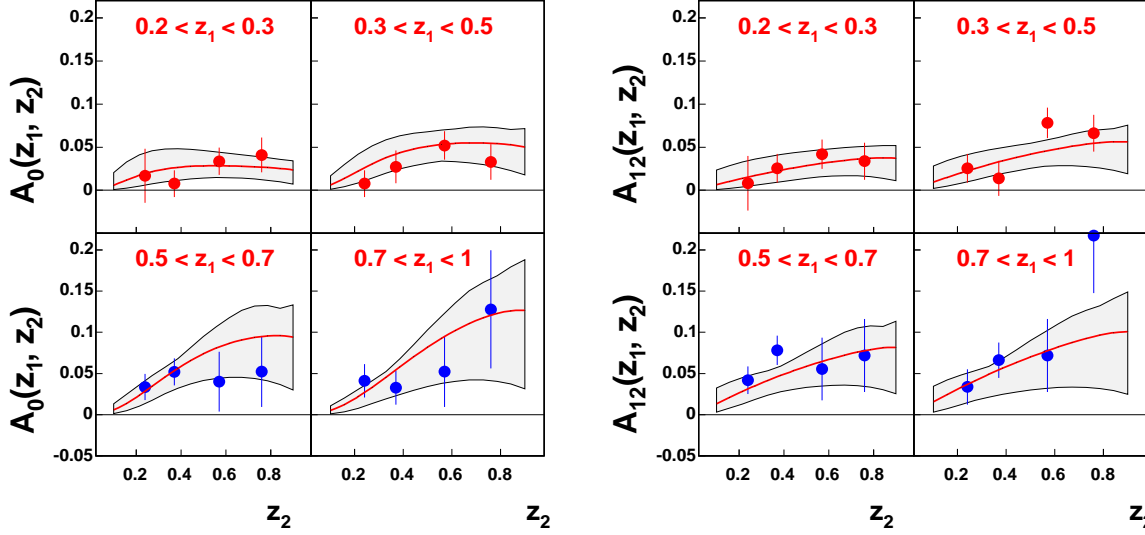


FIG. 6: The experimental data on two different azimuthal correlations in unpolarized $e^+e^- \rightarrow h_1 h_2 X$ processes, as measured by BELLE Collaboration [6], are compared to the curves obtained from Eqs. (46) and (62) with the parameterizations of Eqs. (14), (16) and (17), and the parameter values, determined through our global best fit, given in Table I. The shaded area corresponds to the theoretical uncertainty on the parameters, as explained in the text.

The partonic distribution and fragmentation functions are taken from Refs. [15, 16] and [17]. The QCD evolution is taken into account in the unpolarized distributions, in the unpolarized fragmentation functions and, following Ref. [25], for the transversity distributions.

Finally, we explicitly list, for clarity and completeness, the kinematical cuts we have imposed in numerical integrations, according to the setup of the HERMES experiment:

$$\begin{aligned} 0.2 \leq z_h \leq 0.7 & \quad 0.023 \leq x_B \leq 0.4 & \quad 0.1 \leq y \leq 0.85 \\ Q^2 \geq 1 \text{ GeV}^2 & \quad W^2 \geq 10 \text{ GeV}^2 & \quad 2 \leq E_h \leq 15 \text{ GeV} , \end{aligned} \quad (63)$$

the COMPASS experiment:

$$\begin{aligned} 0.2 \leq z_h \leq 1 & \quad 0.1 \leq y \leq 0.9 & \quad Q^2 \geq 1 \text{ GeV}^2 \\ W^2 \geq 25 \text{ GeV}^2 & \quad E_h \leq 15 \text{ GeV} , \end{aligned} \quad (64)$$

and the BELLE experiment

$$-0.6 \leq \cos \theta_{\text{lab}} \leq 0.9 \quad Q_T \leq 3.5 \text{ GeV} , \quad (65)$$

where θ_{lab} is the polar production angle in the laboratory frame (related to the scattering angles θ and θ_2 used in this paper) and Q_T is the transverse momentum of the virtual photon from the e^+e^- annihilation in the rest frame of the hadron pair [21].

V. PREDICTIONS FOR ONGOING AND FUTURE EXPERIMENTS

We can now use the transversity distributions and the Collins functions we have obtained from fitting the available HERMES, COMPASS and BELLE data to give predictions for new measurements planned by COMPASS and JLab Collaborations.

The transverse single spin asymmetry $A_{UT}^{\sin(\phi_h + \phi_S)}$ will be measured by the COMPASS experiment operating with a polarized hydrogen target (rather than a deuterium one). In Fig. 9 we show our predictions, obtained by adopting the same experimental cuts which were used for the deuterium target, see Eq. (64). Notice that this asymmetry is found to be sizeable, up to 5% in size.

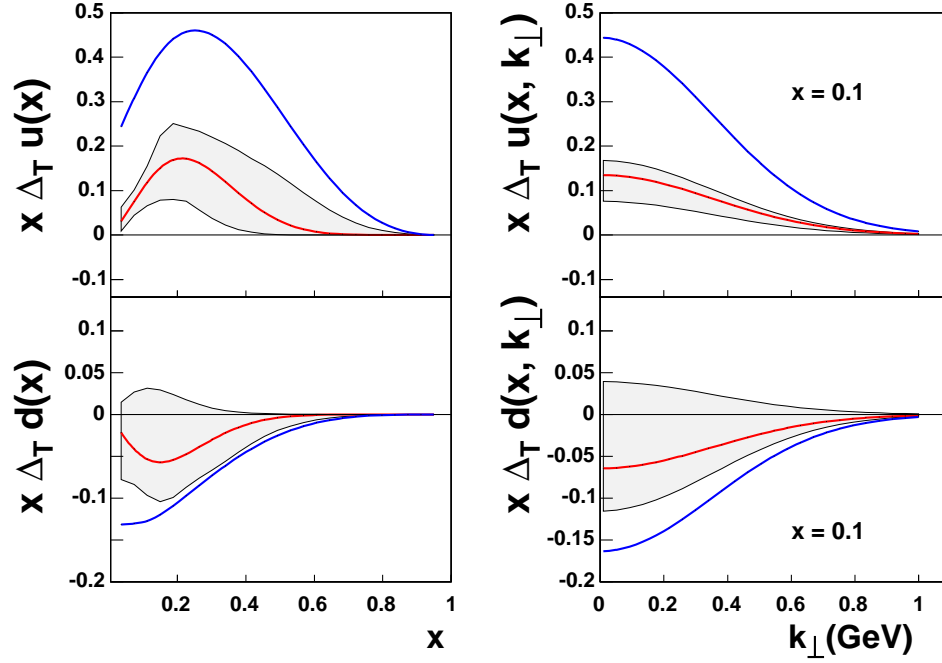


FIG. 7: The transversity distribution functions for u and d quarks as determined through our global best fit. In the left panel, $x \Delta_T u(x)$ (upper plot) and $x \Delta_T d(x)$ (lower plot), see Eq. (5), are shown as functions of x . The Soffer bound [18] is also shown for comparison (bold blue line). In the right panel we present the unintegrated transversity distributions, $x \Delta_T u(x, k_\perp)$ (upper plot) and $x \Delta_T d(x, k_\perp)$ (lower plot), as defined in Eq. (13), as functions of k_\perp at a fixed value of x . Notice that this k_\perp dependence is not obtained from the fit, but it has been chosen to be the same as that of the unpolarized distribution functions: we plot it in order to show its uncertainty (shaded area), due to the uncertainty in the determination of the free parameters.

The JLab experiments will measure $A_{uT}^{\sin(\phi_h + \phi_S)}$ for pion production off transversely polarized proton and neutron targets, at incident beam energies of either 6 or 12 GeV. The kinematical region spanned by these experiments is very interesting, as it will enable to explore the behavior of the transversity distribution function at large values of x , up to $x \sim 0.6$. The adopted experimental cuts for JLab operating on a proton target at 6 GeV are the following

$$\begin{aligned} 0.4 \leq z_h \leq 0.7 & & 0.02 \leq P_T \leq 1 \text{ GeV} & & 0.1 \leq x_B \leq 0.6 \\ 0.4 \leq y \leq 0.85 & & Q^2 \geq 1 \text{ GeV}^2 & & \\ W^2 \geq 4 \text{ GeV}^2 & & 1 \leq E_h \leq 4 \text{ GeV} , & & \end{aligned} \quad (66)$$

whereas for a beam energy of 12 GeV they are

$$\begin{aligned} 0.4 \leq z_h \leq 0.7 , & & 0.02 \leq P_T \leq 1.4 \text{ GeV} & & 0.05 \leq x_B \leq 0.7 \\ 0.2 \leq y \leq 0.85 & & Q^2 \geq 1 \text{ GeV}^2 & & \\ W^2 \geq 4 \text{ GeV}^2 & & 1 \leq E_h \leq 7 \text{ GeV} . & & \end{aligned} \quad (67)$$

For a neutron target at 6 GeV the cuts read:

$$\begin{aligned} 0.46 \leq z_h \leq 0.59 & & 0.13 \leq x_B \leq 0.40 & & 0.68 \leq y \leq 0.86 \\ 1.3 \leq Q^2 \leq 3.1 \text{ GeV}^2 & & 5.4 \leq W^2 \leq 9.3 \text{ GeV}^2 & & 2.385 \leq E_h \leq 2.404 \text{ GeV} , \end{aligned} \quad (68)$$

whereas for an incident beam energy of 12 GeV they are:

$$\begin{aligned} 0.3 \leq z_h \leq 0.7 & & 0.05 \leq x_B \leq 0.55 & & 0.34 \leq y \leq 0.9 \\ Q^2 \geq 1 \text{ GeV}^2 & & W^2 \geq 2.3 \text{ GeV}^2 . & & \end{aligned} \quad (69)$$

Our corresponding predictions, according to Eq. (20) and our extracted transversity and Collins functions, are shown in Figs. 10 and 11.

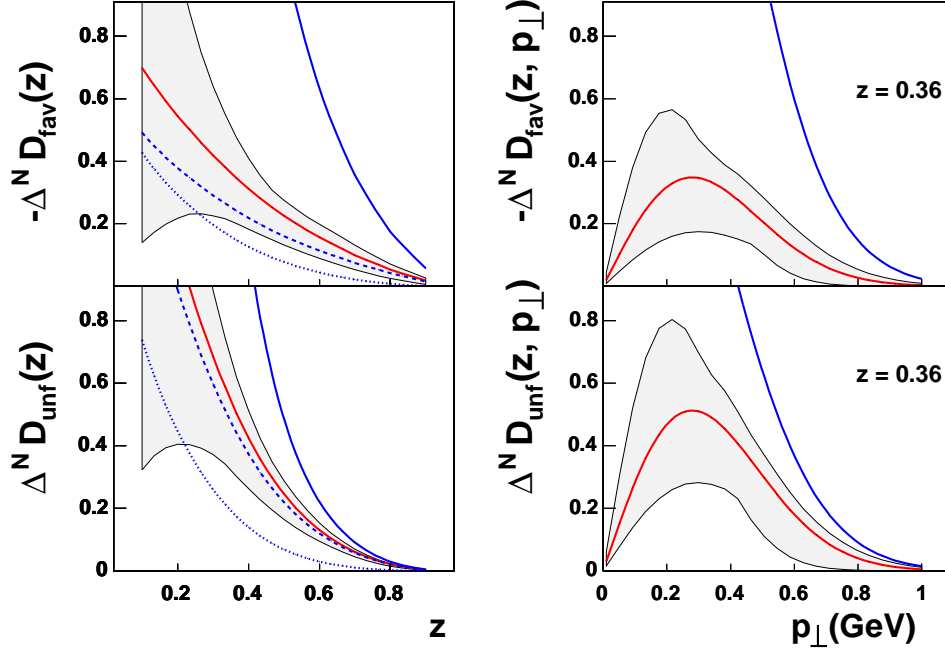


FIG. 8: Favored and unfavored Collins fragmentation functions as determined through our global best fit. In the left panel we show the z dependence of the p_{\perp} integrated Collins functions defined in Eq. (40) and compare it to the results of Refs. [22] (dashed line) and [23] (dotted line). In the right panel we show the p_{\perp} dependence of the Collins functions defined in Eq. (14), at a fixed value of z . In all cases we also show the positivity bound (19) (upper lines).

It is important to stress that, as the large x region is not covered by the HERMES and COMPASS experiments, our predictions for the x dependence of $A_{UT}^{\sin(\phi_h + \phi_s)}$ are very sensitive to the few available data points from HERMES and COMPASS at moderately large x values. As a consequence, the predictions for the JLab experiments may vary drastically in the region $0.4 \leq x_B \leq 0.6$, as indicated by the large shaded area in Figs. 10 and 11. On the contrary, the results on the P_T and z_h dependences are more stable, as they only depend on the transversity distribution function integrated over x .

Finally, we compute the azimuthal asymmetry $A_{UT}^{\sin(\phi_h + \phi_s)}$ for the production of K mesons and compare it with existing HERMES results [7]. These data have not been included in our best fit, as they might involve the transversity distribution of strange quarks in the nucleon, which we have neglected for SIDIS data on π production. We show our results in Fig. 12, obtained using the extracted u and d transversity distributions. Again, we have used favored ($\Delta^N D_{K^+/u\uparrow}$) and unfavored ($\Delta^N D_{K^-/u\uparrow}$, $\Delta^N D_{K^{\pm}/d\uparrow}$) Collins functions, as in Eqs. (14), (16) and (17). For these we have used the same parameters N_q^C , γ , δ and M of Table I, with the appropriate unpolarized fragmentation functions $D_{K^{\pm}/q}$ [17].

We notice that our computations are in fair agreement with data concerning the K^+ production, which is presumably dominated by u quarks; instead, there seem to be discrepancies for the K^- asymmetry, for which the role of s quarks might be relevant. New data on the azimuthal asymmetry for K production, possible from COMPASS and JLab experiments, might be very helpful in sorting out the eventual importance of the s quark transversity distribution in a nucleon.

VI. COMMENTS AND CONCLUSIONS

We have performed a combined analysis of all experimental data on spin azimuthal asymmetries which involve the transversity distributions of u and d quarks and the Collins fragmentation functions, classified as favored (when the fragmenting quark is a valence quark for the final hadron) and unfavored (when the fragmenting quark is not a valence quark for the final hadron). We have fixed the total number of 9 parameters by best fitting the HERMES, COMPASS and BELLE data.

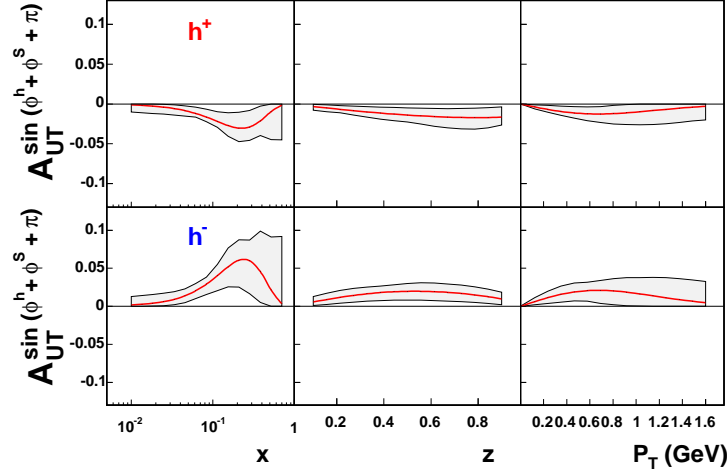


FIG. 9: Predictions for the single spin asymmetry $A_{UT}^{\sin(\phi_h + \phi_S)}$ as it will be measured by the COMPASS experiment operating with a transversely polarized hydrogen target. For the extra π phase in the figure label see the caption of Fig. 5.

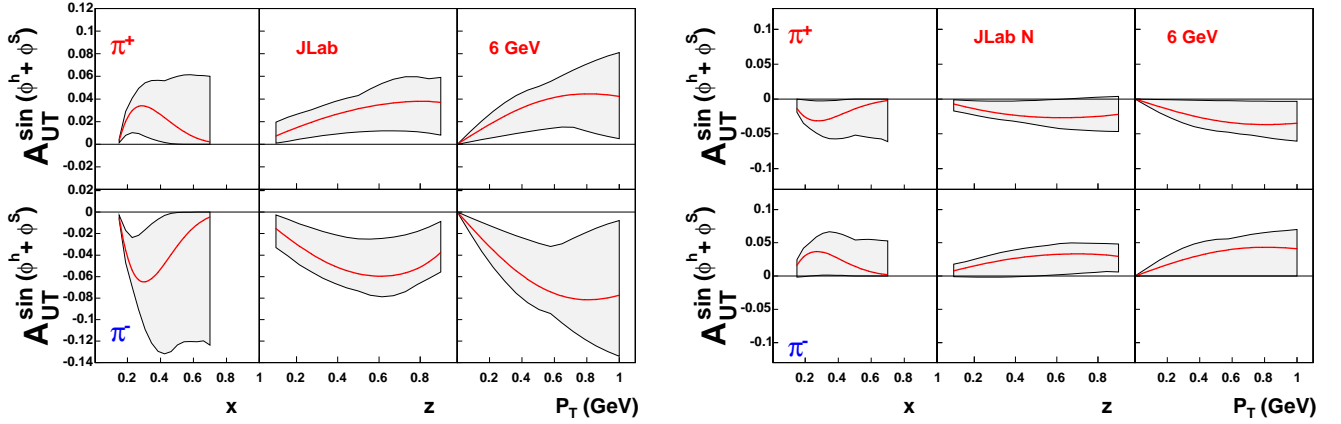


FIG. 10: Predictions for the single spin asymmetry $A_{UT}^{\sin(\phi_h + \phi_S)}$ as it will be measured at JLab operating on polarized hydrogen (proton, left plot) and He^3 (neutron, right plot) targets at a beam energy of 6 GeV.

All data can be accurately described, leading to the extraction of the favored and unfavored Collins functions, in agreement with similar results previously obtained in the literature [22, 23]. In addition, we have obtained, *for the first time*, an extraction of the so far unknown transversity distributions for u and d quarks, $h_{1u}(x)$ and $h_{1d}(x)$. They turn out to be opposite in sign, with $|h_{1d}(x)|$ smaller than $|h_{1u}(x)|$, and both smaller than their Soffer bound [18].

The knowledge of the transversity distributions and the Collins fragmentation functions allows to compute the azimuthal asymmetry $A_{UT}^{\sin(\phi_h + \phi_S)}$ for any SIDIS process; we have then presented several predictions for incoming measurements from COMPASS and JLab experiments. They will provide further important tests of our complete understanding of the partonic properties which are at the origin of SSA. Data on K production will help in disentangling the role of s quarks.

Further expected data from BELLE will allow to study in detail not only the z dependence of the Collins functions, but also their p_\perp dependence. The combination of data from SIDIS and $e^+e^- \rightarrow h_1 h_2 X$ processes opens the way to a new phenomenological approach to the study of the nucleon structure and of fundamental QCD properties, to be further pursued.

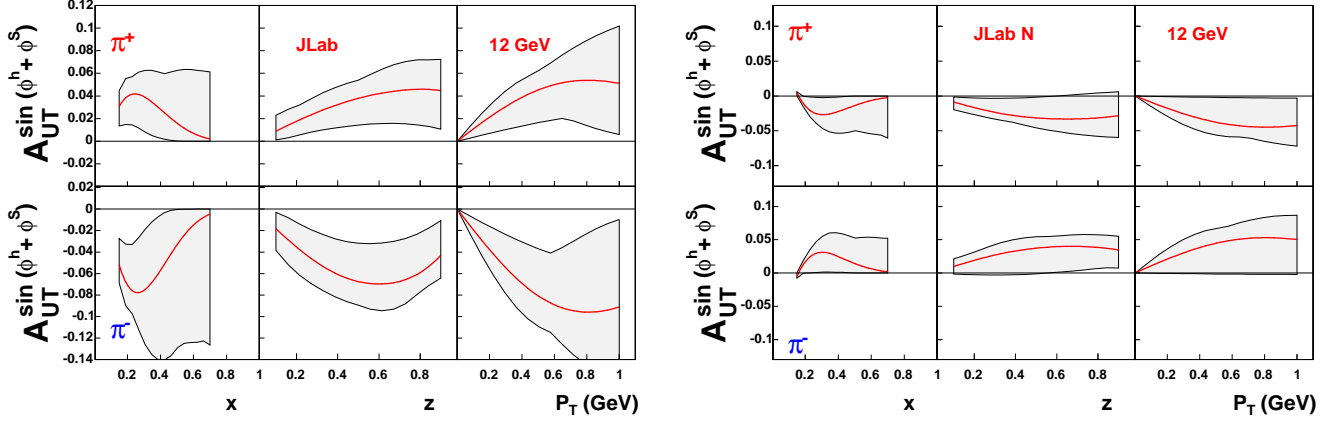


FIG. 11: Predictions for the single spin asymmetry $A_{UT}^{\sin(\phi_h+\phi_s)}$ as it will be measured at JLab operating on polarized hydrogen (proton, left plot) and He^3 (neutron, right plot) targets at a beam energy of 12 GeV.

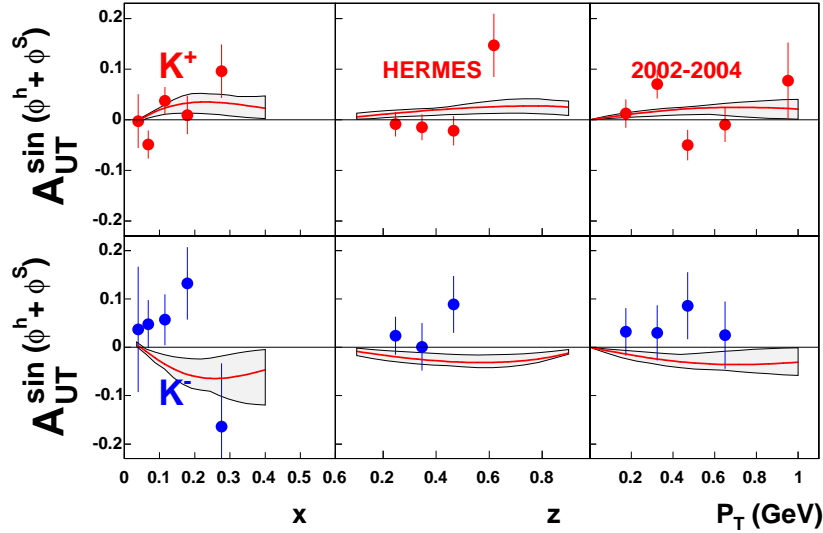


FIG. 12: Our results, based on the extracted transversity and Collins functions, for the azimuthal asymmetry $A_{UT}^{\sin(\phi_h+\phi_s)}$ for K^\pm production, compared with the HERMES experimental data [7].

Acknowledgments

We are grateful to Werner Vogelsang for supplying us with the numerical program for the QCD evolution of the transversity distributions.

-
- [1] V. Barone, A. Drago, and P. G. Ratcliffe, Phys. Rept. **359**, 1 (2002), hep-ph/0104283.
 - [2] PAX, V. Barone *et al.*, (2005), hep-ex/0505054.
 - [3] M. Anselmino, V. Barone, A. Drago, and N. N. Nikolaev, Phys. Lett. **B594**, 97 (2004), hep-ph/0403114.
 - [4] A. V. Efremov, K. Goeke, and P. Schweitzer, Eur. Phys. J. **C35**, 207 (2004), hep-ph/0403124.
 - [5] J. C. Collins, Nucl. Phys. **B396**, 161 (1993).
 - [6] BELLE, K. Abe *et al.*, Phys. Rev. Lett. **96**, 232002 (2006).

- [7] HERMES, A. Airapetian *et al.*, Phys. Rev. Lett. **94**, 012002 (2005).
- [8] COMPASS, E. S. Ageev *et al.*, (2006), hep-ex/0610068.
- [9] M. Anselmino *et al.*, Phys. Rev. **D71**, 074006 (2005), hep-ph/0501196.
- [10] X.-d. Ji, J.-P. Ma, and F. Yuan, Phys. Lett. **B597**, 299 (2004), hep-ph/0405085.
- [11] X.-d. Ji, J.-p. Ma, and F. Yuan, Phys. Rev. **D71**, 034005 (2005), hep-ph/0404183.
- [12] A. Bacchetta, U. D'Alesio, M. Diehl, and C. A. Miller, Phys. Rev. **D70**, 117504 (2004), hep-ph/0410050.
- [13] M. Anselmino, M. Boglione, U. D'Alesio, F. Murgia, and A. Prokudin, in preparation (2007).
- [14] M. Anselmino *et al.*, Phys. Rev. **D73**, 014020 (2006), hep-ph/0509035.
- [15] M. Gluck, E. Reya, and A. Vogt, Eur. Phys. J. **C5**, 461 (1998), hep-ph/9806404.
- [16] M. Gluck, E. Reya, M. Stratmann, and W. Vogelsang, Phys. Rev. **D63**, 094005 (2001), hep-ph/0011215.
- [17] S. Kretzer, Phys. Rev. **D62**, 054001 (2000).
- [18] J. Soffer, Phys. Rev. Lett. **74**, 1292 (1995).
- [19] A. Kotzinian, Nucl. Phys. **B441**, 234 (1995), hep-ph/9412283.
- [20] P. J. Mulders and R. D. Tangerman, Nucl. Phys. **B461**, 197 (1996).
- [21] D. Boer, R. Jakob, and P. J. Mulders, Nucl. Phys. **B504**, 345 (1997).
- [22] A. V. Efremov, K. Goeke, and P. Schweitzer, Phys. Rev. **D73**, 094025 (2006).
- [23] W. Vogelsang and F. Yuan, Phys. Rev. **D72**, 054028 (2005).
- [24] A. Prokudin and C. Turk, (2006), hep-ph/0612087.
- [25] O. Martin, A. Schafer, M. Stratmann, and W. Vogelsang, Phys. Rev. **D57**, 3084 (1998).