

The single t-quark productions via the flavor-changing processes in the topcolor-assisted technicolor model at the hadron colliders

Wenna Xu^{a,b}, Xuelei Wang^{b,a*}, Zhenjun Xiao^{a †}

a: Department of Physics and Institute of Theoretical Physics,
Nanjing Normal University, Nanjing, Jiangsu 210097. P.R.China

b: College of Physics and Information Engineering,
Henan Normal University, Xinxiang, Henan 453007. P.R.China

July 18, 2018

Abstract

In the framework of topcolor-assisted technicolor(TC2) model, there exist tree-level flavor-changing (FC) couplings which can result in the loop-level FC coupling tcg . Such tcg coupling can contribute significant clues at the forthcoming Large Hadron Collider (LHC) experiments. In this paper, based on the TC2 model, we study some single t-quark production processes involving tcg coupling at the Tevatron and LHC: $pp(p\bar{p}) \rightarrow t\bar{q}(q = u, d, s), tg$. We calculate the cross sections of these processes. The results show that the cross sections at the Tevatron are too small to observe the signal, but at the LHC it can reach a few pb. With the high luminosity, the LHC has considerable capability to find the single t-quark signal produced via some FC processes involving coupling tcg . On the other hand, these processes can also provide some valuable information of the coupling tcg with detailed study of the processes and furthermore provide the reliable evidence to test the TC2 model.

PACS number(s): 12.60.Nz, 14.80.Mz, 12.15.LK, 14.65.Ha

*Email Address: wangxuelei@sina.com

†Email Address: xiaozhenjun@njnu.edu.cn

1 Introduction

Due to the presence of the complex fundamental Higgs scalar in the standard model(SM), the $SU(2)_L \otimes U(1)_Y$ local gauge symmetry is spontaneously broken to $U(1)_{em}$, but the presence of the Higgs scalar also leads to the triviality and the gauge hierarchy problems. The mechanism of electroweak symmetry breaking(EWSB) is still unclear and the problem of large t-quark mass has not been solved yet. So many people believe that the SM is just an effective theory, and there might be new physics beyond the SM. A lot of works have been done on seeking new physics, and many new physics models have been put forward.

On the experimental aspect, the search for the Higgs boson continues at the upgraded $p\bar{p}$ collider Tevatron which is now engaged in RUN II, and followed in the near future by the pp collider LHC with the c.m. energy of 14 TeV. On the other hand, since the Higgs boson predicted in the SM has not been found and the EWSB mechanism is unclear, the other primary goal of such hadron colliders is to probe the hint of the new physics beyond the SM. The Tevatron II has the significant potential to discover a light Higgs boson with mass up to 130 GeV[1] in the SM or the minimal supersymmetric standard model (MSSM). However, it will have very little capability to determine the underlying model that governs the EWSB if a Higgs boson or Higgs-like candidate is observed. The LHC will have a considerable capability to discover and measure almost all the quantum properties of a SM Higgs boson with any mass or several of the MSSM Higgs bosons over the entire MSSM parameter space[2]. Furthermore, the LHC also has the capability to detect the signal of the new heavy Higgs-like particles in the new physics models related to the EWSB, such as the top-pions in the TC2 model. Therefore, the LHC will open a unique window to test the SM or the new physics models, furthermore, explore the EWSB.

To completely avoid the problems of triviality and hierarchy arising from the elementary Higgs field in the SM, people have proposed various kinds of dynamical EWSB models. The technicolor(TC) model is introduced by Weinberg and Susskind[3] and such model offers a new insight into possible mechanisms of the EWSB. As late as 1990s, people arrived at a viable model in which topcolor is introduced and t-quark acquires a dynamical mass through the topcolor interaction. Such model is called topcolor-assisted technicolor(TC2) model[4].

The TC2 model offers a new possible EWSB mechanism and successfully solves the problems of triviality and gauge hierarchy. It is consistent with the experimental limits and predicts the rich phenomenologies that may be accessible to the colliders. In this model, the EWSB is mainly driven by the technicolor interaction. The extended technicolor(ETC) gives contributions to the masses of ordinary quarks and leptons, and it also gives a very small portion of t-quark mass

$\varepsilon m_t (0.03 \leq \varepsilon \leq 0.1)$ [4]. The topcolor interaction gives the main part of t-quark mass $(1 - \varepsilon)m_t$, and makes a small contribution to the EWSB. The TC2 model predicts some new particles at several hundred GeV scale: three top-pions (Π_t^\pm, Π_t^0) and a top-higgs boson (h_t). These particles are regarded as the typical feature of the TC2 model. Another feature of the TC2 model is that the topcolor interaction is non-universal, i.e., topcolor treats the third family differently from the first and second families. So, the GIM symmetry is violated which results in the tree-level FC couplings when one writes the interactions in the quark mass eigen-basis[5]. Such FC feature also exists in other new physics models(such as the MSSM or the two-Higgs-doublet model (2HDM)).

The SM does not contain the tree-level flavor-changing neutral currents(FCNC), though it can occur at higher order through radiative corrections. Because of the loop suppression, these SM FCNC effects are hardly to be observed, and so large FCNC provides a unique window into the new physics. On the other hand, since the discovery of t-quark at the Tevatron [6], there have been considerable interests in exploring the properties of t-quark. Its unusually large mass close to the EWSB scale also makes it a good candidate for probing the new physics. So, people pay much attention to the processes involving t-quark and the FC couplings, and a lot of studies about the t-quark rare decay [7, 8, 9, 10] and single t-quark production processes involving the FC couplings [5, 11, 12, 13, 14, 15] have been done in recent years.

In this paper, we systematically study some single t-quark production processes involving one loop-level FC coupling tcg , i.e., $c\bar{q} \rightarrow t\bar{q}(q = u, d, s), cg \rightarrow tg$. Some important FC single t-quark production processes, such as $gg(q\bar{q}) \rightarrow t\bar{c}$ process, have been studied in the references [12] in the framework of the TC2 model, the results show that the significant contributions of the FC couplings in the TC2 model make this single t-quark production process detectable, which opens an ideal window to test the TC2 model. Our study in this paper can provide some useful compensatory information about FC couplings in the TC2 model and give the valuable theoretical suggestion to probe the TC2 model at hadron collider experiments.

The rest parts of this paper are organized as follows. In section two and section three, we present our detailed calculation and numerical results of the cross sections for the $t\bar{q}, tg$ productions, respectively. The discussions and conclusions are given in the final section.

2 The $t\bar{q}$ productions

As it is known, the topcolor interaction is non-universal which can result in the significant tree-level FC couplings of the top-pions and top-higgs to the quarks when one writes the interaction in the quark mass eigen-basis. The couplings of the top-pions and top-higgs to the

quarks can be written as [5]

$$\begin{aligned}\mathcal{L} = & \frac{m_t}{v_w} \tan \beta [iK_{UR}^{tt}K_{UL}^{tt*}\bar{t}_L t_R \Pi_t^0 + \sqrt{2}K_{UR}^{tt*}K_{DL}^{bb}\bar{t}_R b_L \Pi_t^+ \\ & + iK_{UR}^{tc}K_{UL}^{tt*}\bar{t}_L c_R \Pi_t^0 + \sqrt{2}K_{UR}^{tc*}K_{DL}^{bb}\bar{c}_R b_L \Pi_t^+ \\ & + i\frac{m_b^*}{m_t}\bar{b}_L b_R \Pi_t^0 + K_{UR}^{tt}K_{UL}^{tt*}\bar{t}_L t_R h_t^0 + K_{UR}^{tc}K_{UL}^{tt*}\bar{t}_L c_R h_t^0 + h.c.].\end{aligned}\quad (1)$$

Where $\tan \beta = \sqrt{(v_w/v_t)^2 - 1}$, $v_t \approx 60 - 100$ GeV is the top-pion decay constant, $v_w = 246$ GeV is the EWSB scale, $K_{U,D}^{ij}$ are the matrix elements of the unitary matrix $K_{U,D}$, from which the Cabibbo-Kobayashi-Maskawa (CKM) matrix can be derived as $V = K_{UL}^{-1}K_{DL}$. Their values can be written as

$$K_{UL}^{tt} = K_{DL}^{bb} \approx 1, \quad K_{UR}^{tt} = 1 - \varepsilon, \quad K_{UR}^{tc} = \sqrt{2\varepsilon - \varepsilon^2}.$$

The mass m_b^* is a part of b-quark mass which is induced by the instanton, and it can be estimated as [4]

$$m_b^* = \frac{3\kappa m_t}{8\pi^2} \sim 6.6\kappa GeV,$$

where we generally expect $\kappa \sim 1$ to 10^{-1} as in QCD.

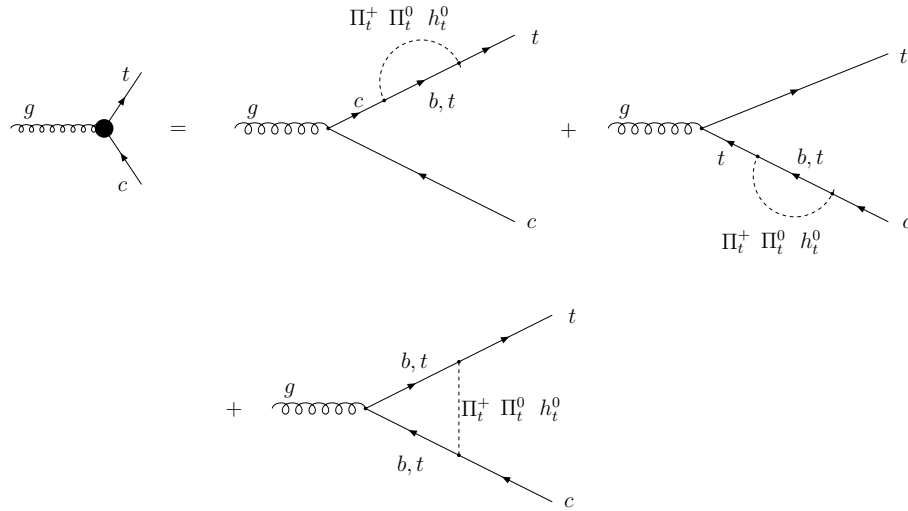


Figure 1: The Feynman diagrams of the one-loop FC coupling tcg .

As we can see above, in the TC2 model, there exist FC couplings $\Pi_t^0 t \bar{c}$, $\Pi_t^+ c \bar{b}$ and $h_t^0 t \bar{c}$ at tree-level. These tree level FC couplings can result in the loop-level FC coupling tcg as shown in

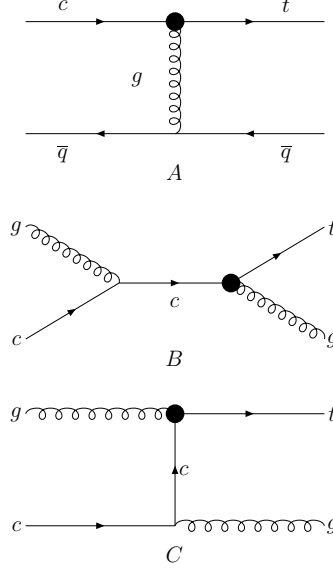


Figure 2: The Feynman diagrams of the single t-quark production processes involving the tcg coupling.

Fig.1. Such FC coupling tcg in the TC2 model would make the significant contribution to some processes. For example, it can enhance the SM branching ratios of the rare t-quark decay $t \rightarrow c\bar{q}$ by as much as 7 orders of magnitude [10]. Such FC coupling can also significantly enhance the cross section of $t\bar{c}$ production at the hadron colliders to make the $t\bar{c}$ signal observable [12]. With this FC coupling, single t-quark associated with a light quark q ($q=u,d,s$) can also be produced at the hadron colliders, i.e., $c\bar{q} \rightarrow t\bar{q}$, which will complement the information of tcg coupling. These processes can be realized via the t-channel $c - \bar{q}$ collision and the relative Feynman diagrams are given in Fig.2(A). By calculating the loop-level tcg coupling, we can easily write the production amplitudes of the processes. Each figure in Fig.1 actually contains the ultraviolet divergence. Because there is no corresponding tree-level tcg coupling to absorb these divergences, the divergences just cancel each other and the total result is finite as it should be. The tcg coupling can be expressed in terms of two-point and three-point standard functions. The production amplitudes of $c\bar{q} \rightarrow t\bar{q}$ can be written as

$$\begin{aligned}
M_A = & \frac{im_t^2 \tan^2 \beta}{16\pi^2 v_w^2} g_s^2 (1 - \varepsilon) \sqrt{2\varepsilon - \varepsilon^2} (T_{ij}^a T_{kl}^a) G(p_3 - p_1, 0) \\
& \cdot \{ \{ 2B_1(-p_3, m_b, M_{\Pi_t}) + B_1(-p_3, m_t, M_{\Pi_t}) + B_1(-p_3, m_t, M_{h_t}) \\
& + B_0(-p_3, m_t, M_{\Pi_t}) - B_0(-p_3, m_t, M_{h_t}) - B_0(-p_1, m_t, M_{\Pi_t}) + B_0(-p_1, m_t, M_{h_t}) \\
& + m_t^2 [2(C_{21} + C_{11}) + C'_{21} + C'_{11} + C_{21}^* + C_{11}^* - 2C_0^*] \\
& - 2m_b^2 C_0 + 4C_{24} + 2C'_{24} + 2C_{24}^* \} \cdot \bar{u}_t(p_3) \gamma^\mu R u_c(p_1) \bar{v}_q(p_2) \gamma_\mu v_q(p_4)
\end{aligned}$$

$$\begin{aligned}
& -2m_t [2(C_{21} + C_{11}) + C'_{21} + 2C'_{11} + C'_0 + C_{21}^* + C_0^*] \cdot \bar{u}_t(p_3) Ru_c(p_1) \bar{v}_q(p_2) \not{p}_3 v_q(p_4) \\
& + [2(C_{23} + C_{12}) + C'_{23} + C'_{12} + C_{23}^* + C_{12}^*] \cdot \bar{u}_t(p_3) \not{p}_1 \gamma^\mu \not{p}_3 Ru_c(p_1) \bar{v}_q(p_2) \gamma_\mu v_q(p_4) \\
& + 2m_t (C'_{12} - C_{12}^*) \bar{u}_t(p_3) Ru_c(p_1) \bar{v}_q(p_2) \not{p}_1 v_q(p_4) \}, \tag{2}
\end{aligned}$$

where $G(p, m) = 1/(p^2 - m^2)$ is the propagator of the particle, $R = (1 + \gamma_5)/2$. In production amplitude M_A , the three-point standard functions are defined as

$$C_{ij} = C_{ij}(-p_3, p_1, m_b, M_{\Pi_t}, m_b),$$

$$C'_{ij} = C'_{ij}(-p_3, p_1, m_t, M_{\Pi_t}, m_t),$$

$$C_{ij}^* = C_{ij}(-p_3, p_1, m_t, M_{h_t}, m_t).$$

Here, we have ignored the mass difference between the charged top-pion and the neutral top-pion.

Using above amplitudes, it is straightforward to calculate the cross sections $\hat{\sigma}^{t\bar{q}}(\hat{s})$ for the subprocess $c\bar{q} \rightarrow t\bar{q}$. The hadronic cross sections $\sigma^{t\bar{q}}(s)$ can be obtained by folding $\hat{\sigma}^{t\bar{q}}(\hat{s})$ with the parton distribution functions. In the calculation of the cross sections, instead of calculating the square of the production amplitudes analytically, we calculate the amplitudes numerically by using the method of Ref.[16]. This greatly simplifies our calculations.

To obtain the numerical results of the cross sections, we take $m_t = 174$ GeV, $m_b = 4.7$ GeV, $m_u = 2$ MeV, $m_d = 5$ MeV, $m_s = 95$ MeV[17], $v_w = 246$ GeV, $v_t = 60$ GeV. The strong coupling constant, $g_s = 2\sqrt{\pi\alpha_s}$, can be obtained from the one-loop evolution formula at the energy of the Tevatron and the LHC, respectively. There are three free parameters involved in the production amplitudes: the top-pion mass M_{Π_t} (We have ignored the mass difference between the neutral top-pion and charged top-pion), top-higgs mass M_{h_t} and parameter ε . In order to see the influence of these parameters on the cross sections, we take M_{Π_t} to vary in the range $150 \text{ GeV} \leq M_{\Pi_t} \leq 400$ GeV, $\varepsilon = 0.03, 0.06, 0.1$ and $M_{h_t} = 200, 400$ GeV, respectively. The numerical results of the cross sections are shown in Figs.3 and 4.

The Figs.3 and 4 show the plots of the hadronic cross sections of the $t\bar{q}$ production as a function of M_{Π_t} at the Tevatron and the LHC, with fixed $\varepsilon = 0.06$ and $M_{h_t} = 200, 400$ GeV, respectively. It is shown that the cross sections of all the processes are at the level of a few pb at the LHC, which are at least one order of magnitude larger than those at the Tevatron. On the other hand, we find that there exists the difference about the cross sections between the LHC and Tevatron. At the LHC, the cross section of the $t\bar{d}$ production is larger than that of the $t\bar{u}$ production, but at the Tevatron, the situation is inverse. The reason is that all the contributions arise from sea quarks at the LHC but the value \bar{u} -quark gives much more contribution at the Tevatron.

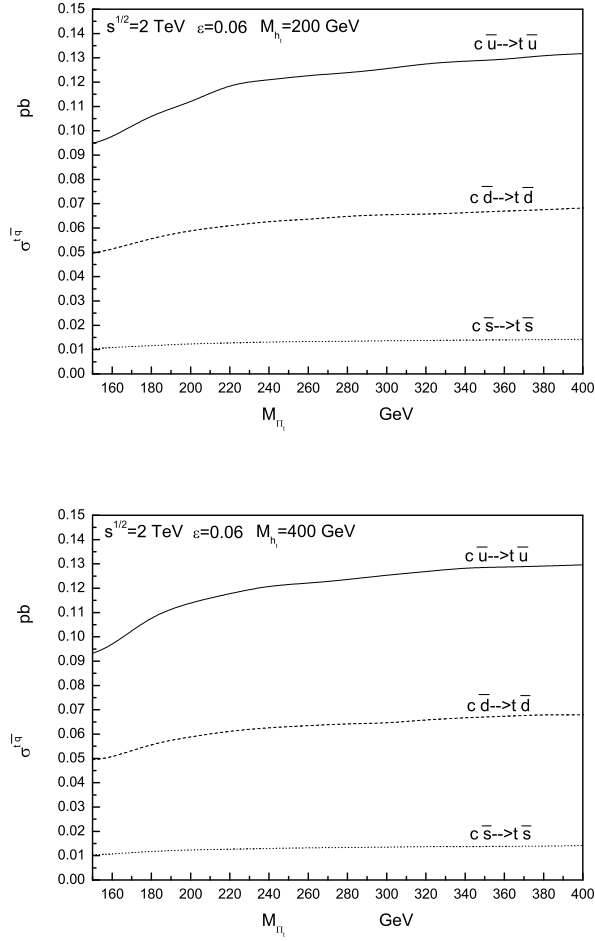


Figure 3: The hadronic cross sections of $t\bar{q}$ productions as a function of M_{Π_t} at the Tevatron, with $M_{h_t} = 200, 400$ GeV, respectively.

3 The tg production

With the one-loop FC coupling tcg , the tg production can be realized via charm-gluon collision as shown in Fig.2. The s-channel amplitude is

$$\begin{aligned}
M_B = & \frac{im_t^2 \tan^2 \beta}{16\pi^2 v_w^2} g_s^2 (1 - \varepsilon) \sqrt{2\varepsilon - \varepsilon^2} (T_{ij}^a T_{jk}^b) G(p_3 + p_4, m_c) \\
& \cdot \{ \{-2B_1(-p_3, m_b, M_{\Pi_t}) - B_1(-p_3, m_t, M_{\Pi_t}) - B_1(-p_3, m_t, M_{h_t}) \\
& \quad - B_0(-p_3, m_t, M_{\Pi_t}) + B_0(-p_3, m_t, M_{h_t}) \\
& \quad + B_0(-p_3 - p_4, m_t, M_{\Pi_t}) - B_0(-p_3 - p_4, m_t, M_{h_t}) \\
& \quad + 2m_b^2 C_0 - 4C_{24} - 2C'_{24} - 2C_{24}^* \}
\end{aligned}$$

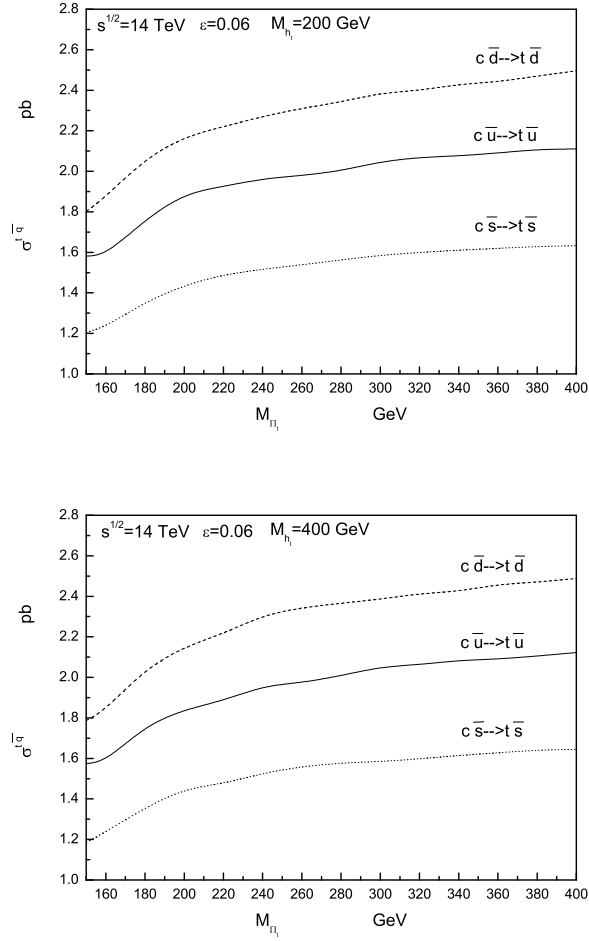


Figure 4: The hadronic cross sections of the $t\bar{q}$ productions as a function of M_{Π_t} at the LHC, with $M_{h_t} = 200, 400$ GeV, respectively.

$$\begin{aligned}
& -m_t^2(2C_{22} + C'_{22} - C'_0 + C_{22}^* - C_0^*) \} \\
& \quad \bar{u}_t(p_3)\not{\epsilon}^b(p_4)(\not{p}_3 + \not{p}_4)\not{\epsilon}^a(p_1)Ru_c(p_2) \\
& + 2m_t[p_3 \cdot e^b(p_4)](2C_{22} + C'_{22} + C'_{12} + C_{22}^* - C_{12}^*) \\
& \quad \bar{u}_t(p_3)(\not{p}_3 + \not{p}_4)\not{\epsilon}^a(p_1)Ru_c(p_2) \\
& + [2(C_{23} + C_{12}) + (C'_{22} + C'_{12}) + (C_{22}^* + C_{12}^*)] \\
& \quad \bar{u}_t(p_3)\not{p}_4\not{\epsilon}^b(p_4)\not{p}_3(\not{p}_3 + \not{p}_4)\not{\epsilon}^a(p_1)Ru_c(p_2) \\
& + m_t(2C_{23} + C'_{23} - C'_0 + C_{23}^* + C_0^*) \\
& \quad \bar{u}_t(p_3)\not{\epsilon}^b(p_4)\not{p}_4(\not{p}_3 + \not{p}_4)\not{\epsilon}^a(p_1)Ru_c(p_2)\} \tag{3}
\end{aligned}$$

In the amplitude M_B , the three-point standard functions are defined as

$$\begin{aligned} C_{ij} &= C_{ij}(-p_4, -p_3, m_b, m_b, M_{\Pi_t}), \\ C'_{ij} &= C_{ij}(-p_4, -p_3, m_t, m_t, M_{\Pi_t}), \\ C^*_{ij} &= C_{ij}(-p_4, -p_3, m_t, m_t, M_{h_t}). \end{aligned}$$

The t-channel amplitude is

$$\begin{aligned} M_C &= \frac{im_t^2 \tan^2 \beta}{16\pi^2 v_w^2} g_s^2 (1 - \varepsilon) \sqrt{2\varepsilon - \varepsilon^2} (T_{ij}^a T_{jk}^b) G(p_3 - p_1, m_c) \\ &\{ \{ -2B_1(-p_3, m_b, M_{\Pi_t}) - B_1(-p_3, m_t, M_{\Pi_t}) - B_1(-p_3, m_t, M_{h_t}) \\ &\quad - B_0(-p_3, m_t, M_{\Pi_t}) + B_0(-p_3, m_t, M_{h_t}) \\ &\quad + B_0(p_1 - p_3, m_t, M_{\Pi_t}) - B_0(p_1 - p_3, m_t, M_{h_t}) \\ &\quad + 2m_b^2 C_0 - 4C_{24} - 2C'_{24} - 2C^*_{24} \\ &\quad - m_t^2 (2C_{22} + C'_{22} - C'_0 + C^*_{22} - C^*_0) \} \\ &\quad \bar{u}_t(p_3) \not{\epsilon}^a(p_1) (\not{p}_3 - \not{p}_1) \not{\epsilon}^b(p_4) Ru_c(p_2) \\ &\quad + 2m_t [p_3 \cdot e^a(p_1)] (2C_{22} + C'_{22} + C'_{12} + C^*_{22} - C^*_{12}) \\ &\quad \bar{u}_t(p_3) (\not{p}_3 - \not{p}_1) \not{\epsilon}^b(p_4) Ru_c(p_2) \\ &\quad - [2(C_{23} + C_{12}) + (C'_{22} + C'_{12}) + (C^*_{22} + C^*_{12})] \\ &\quad \bar{u}_t(p_3) \not{p}_1 \not{\epsilon}^a(p_1) \not{p}_3 (\not{p}_3 - \not{p}_1) \not{\epsilon}^b(p_4) Ru_c(p_2) \\ &\quad - m_t (2C_{23} + C'_{23} - C'_0 + C^*_{23} + C^*_0) \\ &\quad \bar{u}_t(p_3) \not{\epsilon}^a(p_1) \not{p}_1 (\not{p}_3 - \not{p}_1) \not{\epsilon}^b(p_4) Ru_c(p_2) \} \end{aligned} \quad (4)$$

In the amplitude M_C , the three-point standard functions are:

$$\begin{aligned} C_{ij} &= C_{ij}(p_1, -p_3, m_b, m_b, M_{\Pi_t}), \\ C'_{ij} &= C_{ij}(p_1, -p_3, m_t, m_t, M_{\Pi_t}), \\ C^*_{ij} &= C_{ij}(p_1, -p_3, m_t, m_t, M_{h_t}). \end{aligned}$$

We can use the same way as that for $t\bar{q}$ productions to obtain the hadronic cross section of tg production.

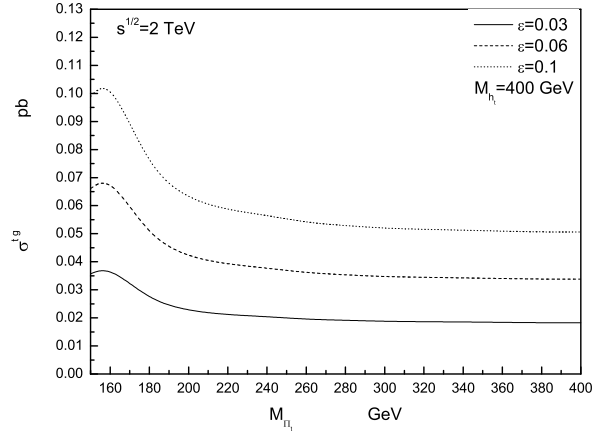
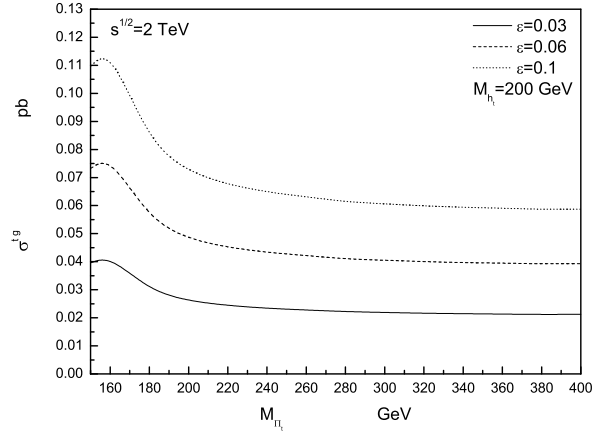


Figure 5: The hadronic cross section of tg production as a function of M_{Π_t} at the Tevatron, with $M_{h_t} = 200, 400$ GeV, respectively.

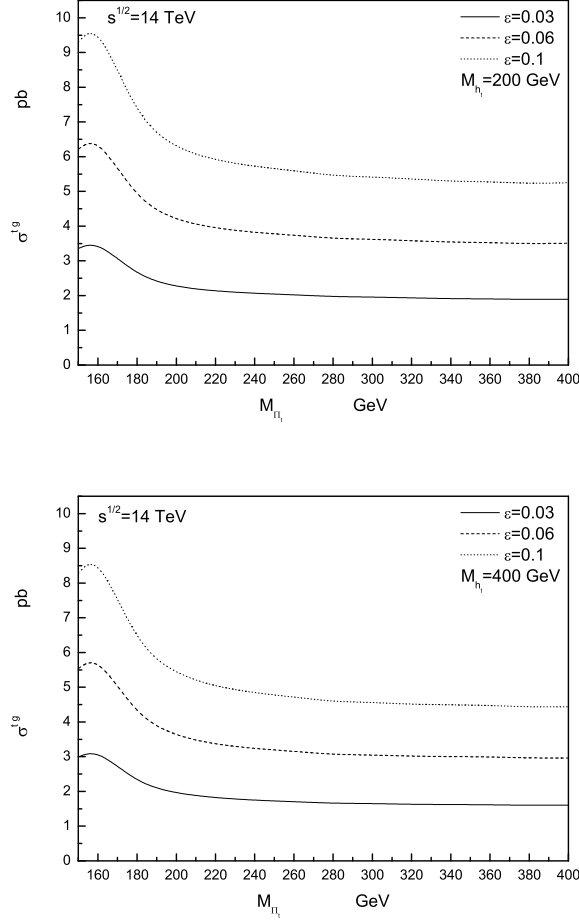


Figure 6: The hadronic cross section of tg production as a function of M_{Π_t} at the LHC, with $M_{h_t} = 200, 400$ GeV, respectively.

In Figs. 5 and 6, we show the hadronic cross section of tg production varies with M_{Π_t} at the Tevatron and LHC. The cross section of tg production is very small at the Tevatron which is at the order of 10^{-2} pb in most parameter spaces. However, the cross section can reach the level of a few pb at the LHC.

4 The discussions and conclusions

It is well known that the t -quark decays to W^+b with the almost 100% branching ratio, and the t -quark decay $t \rightarrow W^+b \rightarrow bl\nu_l$ ($l = e, \mu$) is easier to be identified than the pure hadronic mode. So, it is suggested that $bl\nu_l + j$ can be chosen as the search signal. Where j is a light parton jet. i.e., the search signal should be an energetic charged lepton, missing E_T , a b -quark

jet from the t-quark decay, and a light jet.

For the signal $bl\nu_l + j$, the major source of background is $W + jj$, where the jets are light quarks or gluons. Since the signal involves one b-quark in the final state, b-tagging can effectively reduce the Wjj background and the b-tagging efficiency is about 60% at the Tevatron Run II and the LHC. There might be 1% of non-b-quarks misidentified as b-quark, which gives a suppression of the $W+jj$ background by a factor of ≈ 50 [14]. The other significant backgrounds are the SM single t-quark production where one light quark accompanies the t-quark in the final state, and the SM $Wb\bar{b}$ production. Backgrounds with two b-quarks in the final state will mimic our signal if one of the b-quarks is missed by the b-tagging. On the other hand, M_{bW} , the invariant mass of the W and b-quark, should be peak at m_t for the signal. Therefore, to further eliminate the background, one can impose a constraint on M_{bW} . M_{bW} can be experimentally determined by the reconstruction of t-quark momentum. To find other ways to suppress the background, one should measure the kinematic distributions and apply some cuts for the final states. The detailed background analysis is beyond our work in this paper. Here, we use the criterion $N_s \geq 3\sqrt{N_s + N_B}$ approximately corresponding to a 95% confidence level, to determine the value of the background below which the signal should be observable. To determine the signal N_s , one should times the branching ratio $2/9$ for the t-quark semileptonically decaying to e, μ . We can safely assume $N_s \sim 10^5$ with the cross section 1 pb and the yearly luminosity 100 fb^{-1} . With a 95% confidence level, the order of magnitude of the background should be smaller than 10^4 fb . The main background Wjj can be effectively reduce to the level of 10^3 fb with b-tagging. So, the LHC has the considerable capability to observe the signal of the single t-quark productions via the FC processes. But at the Tevatron, the number of the signal is too small to be observable.

On the other hand, there is the difference between the production modes $t\bar{q}(q = u, d, s), tg$ and $t\bar{c}$. $t\bar{c}$ can not only be produced via the processes involving the loop-level FC coupling tcg , but also be produced via tree-level processes involving the $\Pi_t^0 t\bar{c}$ and $\Pi_t^+ c\bar{b}$. The production modes $t\bar{q}, tg$ only involve the coupling tcg and the changing of their cross sections only depends on the coupling tcg . Therefore, the single t-quark production modes $t\bar{q}, tg$ have the advantage to study the FC coupling tcg which includes the important information of the TC2 models.

In conclusions, the TC2 model is an interesting dynamical theory which can explain the EWSB and solve the heavy t-quark problem. There exist the tree-level FC couplings in the TC2 model which can result in the loop-level FC coupling tcg . The single t-quark can be produced via some FC processes involving tcg at the hadron colliders. In this paper, we study some interesting single t-quark processes $pp(p\bar{p}) \rightarrow t\bar{q}, tg$. We find that the cross sections of these processes can reach the level of a few pb at the LHC. The LHC running in 2007 will open

an ideal window to study these single t-quark production processes and to obtain some useful information of the FC couplings resulted by the TC2 model, furthermore, to probe the EWSB.

Acknowledgments

This work is supported by the National Natural Science Foundation of China under Grant No.10375017, 10575029 and 10575052.

References

- [1] M. Carena et al., hep-ph/0010338.
- [2] A. K. Lerbovich, D. Rainwater hep-ph/0110218.
- [3] S. Weinberg, *Phys. Rev. D***19**, 1277(1979); L. Susskind, *Phys. Rev. D***20**, 2619(1979).
- [4] C. T. Hill, *Phys. Lett. B***345**, 483(1995); K. Lane and E. Eichten, *Phys. Lett. B***352**, 382(1995); K. Lane *Phys. Lett. B***433**, 96(1998); K. Lane, *Phys. Rev. D***54**, 2204(1996); G. Cvetcic, *Rev. Mod. Phys.***71**, 513(1999); G. Buchalla, G. Burdman, C. T. Hill, *Phys. Rev. D***53**, 5185(1996).
- [5] H. J. He and C. P. Yuan, *Phys. Rev. Lett.* **83**, 28(1999).
- [6] F. Abe et al., *Phys. Rev. Lett.* **74**, 2626(1995); S. Abachi et al., *Phys. Rev. Lett.* **74**, 2632(1995).
- [7] S. Bejar, J. Guasch, J. Sola, *Nucl. Phys. B***600**, 21(2001); J. L. Diaz-Gruz et al., *Phys. Rev. D***41**, 891(1990); B. Grzadkowski, J. F. Gunion, P. Krawczyk, *Phys. Lett. B***268**, 106(1991); W. S. Hou, *ibid* **296**, 179(1992); R. A. Diaz, R. Martine, J. A. Rodriguez, hep-ph/0103307.
- [8] J. Guasch and J. Sola, *Nucl. Phys. B***562**, 3(1999); J. A. Aguilar-Saavedra and G. C. Branco, *Phys. Lett. B***495**, 347(2000); G. M. Divitiis, R. Petronzio, L. Silvestrini, *Nucl. Phys. B***504**, 45(1997); J. L. Lopez, D. V. Nanopoulos, Raghavajan, *Phys. Rev. D***56**, 3100(1997); C. S. Li, R. J. Oakes, J. M. Yang, *Phys. Rev. D***49**, 293(1994); C. S. Li, X. Zhang, S. H. Zhu, *Phys. Rev. D***60**, 077702(1999); J. J. Cao, Z. Xiong, J. M. Yang, *Phys. Rev. D***67**, 035002(2003).
- [9] T. Han, K Whisnant, B. L. Young, X. Zhang, *Phys. Lett. B***385**, 311(1996).
- [10] X. L. Wang, et al., *Phys. Rev. D***50**, 5781(1994); C. X. Yue, G. R. Lu, G. L. Liu, Q. J. Xu, *Phys. Rev. D***64**, 095004(2001); G. R. Lu, F. R. Yin, X. L. Wang, L. D. Wan, *Phys. Rev. D***68**, 015002(2003).
- [11] X. L. Wang, B. Z. Li, Y. L. Yang, *Phys. Rev. D***68**, 115003(2003); X. L. Wang, Y. L. Yang, B. Z. Li, C. X. Yue, J. Y. Zhang, *Phys. Rev. D***66**, 075009(2002).
- [12] G. Burdman, *Phys. Rev. Lett.***83**, 2888(1999); J. J. Cao, Z. H. Xiong, J. M. Yang, *Phys. Rev. D***67**, 071701(2003).

- [13] S. Bejar, J. Guasch, J. Sola, *JHEP* **0510**, 113(2005); J. M. Yang, *Annals. Phys.* **316**, 529(2005).
- [14] N. Kidonakis and A. Belyaev, *JHEP* **0312**, 004(2003); K. J. Abraham, K. Whisnant, B. L. Young, *Phys. Lett. B* **419**, 381(1998); T. Han and J. L. Hewett, *Phys. Rev. D* **60**, 074015(1999); T. Han, M. Hosch, K. Whisnant, B. L. Young, X. Zhang, *Phys. Rev. D* **58**, 073008 (1998).
- [15] E. Malkawi and T. Tait, *Phys. Rev. D* **54**, 5758(1996).
- [16] K. Hagiwara and D. Zeppenfeld, *Nucl. Phys.* **B313**, 560(1989); V. Barger, T. Han and D. Zeppenfeld, *Phys. Rev. D* **41**, 2782(1990).
- [17] Particle Data Group, W.-M. Yao *et al.*, J.Phys. G33 (2006)1.