

## Testing the MSSM with the Mass of the $W$ Boson \*

S. HEINEMEYER<sup>1†</sup>, W. HOLLIK<sup>2‡</sup>, D. STÖCKINGER<sup>3§</sup>,  
A.M. WEBER<sup>2\*\*</sup> AND G. WEIGLEIN<sup>3††</sup>

<sup>1</sup> Instituto de Fisica de Cantabria (CSIC-UC), Santander, Spain

<sup>2</sup>Max-Planck-Institut für Physik (Werner-Heisenberg-Institut),  
Föhringer Ring 6, D-80805 Munich, Germany

<sup>3</sup>IPPP, University of Durham, Durham DH1 3LE, U.K.

### Abstract

We review the currently most accurate evaluation of the  $W$  boson mass,  $M_W$ , in the Minimal Supersymmetric Standard Model (MSSM). It consists of a full one-loop calculation, including the complex phase dependence, all available MSSM two-loop corrections as well as the full Standard Model result. We analyse the impact of the phases in the scalar quark sector on  $M_W$  and compare the prediction for  $M_W$  based on all known higher-order contributions with the experimental results.

---

\*talk given by S. Heinemeyer at the *LCWS06*, 9-13 March 2006, Bangalore, India

†email: Sven.Heinemeyer@cern.ch

‡email: hollik@mppmu.mpg.de

§email: Dominik.Stockinger@durham.ac.uk

\*\*email: Arne.Weber@mppmu.mpg.de

††email: Georg.Weiglein@durham.ac.uk

## Testing the MSSM with the Mass of the $W$ Boson

S. Heinemeyer<sup>1</sup>, W. Hollik<sup>2</sup>, D. Stöckinger<sup>3</sup>, A.M. Weber<sup>2</sup>, G. Weiglein<sup>3</sup>

<sup>1</sup>Instituto de Fisica de Cantabria (CSIC-UC), Santander, Spain

<sup>2</sup>Max-Planck-Institut für Physik, Föhringer Ring 6, D-80805 Munich, Germany

<sup>3</sup>IPPP, University of Durham, Durham DH1 3LE, U.K.

**Abstract.** We review the currently most accurate evaluation of the  $W$  boson mass,  $M_W$ , in the Minimal Supersymmetric Standard Model (MSSM). It consists of a full one-loop calculation, including the complex phase dependence, all available MSSM two-loop corrections as well as the full Standard Model result. We analyse the impact of the phases in the scalar quark sector on  $M_W$  and compare the prediction for  $M_W$  based on all known higher-order contributions with the experimental results.

**Keywords.** MSSM,  $W$  boson, precision observables

**PACS Nos** 2.0

### 1. Introduction

The relation between the massive gauge-boson masses,  $M_W$  and  $M_Z$ , in terms of the Fermi constant,  $G_\mu$ , and the fine structure constant  $\alpha$ , is of central importance for testing the electroweak theory:

$$\frac{G_\mu}{\sqrt{2}} = \frac{e^2}{8 \left(1 - \frac{M_W^2}{M_Z^2}\right) M_W^2} (1 + \Delta r). \quad (1)$$

It is usually employed for predicting  $M_W$  in the model under consideration, where the loop corrections enter via  $\Delta r$ . This prediction can then be compared with the corresponding experimental value. The current experimental accuracy for  $M_W$ , obtained at LEP and the Tevatron, is  $\delta M_W = 29$  MeV (0.04%) [1,2]. This experimental resolution provides a high sensitivity to quantum effects involving the whole structure of a given model. The  $M_W$ – $M_Z$  interdependence is therefore an important tool for discriminating between the Standard Model (SM) and its minimal supersymmetric extension (MSSM) [3], see Ref. [4] for a recent review. Within the MSSM the  $W$  boson mass, supplemented with other electroweak precision observables, exhibits a certain preference for a relatively low scale of supersymmetric particles, see e.g. Refs. [5,6]. Consequently, a precise theoretical prediction for  $M_W$  in terms of the model parameters is of utmost importance for present and future electroweak precision tests. A precise prediction for  $M_W$  in the MSSM is also needed as a part of the “SPA Convention and Project”, see Ref. [8].

In Ref. [7] the currently most up-to-date evaluation of  $M_W$  (i.e.  $\Delta r$ ) in the MSSM has been presented. It consists of the full one-loop calculation, taking into account the complex phase dependence (the phases had been neglected so far in all previous calculations), the full SM result [9] and all available MSSM two-loop contributions [10–13]. The corresponding Fortran program for the calculation of precision observables within the MSSM will be made publicly available [14].

In the numerical analysis below, except for the parameter scan in Sect. 3., for simplicity we choose all soft SUSY-breaking parameters in the diagonal entries of the sfermion mass matrices to be equal ( $\equiv M_{\tilde{f}}$ ). In the neutralino sector the GUT relation  $M_1 = 5/3 s_w^2/c_w^2 M_2$  has been used (for real values). We have fixed the SM input parameters as<sup>1</sup>

$$\begin{aligned} G_\mu &= 1.16637 \times 10^{-5}, & M_Z &= 91.1875 \text{ GeV}, & \alpha_s(M_Z) &= 0.117, \\ \alpha &= 1/137.03599911, & \Delta\alpha_{\text{had}}^{(5)} &= 0.02761, & \Delta\alpha_{\text{lep}} &= 0.031498, \\ m_t &= 172.5 \text{ GeV} [16] & m_b &= 4.7 \text{ GeV}, & m_\tau &= m_c = \dots = 0 \end{aligned} \quad (2)$$

The complex phases appearing in the MSSM are experimentally constrained by their contribution to low energy observables such as electric dipole moments (see Ref. [4] and references therein). Accordingly (using the convention that  $\phi_{M_2} = 0$ ), in particular the phase  $\phi_\mu$  is tightly constrained [17], while the bounds on the phases of the third generation trilinear couplings are much weaker. The Higgs sector parameters are obtained from the program `FeynHiggs2.2` [18].

## 2. Dependence on the complex phases in the squark sector

Here we show the dependence of  $M_W$  on the phases of the scalar quark sector. The physical phases are  $\phi_{A_t} + \phi_\mu$  and  $\phi_{A_b} + \phi_\mu$ , where  $A_{t,b}$  are the trilinear Higgs- $\tilde{t}, \tilde{b}$  coupling and  $\mu$  is the Higgs mixing parameter. We focus here on the mass shift  $\delta M_W$  arising from changing  $\Delta r$  by the amount  $\Delta r^{\text{SUSY}}$ ,

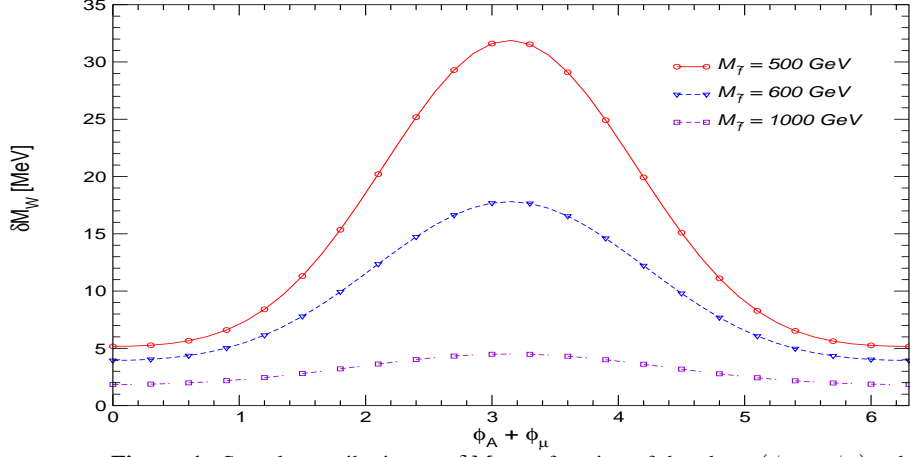
$$\delta M_W = -\frac{M_W^{\text{ref}}}{2} \frac{s_w^2}{c_w^2 - s_w^2} \Delta r^{\text{SUSY}}. \quad (3)$$

Here  $\Delta r^{\text{SUSY}}$  represents the one-loop contribution from the supersymmetric particles of the considered sector of the MSSM and  $M_W^{\text{ref}} = 80.425 \text{ GeV}$ , see Ref. [7] for more details.

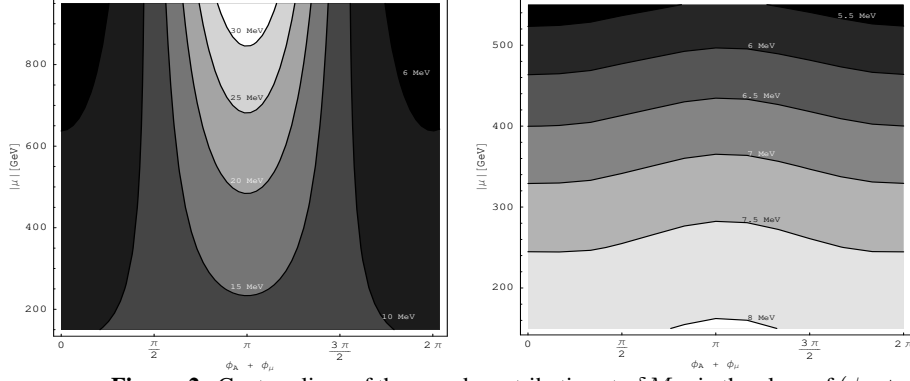
The leading one-loop SUSY contributions to  $\Delta r$  arise from the  $\tilde{t}/\tilde{b}$  doublet. The complex parameters in the  $\tilde{t}/\tilde{b}$  sector are  $\mu$ ,  $A_t$  and  $A_b$ , entering via the off-diagonal entries of the  $\tilde{t}$  and  $\tilde{b}$  mass matrices,  $X_{t,b}$ . In Ref. [7] it has been shown at the analytical level that the phases  $\phi_{X_{t,b}}$  drop out entirely in the full one-loop calculation of  $\Delta r$  and have no influence on  $M_W$ . Hence, the phases and absolute values of  $\mu$ ,  $A_t$  and  $A_b$  enter the sfermion-loop contributions (at one-loop order) only via a shift in the  $\tilde{t}$  and  $\tilde{b}$  masses and mixing angles.

---

<sup>1</sup>Using the most up-to-date value for the top quark mass,  $m_t = 171.4 \text{ GeV}$  [15], would lead to slightly lower absolute  $M_W$  values, while the impact on  $\delta M_W$  (see below) is negligible.



**Figure 1.** Squark contributions to  $\delta M_W$  as function of the phase  $(\phi_A + \phi_\mu)$ , where  $\phi_A \equiv \phi_{A_t} = \phi_{A_b}$ , for different values of the common sfermion mass  $M_{\tilde{f}} = 500, 600, 1000$  GeV. The other relevant SUSY parameters are set to  $\tan \beta = 5$ ,  $|A_{t,b}| = 2M_{\tilde{f}}$ ,  $|\mu| = 900$  GeV.



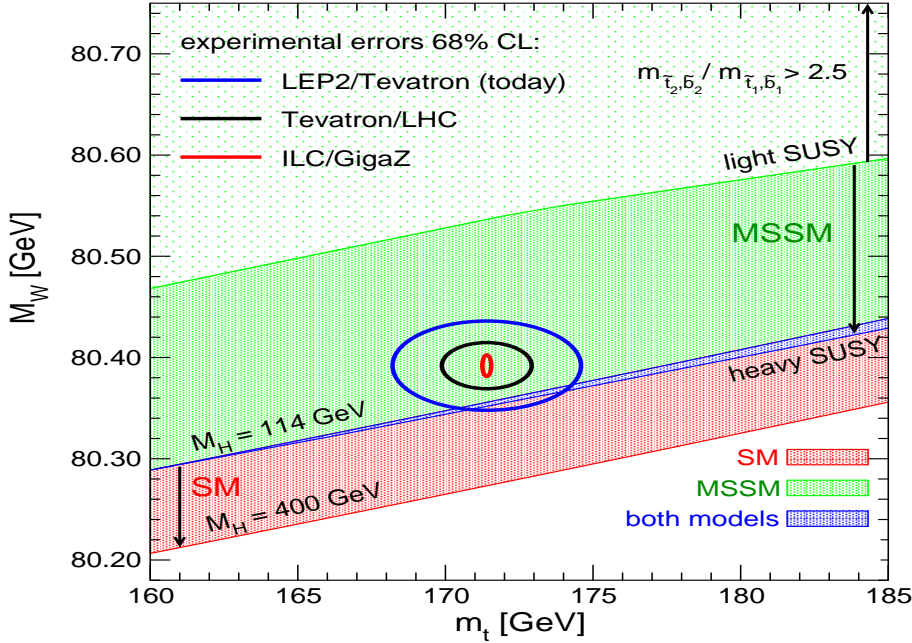
**Figure 2.** Contour lines of the squark contributions to  $\delta M_W$  in the plane of  $(\phi_A + \phi_\mu)$  and  $|\mu|$ , where  $\phi_A \equiv \phi_{A_t} = \phi_{A_b}$ . The left plot shows a scenario with  $\tan \beta = 5$ ,  $M_{\tilde{f}} = 500$  GeV,  $|A_{t,b}| = 1000$  GeV, while in the right plot  $\tan \beta = 30$ ,  $M_{\tilde{f}} = 600$  GeV,  $|A_{t,b}| = 1200$  GeV.

The phase dependence is illustrated in Figs. 1 and 2. Fig. 1 shows the effect on  $\delta M_W$  from varying the phase  $(\phi_A + \phi_\mu)$  for a fixed value of  $|\mu| = 900$  GeV and  $M_{\tilde{f}} = 500, 600, 1000$  GeV, while in Fig. 2 the squark sector contributions to  $\delta M_W$  are shown as contour lines in the plane of  $(\phi_A + \phi_\mu)$  and  $|\mu|$ . In the scenario with  $\tan \beta = 5$  (Fig. 1 and left panel of Fig. 2) the variation of  $(\phi_A + \phi_\mu)$  can amount to a shift in  $M_W$  of more than 20 MeV. The most pronounced phase dependence is obtained for the largest sfermion

mixing, i.e. the smallest value of  $M_{\tilde{f}}$  and the largest value of  $|\mu|$ . The right panel of Fig. 2 shows a scenario with  $\tan\beta = 30$ . The plot clearly displays the resulting much weaker phase dependence compared to the scenario in the left panel of Fig. 2. The variation of the complex phase gives rise only to shifts in  $M_W$  of less than 0.5 MeV, while changing  $|\mu|$  between 100 and 500 GeV leads to a shift in  $M_W$  of about 2 MeV.

### 3. The MSSM parameter scan

Here we show the overall behaviour of  $M_W$  in the MSSM by scanning over a broad range of the SUSY parameter space. All relevant SUSY parameters are varied independently of each other, see Ref. [7] for details. We have taken into account the constraints on the MSSM parameter space from the LEP Higgs searches [19,20] and the lower bounds on the SUSY particle masses from Ref. [21].



**Figure 3.** Prediction for  $M_W$  in the MSSM and the SM as a function of  $m_t$  in comparison with the present experimental results for  $M_W$  and  $m_t$  and the prospective accuracies (using the current central values) at the Tevatron / LHC and at the ILC. Values in the very light shaded region can only be obtained in the MSSM if at least one of the ratios  $m_{\tilde{t}_2}/m_{\tilde{t}_1}$  or  $m_{\tilde{b}_2}/m_{\tilde{b}_1}$  exceeds 2.5.

In Fig. 3 we compare the SM and the MSSM predictions for  $M_W$  as a function of  $m_t$  as obtained from the scatter data (the plot shown here is an update of Refs. [4,7,22]). The predictions within the two models give rise to two bands in the  $m_t$ – $M_W$  plane with only a relatively small overlap region (indicated by a dark-shaded (blue) area in Fig. 3). The very

light-shaded (light green), the light shaded (green) and the dark-shaded (blue) areas indicate allowed regions for the unconstrained MSSM. In the very light-shaded region at least one of the ratios  $m_{\tilde{t}_2}/m_{\tilde{t}_1}$  or  $m_{\tilde{b}_2}/m_{\tilde{b}_1}$  exceeds 2.5. The current 68% C.L. experimental results  $m_t^{\text{exp}} = 171.4 \pm 2.1$  GeV and  $M_W^{\text{exp}} = 80.392 \pm 0.029$  GeV are indicated in the plot. As can be seen from Fig. 3, the current experimental 68% C.L. region for  $m_t$  and  $M_W$  exhibit a slight preference of the MSSM over the SM.

## References

- [1] [The ALEPH, DELPHI, L3, OPAL, SLD Collaborations, the LEP Electroweak Working Group, the SLD Electroweak and Heavy Flavour Groups], hep-ex/0509008; [The ALEPH, DELPHI, L3 and OPAL Collaborations, the LEP Electroweak Working Group], hep-ex/0511027.
- [2] F. Spano, talk given at *Rencontres de Moriond, Electroweak Interactions and Unified Theories*, La Thuile, Italy, March 2006, see also: [lepewwg.web.cern.ch/LEPEWWG/Welcome.html](http://lepewwg.web.cern.ch/LEPEWWG/Welcome.html).
- [3] H. Nilles, *Phys. Rept.* **110** (1984) 1; H. Haber and G. Kane, *Phys. Rept.* **117** (1985) 75; R. Barbieri, *Riv. Nuovo Cim.* **11** (1988) 1.
- [4] S. Heinemeyer, W. Hollik and G. Weiglein, *Phys. Rept.* **425** (2006) 265.
- [5] J. Ellis, S. Heinemeyer, K. Olive and G. Weiglein, *JHEP* **0502** 013; hep-ph/0508169.
- [6] J. Ellis, S. Heinemeyer, K. Olive and G. Weiglein, *JHEP* **0605** (2006) 005; S. Heinemeyer, hep-ph/0611372.
- [7] S. Heinemeyer, W. Hollik, D. Stöckinger, A.M. Weber and G. Weiglein, *JHEP* **0608** (2006) 052, hep-ph/0604147.
- [8] J. Aguilar-Saavedra et al., *Eur. Phys. J. C* **46** (2006) 43.
- [9] M. Awramik, M. Czakon, A. Freitas and G. Weiglein, *Phys. Rev. D* **69** (2004) 053006.
- [10] A. Djouadi, P. Gambino, S. Heinemeyer, W. Hollik, C. Jünger and G. Weiglein, *Phys. Rev. Lett.* **78** (1997) 3626; *Phys. Rev. D* **57** (1998) 4179.
- [11] S. Heinemeyer, PhD Thesis, Univ. Karlsruhe, Shaker Verlag, Aachen 1998, ISBN 3826537874, see: [www-ttp.physik.uni-karlsruhe.de/prep/phd/](http://www-ttp.physik.uni-karlsruhe.de/prep/phd/); G. Weiglein, hep-ph/9901317.
- [12] J. Haestier, S. Heinemeyer, D. Stöckinger and G. Weiglein, *JHEP* **0512** (2005) 027.
- [13] S. Heinemeyer and G. Weiglein, *JHEP* **0210** (2002) 072; hep-ph/0301062.
- [14] A. M. Weber et al., *in preparation*
- [15] See: [www-cdf.fnal.gov/physics/new/top/top.html](http://www-cdf.fnal.gov/physics/new/top/top.html).
- [16] Tevatron Electroweak Working Group, hep-ex/0603039.
- [17] V. Barger, T. Falk, T. Han, J. Jiang, T. Li and T. Plehn, *Phys. Rev. D* **64** (2001) 056007.
- [18] S. Heinemeyer, W. Hollik and G. Weiglein, *Comput. Phys. Comm.* **124** 2000 76; *Eur. Phys. J. C* **9** (1999) 343; G. Degrandi, S. Heinemeyer, W. Hollik, P. Slavich and G. Weiglein, *Eur. Phys. J. C* **28** (2003) 133; T. Hahn, S. Heinemeyer, W. Hollik and G. Weiglein, hep-ph/0507009; M. Frank, T. Hahn, S. Heinemeyer, W. Hollik, H. Rzehak and G. Weiglein, hep-ph/0611326; T. Hahn, S. Heinemeyer, W. Hollik, H. Rzehak, G. Weiglein and K. Williams, hep-ph/0611373. The code is accessible via [www.feynhiggs.de](http://www.feynhiggs.de).
- [19] [ALEPH, DELPHI, L3, OPAL Collaborations and LEP Working Group for Higgs boson searches], hep-ex/0602042.
- [20] G. Abbiendi et al. [ALEPH, DELPHI, L3, OPAL Collaborations and LEP Working Group for Higgs boson searches], *Phys. Lett. B* **565** (2003) 61.
- [21] S. Eidelman et al. [Particle Data Group Collaboration], *Phys. Lett. B* **592** (2004) 1.
- [22] P. Chankowski, A. Dabelstein, W. Hollik, W. Möhle, S. Pokorski and J. Rosiek, *Nucl. Phys. B* **417** (1994) 101.