

PROBING NEW PHYSICS IN B_s AND D MIXINGS, AND $A_{CP}(B^+ \rightarrow J/\psi K^+)$

GEORGE W.S. HOU*

Department of Physics, National Taiwan University, Taipei, Taiwan 10617, R.O.C.

**E-mail: wshou@phys.ntu.edu.tw*

A 4th generation could be consistent with the recently measured Δm_{B_s} as well as $\mathcal{B}(b \rightarrow s\ell^+\ell^-)$, which are SM-like, but generate large $\sin 2\Phi_{B_s} \simeq -0.5$ to -0.7 . The sign is determined by the hint for New Physics in CPV measurements in charmless B decays. The 4×4 unitarity allows one to connect to all processes involving flavor. Fixing $V_{t'b}$, $V_{t's}$ and $V_{t'd}$ by $Z \rightarrow b\bar{b}$, $b \rightarrow s$ and $s \rightarrow d$ processes, we predict D mixing to be close to the current bound. As a further corollary, we suggest that $A_{CP}(B^+ \rightarrow J/\psi K^+)$ could be at 1% level or higher, where we give plausibility of an associated strong phase. Our predictions can be tested in the near future.

1. Introduction: SM Reigns?

The New York Times reported on July 4th the measurement of B_s mixing at the Tevatron, stating that “it was right on the money as predicted by the Standard Model”, and quoting a CDF spokeswoman, “Our real hope was for something bizarre”.

The measured¹ $\Delta m_{B_s} = 17.77 \pm 0.10 \pm 0.07 \text{ ps}^{-1}$ is indeed consistent with SM, but there is still hope for something bizarre: Can CP violation in B_s mixing be large? Given that $\sin 2\Phi_{B_s}^{\text{SM}} = -\sin 2\beta_s \sim -0.04$ is very small, *any definite measurement at the Tevatron would imply New Physics* (NP). There is reason for hope. The Δm_{B_s} value is somewhat lower than the CKM/UT fit projections made without using Δm_{B_s} in the fit.

In the 4 generation model we predict $\sin 2\Phi_{B_s}$ is *large and negative*, with two corollaries. One is finite D mixing close to current bounds, the other is observable direct CPV (DCPV) in $B^+ \rightarrow J/\psi K^+$ decay. Mixing dependent CPV (TCPV) measured in $B^0 \rightarrow J/\psi K^0$, namely² $\mathcal{S}_{J/\psi K} = 0.685 \pm 0.032$, is also low against CKM/UT fit predictions, which could be due to NP phase.

Admittedly, SM4 has troubles with precision EW tests.³ But with the LHC approaching, we should keep an open mind. For N_ν counting, as discussed by Soddu,⁴ mas-

sive neutrinos call for NP. The reason we focus on the 4th generation is its ease in affecting heavy meson mixings and other electroweak penguins (EWP),⁵ and it naturally brings in a new CPV phase.⁶

2. Large CPV in B_s Mixing

The 4 generation unitarity for $b \rightarrow s$ transitions is $\lambda_u + \lambda_c + \lambda_t + \lambda_{t'} = 0$, where $\lambda_i \equiv V_{is}^* V_{ib}$. Since $|\lambda_u| < 10^{-3}$ by direct measurement, one effectively has

$$\lambda_t \cong -\lambda_c - \lambda_{t'}, \quad (1)$$

where one has a NP CPV phase⁶ through $\lambda_{t'} \equiv V_{t's}^* V_{t'b} \equiv r_{sb} e^{i\phi_{sb}}$, and Eq. (1) becomes a triangle with potentially large area, i.e. large CPV effect.

The formula for B_s mixing is⁷

$$M_{12} \propto f_{B_s}^2 B_{B_s} \left\{ \lambda_c^2 S_0(t, t) - 2\lambda_c \lambda_{t'} \Delta S_0^{(1)} + \lambda_{t'}^2 \Delta S_0^{(2)} \right\}, \quad (2)$$

where $S_0(t, t)$ gives SM3 top effect, and the t' effects are GIM subtracted and vanish with $\lambda_{t'}$, analogous to $\Delta C_i \equiv C_i^{t'} - C_i^t$ terms⁶ that modify the Wilson coefficients C_i for $b \rightarrow s$ decays. One also has analogous strong dependence on $m_{t'}$ is, i.e. nondecoupling of t and t' from box and Z penguins.⁵

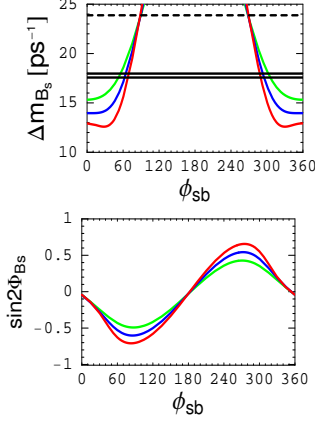


Fig. 1. (a) Δm_{B_s} , (b) $\sin 2\Phi_{B_s}$ vs ϕ_{sb} , for $m_{t'} = 300$ GeV and $r_{sb} = 0.02, 0.025$ and 0.03 . Larger r_{sb} gives stronger variation.

Taking $m_t = 170$ GeV and the central value of $f_{B_s}\sqrt{B_{B_s}} = 295 \pm 32$ MeV from lattice, we find $\Delta m_{B_s}^{\text{SM}} \sim 24$ ps $^{-1}$, which is on the high side compared with Eq. (1). Of course $f_{B_s}\sqrt{B_{B_s}}$ could be lower, but *it could also be higher*. One may therefore need SM4 to bring Δm_{B_s} down a bit.

Keeping $f_{B_s}\sqrt{B_{B_s}} = 295$ MeV, in Fig. 1(a) we plot Δm_{B_s} vs ϕ_{sb} for $m_{t'} = 300$ GeV and $r_{sb} = 0.02, 0.025$ and 0.03 , where dashed line is the SM3 value, and solid band is the 2σ range of Eq. (1). We see that⁷ Δm_{B_s} comes down to the CDF range in 1st and 4th quadrant. For $r_{sb} = 0.02, 0.025, 0.03$, we find $\phi_{sb} \simeq 52^\circ\text{--}55^\circ, 62^\circ\text{--}64^\circ, 67^\circ\text{--}69^\circ$. This implies large CPV, i.e. large $\sin 2\Phi_{B_s}$, which is plotted in Fig. 1(b).

It is important to note that the parameter range above not only gives SM-like Δm_{B_s} , it also gives SM-like $\mathcal{B}(b \rightarrow s\ell^+\ell^-)$,⁸ as the latter is also dominated by EWP and box diagrams.⁵ In fact, combining Δm_{B_s} with the $b \rightarrow s\ell^+\ell^-$ rate, $|\phi_{sb}| \gtrsim 55^\circ$ is implied,⁷ which practically rules out the allowed range from Δm_{B_s} for $r_{sb} \sim 0.02$. This leads to $|\sin 2\Phi_{B_s}| \sim 0.5$ to 0.7 . Thus, things may still turn “bizarre”. Given that CDF has made precision measurement¹ of Δm_{B_s} , *can one pull off another coup in measuring*

$\sin 2\Phi_{B_s}$, *before LHC start?* Any definite measurement would be a discovery of NP!

Currently we have two hints for NP in CPV $b \rightarrow s$ transitions. Interestingly, they favor $\sin 2\Phi_{B_s} < 0$. One hint is TCPV in $b \rightarrow s\bar{q}q$: the $\Delta\mathcal{S} \equiv \mathcal{S}_{s\bar{q}q} - \mathcal{S}_{\bar{c}cs} < 0$ problem.² The other hint is difference in DCPV between $B \rightarrow K^+\pi^-$ vs $K^+\pi^0$: the $-\Delta\mathcal{A}_{K\pi} \equiv \mathcal{A}_{K\pi} - \mathcal{A}_{K\pi^0} < 0$ problem.⁹

All measurements of TCPV in $b \rightarrow s\bar{q}q$ modes at present give values lower² than charmonium modes, giving a combined significance of 2.5σ . What aggravates this is the SM expectation of $\Delta\mathcal{S} > 0$. In QCDF, it was shown¹⁰ that $\mathcal{S}_{K\pi}$ and $\mathcal{S}_{\phi K}$ are more robust than rates, which have large hadronic uncertainties. However, $\mathcal{S}_{\eta'K}$ gets diluted away by effect of the large rate. In a model independent way,¹¹ it has recently been shown that, if this discrepancy persists as data improves, it would definitely imply NP.

The difference $\Delta\mathcal{A}_{K\pi} \simeq 0.15$ is now established.⁹ It is a puzzle because naively one expects it to be smaller. There are two possibilities. One is an enhancement of the color-suppressed tree (C). The other is from P_{EW} (the EWP), which would demand NP CPV effect. The latter case was demonstrated with the 4th generation,⁸ where the ϕ_{sb} phase of Eq. (2) affects P_{EW} . The C and P_{EW} efforts were recently joined¹² and carried to NLO in PQCD factorization. Both trends for $\Delta\mathcal{A}_{K\pi}$ and $\Delta\mathcal{S}$ can be accounted. Interestingly, predictions for $\mathcal{A}_{K^0\pi^0}$ and R_c, R_n ratios are in good agreement with the new experimental results,⁹ while further prediction for $\mathcal{S}_{\rho K}$ can be tested in the future.

As these are CPV measurables, the upshot from the $\Delta\mathcal{S}$ and $\Delta\mathcal{A}_{K\pi}$ discussion is that they *select* $\sin 2\Phi_{B_s} < 0$ in SM4.

3. D Mixing Prediction

Four generation unitarity links all flavor changing and CPV processes together. With $V_{t's}^*V_{t'b}$ large, one has to check for

consistency¹³ with other processes. A typical 4×4 CKM matrix is given in Ref. 13. One first saturates the $Z \rightarrow b\bar{b}$ bound with $V_{t'b} \simeq -0.22$, which then fixes $V_{t's}$ by $b \rightarrow s$ effects. Applying the stringent kaon physics constraints fixes $V_{t'd}$.

A very important test is $b \rightarrow d$ transitions. Remarkably, when the above procedure is done, it was found that B_d mixing and associated CPV (“ $\sin 2\phi_1$ ”), as well as other $b \rightarrow d$ effects, all do not get much affected. The reason is because one cannot easily tell apart (at present level of errors) the $b \rightarrow d$ unitarity quadrangle in SM4, from the triangle in SM3.

One striking feature of the “fitted” 4×4 matrix is that $V_{t'd} \simeq -0.0044 e^{-i10^\circ}$, $V_{t's} \simeq -0.114 e^{-i70^\circ}$, and $V_{ub'} \simeq 0.068 e^{i61^\circ}$, $V_{cb'} \simeq 0.116 e^{i66^\circ}$ are not smaller than 3rd generation elements. Though somewhat uncomfortable, this is data driven, and draws our interest to D mixing, since

$$V_{ub'}V_{cb'}^* \equiv r_{uc} e^{-i\phi_{uc}} = +0.0033 e^{-i5^\circ}, \quad (3)$$

would affect $c \rightarrow u$ transitions via b' loops. Since $|V_{ub}V_{cb}| \lesssim 10^{-4}$ by direct measurement, the unitarity condition is effectively

$$V_{ud}V_{cd}^* + V_{us}V_{cs}^* + V_{ub'}V_{cb'}^* \simeq 0, \quad (4)$$

with $V_{ud}V_{cd}^* \simeq -0.218$ and $V_{us}V_{cs}^* \simeq 0.215$ real to better than 3 decimal places, much like in SM. These govern $c \rightarrow u\bar{d}$ and $u\bar{s}$ processes, where especially the latter could generate width difference $y_D = \Delta\Gamma_D/2\Gamma_D$ through long-distance effects.

Though small, $V_{ub'}V_{cb'}^*$ of Eq. (3) can affect $D^0\text{--}\bar{D}^0$ mixing, because $m_{b'} \sim m_{t'}$ is expected, hence very heavy. The short distance effect corresponds to the $\Delta S_0^{(2)}$ term in Eq. (2), with $f_{B_s}^2 B_{B_s} \lambda_{t'} \rightarrow f_D^2 B_D |V_{ub'}V_{cb'}^*|$, and $m_{t'} \rightarrow m_{b'}$. This generates x_D^{SD} which would be vanishingly small in SM3 because of $|V_{ub}V_{cb}|^2$ suppression.

We used¹³ $V_{t'd}^*V_{t'b} \equiv r_{db} e^{i\phi_{db}}$ to fit kaon data, and found $\phi_{db} \sim 10^\circ$ and $r_{db} \sim 10^{-3}$. For illustration, we take $f_D\sqrt{B_D} = 200$ MeV

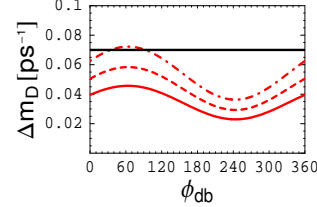


Fig. 2. Δm_D vs ϕ_{db} ($\sim 10^\circ$ expected) for $m_{b'} = 230, 270$ and 310 (highest) GeV and $r_{db} = 10^{-3}$. The horizontal line is the experimental bound.

and plot Δm_D vs ϕ_{db} in Fig. 2, for $m_{b'} = 230, 270$ and 310 GeV. Our scenario predicts $x_D^{\text{SD}} \equiv \Delta m_D^{\text{SD}}/\Gamma_D \sim 1\% - 3\%$, which lies just below the current bound¹⁴ (horizontal line), and could be accessible soon. We find CPV in D^0 mixing to be no more than -0.2 level, which is consistent with null search for CPV.

There is in fact a hint for width difference. Averaging over D^0 decays to CP eigenstates K^+K^- and $\pi^+\pi^-$ gives¹⁴ $y_{\text{CP}} = 0.90 \pm 0.42\%$. Another effort is to measure $x' = x_D \cos \delta + y_D \sin \delta$ and $y' = y_D \cos \delta - x_D \sin \delta$ in wrong-sign $D^0 \rightarrow K^+\pi^-$ decays, which could arise through mixing, or from doubly Cabibbo suppressed decays. The current best limit comes from Belle,¹⁴ $|x'| < 2.7\%$ and $-1\% < y' < 0.7\%$. For small δ this implies $y' \sim y_D \sim 1\%$ and x would be not much larger. However, for strong phase $\delta \sim 20^\circ\text{--}50^\circ$, x_D could be several times larger than $y_D \sim 1\%$. With an active program at the B factories and CLEO-c, and the expectation that BESIII and LHCb would start running in 2008, it looks promising that $x_D \sim 0.01$ to 0.03 can be discovered soon.

4. DCPV in $B^+ \rightarrow J/\psi K^+$

One intriguing “prediction” we can make is $\mathcal{A}_{J/\psi K^+} \neq 0$.¹⁵

The $B^+ \rightarrow J/\psi K^+$ is dominated by the color-suppressed $b \rightarrow c\bar{c}s$ tree, while inclusion of the penguin in SM3 does not alter the weak phase, which is $\simeq 0$. But the full amplitude is likely carrying a strong phase δ , since all color-suppressed modes observed

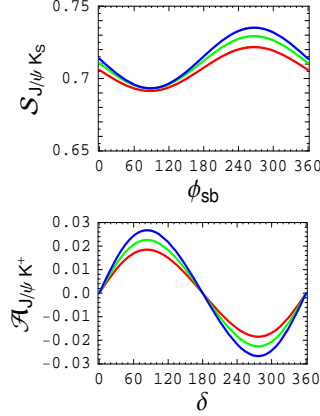


Fig. 3. (a) $\mathcal{S}_{J/\psi K^0}$ vs ϕ_{sb} , (b) $\mathcal{A}_{J/\psi K^+}$ vs δ , for $m_{t'} = 300$ GeV and $r_{sb} = 0.02, 0.025$ and 0.03 . Larger r_{sb} gives stronger variation.

so far seem enhanced, with effective underlying strong phase. Examples are $B^0 \rightarrow D^0 \pi^0$, $\pi^0 \pi^0$. Although the strong phase in the latter is still not settled, the former has a strong phase $\sim 30^\circ$ that is measured. The most relevant is $B \rightarrow J/\psi K^*$, where angular analysis gives strong phase difference between helicity amplitudes at order 30° .

The t' effect in the Z penguin brings the weak ϕ_{sb} phase to P_{EW} amplitude. Unlike the above “hadronic” effects that enhance C , the virtual Z produces a small color-singlet $c\bar{c}$ pair that exits without much interaction, thereby not accumulating much strong phase. While a little hand waving, we see that both weak and strong phases are present, the prerequisites for DCPV.

We plot $\mathcal{S}_{J/\psi K}$ vs ϕ_{sb} in Fig. 3(a), for $\delta = 0$. Similar to $\Delta\mathcal{S}$, which has $\mathcal{S}_{J/\psi K}$ as reference point, $\mathcal{S}_{J/\psi K}$ itself does dip downwards for $\phi_{sb} \sim 65^\circ$, reaching roughly 0.69. This does not change significantly when δ remains small. In Fig. 3(b) we plot $\mathcal{A}_{J/\psi K^+}$ vs δ for $\phi_{sb} = 65^\circ$. We find that¹⁵ $\mathcal{A}_{J/\psi K^+}$ can reach above 1% for $|\delta| \sim 30^\circ$.

The experimental situation¹⁶ is interesting. From $\mathcal{A}_{J/\psi K^+} \sim +0.03$ based on 89M $B\bar{B}$ s, BaBar flipped sign by adding 35M, becoming $-0.030 \pm 0.014 \pm 0.010$, with larger

systematic error, and is now consistent with Belle value of $-0.026 \pm 0.022 \pm 0.017$ based on 32M. The current world average is -0.024 ± 0.014 , based on 166M $B\bar{B}$ s. But the world has now over 1000M $B\bar{B}$ s and growing, thus, our 1% projection can be seriously probed. Note that the number could be higher,¹⁵ e.g. in the less constrained Z' model. To realize a 1% measurement, it seems that one needs to work hard on systematic error. But this should be worthwhile if one wants to enter the “Super B factory” era, with 100 times more data, where any measurement of interest is likely to be systematics limited.

With luck, our prediction can be confirmed by 2008.

Acknowledgments

I thank Makiko Nagashima and Andrea Soddu for collaboration.

References

1. S. Giagu [CDF Collab.], hep-ex/0610044.
2. Plenary talk by M. Hazumi, this proceedings.
3. J. Erler, hep-ph/0604035.
4. A. Soddu in neutrino parallel session.
5. W.S. Hou, R.S. Willey and A. Soni, *Phys. Rev. Lett.* **58**, 1608 (1987).
6. A. Arhrib and W.S. Hou, *Eur. Phys. J.* **C27**, 555 (2003).
7. W.S. Hou, M. Nagashima and A. Soddu, hep-ph/0610385.
8. W.S. Hou, M. Nagashima and A. Soddu, *Phys. Rev. Lett.* **95**, 141601 (2005).
9. Plenary talk by R. Barlow, this proceedings.
10. W.S. Hou, M. Nagashima, G. Raz and A. Soddu, *JHEP* **0609**, 012 (2006).
11. R. Sinha, B. Misra and W.S. Hou, *Phys. Rev. Lett.* **97**, 131802 (2006).
12. W.S. Hou, H.n. Li, S. Mishima and M. Nagashima, hep-ph/0611107.
13. W.S. Hou, M. Nagashima and A. Soddu, *Phys. Rev.* **D72**, 115007 (2005).
14. Plenary talk by P. Pakhlov, this proceedings.
15. W.S. Hou, M. Nagashima and A. Soddu, hep-ph/0605080.
16. W.M. Yao *et al.* [Particle Data Group], *J. Phys.* **G33**, 1 (2006).