

# Running $U_{e3}$ and $\text{BR}(\mu \rightarrow e + \gamma)$ in SUSY-GUTs

L. Calibbi,<sup>1,\*</sup> A. Faccia,<sup>1,†</sup> A. Masiero,<sup>1,‡</sup> and S. K. Vempati<sup>2,3,§</sup>

<sup>1</sup> *Dipartimento di Fisica ‘G. Galilei’ and INFN,*

*Sezione di Padova, Università di Padova,*

*Via Marzolo 8, I-35131, Padova, Italy.*

<sup>2</sup>*Centre de Physique Theorique ¶, Ecole Polytechnique-CPHT, 91128 Palaiseau Cedex, France*

<sup>3</sup>*The Institute of Mathematical Sciences, Chennai 600 013, India*

## Abstract

In supersymmetric seesaw models based on SUSY-GUTs, it could happen that the neutrino PMNS mixing angles are related to the lepton flavour violating decay rates. In particular SO(10) frameworks, the smallest mixing angle would get directly correlated with the  $\mu \rightarrow e + \gamma$  decay amplitude. Here we study this correlation in detail considering  $U_{e3}$  as a free parameter between 0 and  $U_{e3}(\text{CHOOZ})$ . Large radiative corrections to  $U_{e3}$  present in these models, typically of the order  $\Delta U_{e3} \sim 10^{-3}$  (peculiar to hierarchial neutrinos), can play a major role in enhancing the  $\text{Br}(\mu \rightarrow e + \gamma)$ , especially when  $U_{e3} \lesssim 10^{-3}$ . For large  $\tan\beta$ , even such small enhancements are sufficient to bring the associated  $\text{Br}(\mu \rightarrow e + \gamma)$  into realm of MEG experiment as long as SUSY spectrum lies within the range probed by LHC. On the other hand, for some (negative) values of  $U_{e3}$ , suppressions can occur in the branching ratio, due to cancellations among different contributions. From a top-down perspective such low values of  $U_{e3}$  at the weak scale might require some partial/full cancellations between the high scale parameters of the model and the radiative corrections unless  $U_{e3}$  is purely of radiative origin at the high scale. We further emphasize that in Grand Unified theories there exist additional LFV effects related to the running above the GUT scale, that are also independent on the low energy value of  $U_{e3}$ . These new contributions can become competitive and even dominant in some regions of the parameter space.

---

¶ Unité mixte du CNRS et de l’EP, UMR 7644.

\*E-mail: calibbi@pd.infn.it

†E-mail: faccia@pd.infn.it

‡E-mail: masiero@pd.infn.it

§E-mail: vempati@cpht.polytechnique.fr

## I. INTRODUCTION AND CONCLUSIONS

It is well known that, after the discovery that neutrinos are massive, the detection of supersymmetry (SUSY) induced lepton flavour violation (LFV) processes has become a very interesting possibility. This is specifically true in the presence of a seesaw like mechanism being operative at the high scale leading to small non-zero neutrino masses as well as large mixing in the neutrino sector. The potential of this admixture of SUSY and seesaw [1] and its implications to lepton flavour violation has been studied in several papers in the last few years [2], especially in the light of upcoming experiments like MEG [3].

Thanks to the RG evolution (in the presence of heavy right handed neutrinos) from the high scale to the low energies where experiments are conducted, SUSY seesaw leads to potentially sizable mixing effects in the slepton mass matrices, which give rise to flavour violating charged leptonic decays through loop-induced processes. These flavour violating effects are strongly dependent on the neutrino Yukawa matrix,  $Y_\nu$  whose entries are generically unknown. Fortunately, the seesaw mechanism fits nicely within the larger picture of SUSY Grand Unification (GUTs) especially in models based on  $SO(10)$  gauge groups. A quite general feature of SUSY  $SO(10)$  is the relation among the  $Y_\nu$  and up-quark Yukawa matrix  $Y_u$  eigenvalues, which ensures that at least one of the neutrino Yukawa is as large as the top Yukawa  $y_t$  [4].

In previous works [4, 5], we considered two benchmark cases in which the mixing angles in  $Y_\nu$  were either minimal (CKM-like) or maximal (PMNS-like). In those works, we have studied the implications of these two benchmark scenarios for the (indirect) discovery potential of SUSY in the various up-coming experiments like MEG, PRISM/PRIME, and super-B factories. We have found that experimental sensitivity of these experiments can be quite complementary with the direct discovery machine, Large Hadron Collider (LHC) at CERN and in some cases, could far outreach the sensitivity of LHC itself. These latter cases are the ones which have large (maximal) mixing in the neutrino Yukawa couplings going by the name, PMNS-case. A particular feature of this case, is that some of the LFV processes, such as  $\mu \rightarrow e \gamma$ , turn out to be dependent on the so far unknown  $U_{e3}$  entry of the mixing matrix  $U_{\text{PMNS}}$ . The aim of the present paper is to study the correlation between the unknown entry  $U_{e3}$  of the PMNS mixing matrix of neutrinos, and the LFV decay,  $\mu \rightarrow e \gamma$ , in a  $SO(10)$  scenario with mSUGRA boundary conditions. To this extent, we will treat the low energy value of  $U_{e3}$  as an independent parameter varying between  $0 \lesssim U_{e3} \lesssim U_{e3}(\text{CHOOZ})$  [6].

In studying the variation of the  $\text{BR}(\mu \rightarrow e + \gamma)$  with respect to the unknown neutrino mixing

angle  $U_{e3}$  a crucial factor turns out to be the RG effects on the neutrino mass matrices themselves from the weak scale to the scale of right handed neutrinos and further up to the GUT scale (in terms of the seesaw parameters). The main point is that even small  $U_{e3}$  can be sufficient to generate large corrections to the BR, thanks to running effects of  $U_{e3}$  itself. In fact, the crucial parameter in computing  $\text{BR}(\mu \rightarrow e + \gamma)$  turns out to be the high-energy value of  $U_{e3}$ , instead the low-energy one, which can be measured by neutrino oscillations experiments. Even small values of the  $U_{e3}$  generated at the high scale  $\sim \mathcal{O}(10^{-3} - 10^{-4})$  could significantly modify the RG generated flavour off-diagonal entries in the slepton mass matrices and thus enhancing the branching ratios. Perhaps, the most striking aspect of this appears in the predictions of the branching ratios for  $\mu \rightarrow e + \gamma$  at the MEG experiment in the SUSY-GUT parameter space being probed by LHC. In fact, including these effects would enhance the predictions for the branching ratios by an order to a couple of orders of magnitude, and thus predicting a positive signature for  $\mu \rightarrow e + \gamma$ , at least in the large  $\tan\beta$  regime. This particular aspect has been already pointed in passing in our previous work [5]. More recently, the correlation between  $U_{e3}$  and other low energy observables in a purely bottom-up approach has been the subject of a thorough analysis of Antusch et al. [7]. We'll comment more about the complementarity of their analysis with our present study. Finally, we note that we resort to purely phenomenological approach without worrying about aspects of flavour model building and origins of  $U_{e3}$  and other mixing angles in this work. Such an interesting and important analysis will be treated elsewhere.

In the present work, we study the implications of *running*  $U_{e3}$  within the context of SUSY-GUTs. An important point to emphasize is that in SUSY-GUTs there exist other LFV contributions, which rely on the running from the superlarge scale of supergravity breaking down to the GUT scale and are independent of  $U_{e3}$ . This paper intends to study the interplay of the two above mentioned sources of LFV for the observability of  $\mu \rightarrow e + \gamma$ . The two sources will be discussed and compared in Sect. II and III. The main conclusions will be drawn in Sect. IV.

## II. RUNNING $U_{e3}$ AND $(\Delta_{LL})_{12}$

The correlation between  $U_{e3}$  and  $\mu \rightarrow e + \gamma$  within the context of SUSY seesaw has been pointed out long ago [10] and further reviewed by various authors in the recent times [3, 7]. In SUSY seesaw models, the crucial point is the strong dependence of LFV effects on the unknown  $Y_\nu$  matrix. Such uncertainty is due to the fact that the high-energy parameters entering the seesaw mechanism ( $Y_\nu$ ,  $M_R$ ) cannot be obtained in terms of the low-energy neutrino masses and mixings ( $m_{\nu_k}$ ,  $U_{PMNS}$ ),

simply because the number of the high-energy parameters is larger. Even within a general SUSY  $SO(10)$  framework where the eigenvalues of  $Y_\nu$  are related to the up-quark Yukawas, it is necessary to make assumptions about the mixing structure of  $Y_\nu$ . An interesting possibility is the case in which the mixing angles result to be PMNS-like. This is what we called PMNS (maximal) mixing case [4, 5]. Here the ‘left’-mixing present in the neutrino Yukawa matrix follows the neutrino mixing matrix and is given as :

$$Y_\nu = U_{\text{PMNS}} Y_u^{diag}, \quad (1)$$

The boundary condition given in Eq. (1) can be, for instance, achieved starting from the  $SO(10)$  superpotential [8]:

$$W_{SO(10)} = (Y_u)_{ij} \mathbf{16}_i \mathbf{16}_j \mathbf{10}_u + (Y_d)_{ii} \mathbf{16}_i \mathbf{16}_i \frac{\langle \mathbf{45} \rangle}{M_{\text{Planck}}} \mathbf{10}_d + (Y_R)_{ij} \mathbf{16}_i \mathbf{16}_j \mathbf{126} \quad (2)$$

where  $\mathbf{16}$  is the  $SO(10)$  matter representation ( $i, j$  are flavour indices),  $\mathbf{10}_u$ ,  $\mathbf{10}_d$ ,  $\mathbf{45}$  and  $\mathbf{126}$  are Higgs representations and  $Y_u$ ,  $Y_d$  and  $Y_R$  are Yukawa couplings. The term with  $\mathbf{126}$  uniquely gives rise to right-handed neutrinos masses.

In the case Eq. (1) holds, the correlation between  $U_{e3}$  and  $\mu \rightarrow e + \gamma$  arises naturally.

Note that the relation of Eq. (1) is valid at the high scale and thus it is important to evaluate all the entries of the RH-side of this equation at the high scale from their known values at the weak scale. Generically, given that neutrino running effects are small for hierarchical neutrino spectra, the running effects on the PMNS matrix appearing above are neglected. While this is true for the other two of the angles in the PMNS matrix, any small correction to  $U_{e3}$  can have significant impact on the value of the radiatively generated  $(\Delta_{LL})_{12}$  entry in the slepton mass matrix.

As is well known, the form of the Yukawa matrix feeds into the flavour violating  $LL$  entries of the slepton mass matrix through the well known RG effects. At the leading log level, this expression is given by :

$$(\Delta_{LL})_{i \neq j} = -\frac{3m_0^2 + A_0^2}{16\pi^2} \sum_k Y_{\nu ik} Y_{\nu kj}^\dagger \ln \left( \frac{M_X^2}{M_{R_k}^2} \right) \quad (3)$$

where  $m_0$  and  $A_0$  are the common soft scalar mass and trilinear coupling,  $M_{R_k}$  the right-handed neutrinos masses and  $M_X$  the energy scale at which the SUSY breaking terms appear (coincident, in our framework, with the  $SO(10)$  breaking scale). We have used the notation for the slepton mass matrices as

$$\mathcal{M}_l^2 = \begin{pmatrix} \Delta_{LL} & \Delta_{LR} \\ \Delta_{RL} & \Delta_{RR} \end{pmatrix}, \quad (4)$$

where all the entries on the RHS are matrices in flavour space. Expanding Eq.(3) using the neutrino Yukawas of Eq. (1) we have for the 12 or equivalently  $e\mu$  entry :

$$(\Delta_{LL})_{12} = -\frac{3m_0^2 + A_0^2}{16\pi^2} \left( y_t^2 U_{e3} U_{\mu 3}^* \ln \left( \frac{M_X^2}{M_{R_3}^2} \right) + y_c^2 U_{e2} U_{\mu 2}^* \ln \left( \frac{M_X^2}{M_{R_2}^2} \right) + y_u^2 U_{e1} U_{\mu 1}^* \ln \left( \frac{M_X^2}{M_{R_1}^2} \right) \right) \quad (5)$$

The  $U_{e3}$  dependence of  $(\Delta_{LL})_{12}$  is clear from the above equation. Importantly, as we see from above,  $U_{e3}$  couples with the dominant contribution  $\propto y_t^2 \sim \mathcal{O}(1)$ . As a consequence, a vanishing value of  $U_{e3}$  would strongly suppress the flavour violating mass insertion (MI) by a factor  $y_c^2/y_t^2 \sim 10^{-4}$ . For small values of  $U_{e3}$ , the term with top quark contribution would begin to dominate, once  $U_{e3}$  crosses the limit value :

$$|U_{e3}^{lim}| \approx \frac{y_c^2}{y_t^2} \frac{|U_{e2}| \cdot |U_{\mu 2}|}{|U_{\mu 3}|} \frac{\ln M_X - \ln M_{R_2}}{\ln M_X - \ln M_{R_3}} \sim \mathcal{O}(10^{-5}), \quad (6)$$

where we have taken  $M_X$  to be of the order  $10^{17}$  GeV. Here and throughout the paper, the best fit values [9] for the neutrino oscillations parameters were used ( $\Delta m_{\text{sol}}^2 = 7.9 \cdot 10^{-5} \text{ eV}^2$ ,  $\Delta m_{\text{atm}}^2 = 2.6 \cdot 10^{-3} \text{ eV}^2$ ,  $\sin^2 \theta_{12} = 0.3$ ,  $\sin^2 \theta_{23} = 0.5$ ), apart from  $U_{e3}$  that is considered as a free parameter, as mentioned above. Further, for illustrative purposes, here and later, we will be considering the limit where the low scale value of  $U_{e3} \rightarrow 0$ . The right-handed neutrinos masses  $M_{R_k}$  were obtained by solving the seesaw equation (this is possible without uncertainties thanks to the ansatz on the form of  $Y_\nu$ ). The values we found for the  $M_R$  eigenvalues are:

$$M_{R_1} = 3.4 \cdot 10^6 \text{ GeV}; \quad M_{R_2} = 2.9 \cdot 10^{10} \text{ GeV}; \quad M_{R_3} = 1.7 \cdot 10^{14} \text{ GeV} \quad (7)$$

The above analysis assumes a leading log approximation, where the RHS of the Eqs. (5, 6) are typically assumed to be constant and taken to be their weak scale values, whereas the full running, would take into consideration the running effects of the neutrino mixing parameters also appearing on the RHS of these equations. The important parameter here is  $U_{e3}$  which could be very small at the weak scale and could attain a non-negligible value at the high scale. To trace the  $U_{e3}$  evolution, we can use the following effective operator:

$$m_\nu(\mu) = Y_\nu(\mu) M_R^{-1}(\mu) Y_\nu^T(\mu) \quad (8)$$

The RGEs for (8) are given in the literature [11, 12]. From them, it is possible to estimate the generated  $U_{e3}$  at high energy. For instance, in the case of hierarchical neutrino spectrum

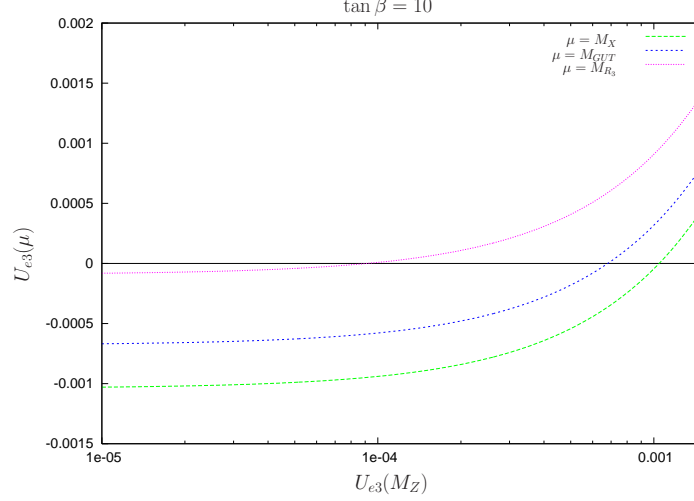


FIG. 1: Behaviour of high-scale values of  $U_{e3}$  for small  $U_{e3}(M_Z)$ . The neutrino spectrum is hierarchical and  $\tan \beta = 10$

( $m_{\nu_1} \ll m_{\nu_2} \ll m_{\nu_3}$ ) and barring the PMNS phases, one gets<sup>1</sup>:

$$\begin{aligned} \Delta U_{e3}^{hie}(M_W \rightarrow M_X) &\approx -\frac{1}{16\pi^2} \left[ y_\tau^2 \ln\left(\frac{M_X}{M_W}\right) + y_t^2 \ln\left(\frac{M_X}{M_{R_3}}\right) \right] U_{e1} U_{e2} U_{\mu 3} U_{\tau 3} \frac{m_{\nu_2} - m_{\nu_1}}{m_{\nu_3}} \\ &\sim -(\tan^2 \beta \cdot \mathcal{O}(10^{-6}) + \mathcal{O}(10^{-3})), \end{aligned} \quad (9)$$

where the first contribution  $\propto y_\tau^2$  comes from the ordinary MSSM RG corrections, whereas the second one  $\propto y_t^2$  is from neutrino Yukawa couplings above the seesaw scale. Thus even when  $U_{e3} \ll 10^{-3}$  at the weak scale, there is a generated  $\Delta U_{e3} \gtrsim 10^{-3}$  at the high scale, especially at the scale where it feeds into the slepton mass matrix. The RG-generated  $U_{e3}$  at the high scale would now become the dominant contribution to the LFV as long as the high-scale value of  $U_{e3}$  overwhelms the limit value given by Eq. (6). For  $\tan \beta \sim 10$  we see that, even without the top-quark-like contribution,  $\Delta U_{e3}$  far exceeds the limit value of  $U_{e3}$  (6). This RG generated contribution is *independent* of low-energy value of  $U_{e3}$  and would get generated at the high scale even when  $U_{e3}$  is zero. For larger values of  $U_{e3}$  this contribution would add to the low-energy number. This is best illustrated in the Fig. 1, where we plot the high-scale value of  $U_{e3}$  for a given value of  $U_{e3}$  at the weak scale <sup>2</sup> at three different high scales,  $M_{R_3}$ ,  $M_{GUT}$  and  $M_X$ . As we see from the figure,  $U_{e3}$  at the high scale takes a constant value below  $\sim \mathcal{O}(10^{-3} - 10^{-4})$  as a resultant of the RG correction as per Eq. (9).

<sup>1</sup> We will consider all parameters to be real and set phases to be zero in the present work. However there are some subtleties associated with such an assumption especially in the limit  $U_{e3}$  goes to zero, which we will elaborate in the text.

<sup>2</sup> For the rest of the neutrino parameters required for the running, we take  $m_1 = 0.001$  eV,  $\Delta m_{atm}^2 > 0$ .

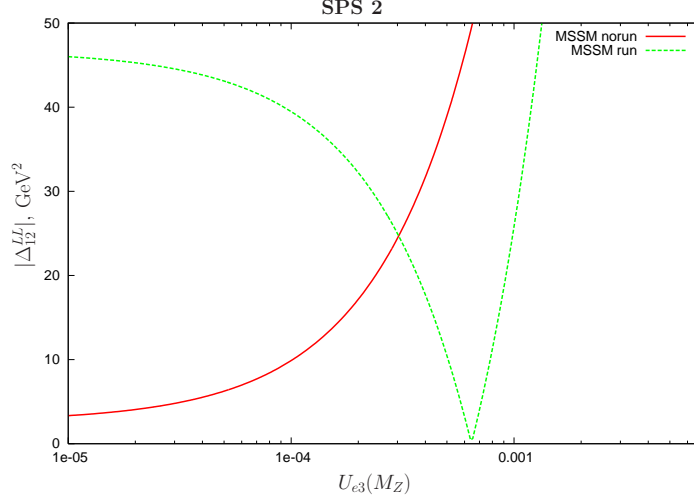


FIG. 2: Behaviour of  $\Delta_{12}^{LL}$  for small values of  $U_{e3}(M_Z)$ , in the point **SPS 2** ( $m_0 = 1450$  GeV,  $M_{1/2} = 300$  GeV,  $A_0 = 0$ ,  $\tan \beta = 10$ ) of the mSUGRA parameter space, with and without  $U_{e3}$  evolution.

It is interesting to compare the contributions in Eqs. (6) and (9). It is obvious that for reasonable values of  $\tan \beta$ , even without the consideration of the contribution  $\propto y_t^2$ , the RG generated  $U_{e3}$  is always larger than the limit value  $U_{e3}^{lim}$  irrespective of the value of the  $U_{e3}$  at the weak scale, even if it is zero. This implies  $(\Delta_{LL})_{12}$  will always have a constant contribution due to the RG generated  $U_{e3}$ . This is best demonstrated in Fig. 2 where we show the contrast in the variation of the  $(\Delta_{LL})_{12}$  with respect to  $U_{e3}$  when neutrino running effects are taken into consideration or neglected. As we see from the figure, even with small or vanishing values of  $U_{e3}$  at the weak scale,  $(\Delta_{LL})_{12}$  has a constant value which is much larger than the value of  $(\Delta_{LL})_{12}$  without taking into consideration the running effects.

The evaluation of the contribution related to the running of  $U_{e3}$  involves a subtlety which manifests itself in the above figure. This subtlety arises because of the evolution of  $U_{e3}$  and the unknown CKM-like phase,  $\delta$  of the  $U_{PMNS}$  matrix<sup>3</sup>. Note that in the limit  $U_{e3}$  goes to zero,  $\delta$  remains undefined. And the RGE for the  $\delta$  diverges [11]. In the present work, as we scan  $U_{e3}$  for very small values starting from zero,  $U_{e3}$  takes values which are negative at the high scale. Given that we have set all the phases to be zero in our work, this would correspond to the phase  $\delta$  assuming a value  $\pi$  at the high scale, if we insist on the standard CKM-like parameterisation for the  $U_{PMNS}$  matrix to be valid also at the high scale, where all the angles are defined to be in the first quadrant ( $0 < \theta_{13} < \pi/2$ ). Thus  $\delta$  jumps from zero to  $\pi$  after the inclusion of RGE corrections<sup>4</sup>.

<sup>3</sup> In standard notation  $U_{e3} \equiv \sin \theta_{13} e^{i\delta}$ . Here we use  $U_{e3}$  and  $\sin \theta_{13}$  interchangeably, since we set the phases to zero.

<sup>4</sup> For a nice discussion of this point, see [11].

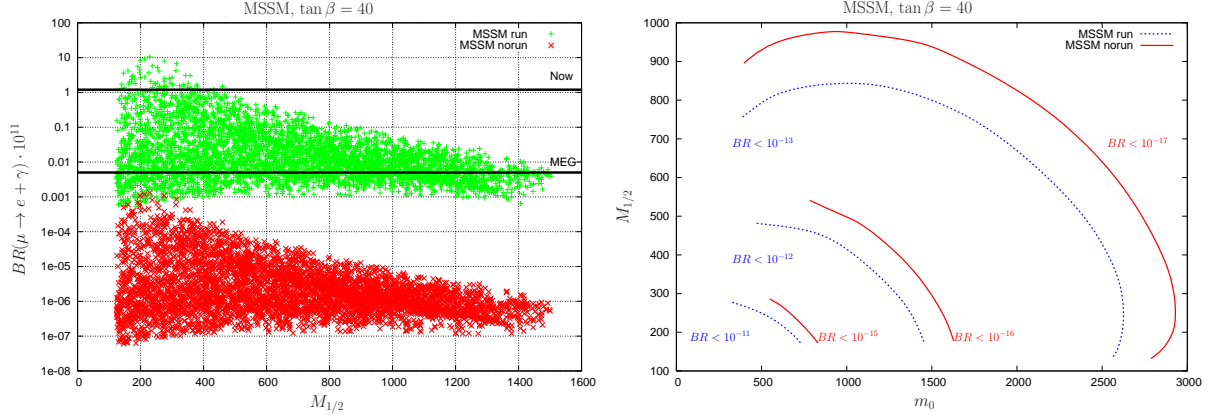


FIG. 3:  $BR(\mu \rightarrow e + \gamma)$  scatter and contour plot for  $U_{e3}(M_Z) = 0$  ( $\tan \beta = 40$ ,  $\mu > 0$ ), as a comparison between the *running* and *non-running*  $U_{e3}$  cases. The scatter plot is made by scanning the mSUGRA parameters ( $0 < m_0 < 5\text{TeV}$ ,  $0 < M_{1/2} < 1.5\text{TeV}$ ,  $-3m_0 < A_0 < 3m_0$ ) and keeping the points within an approximate LHC accessible region (i.e.  $m_{\tilde{t}} \leq 2.5\text{TeV}$ ). For the contour plot  $A_0 = 0$ .

Hence the contributions to  $(\Delta_{LL})_{12}$  proportional to  $y_t^2$  and  $y_c^2$  in Eq. (5) have opposite signs. As a consequence cancellations occur between the two contributions at the high scale as  $U_{e3}$  is varied. The exact cancellation occurs when the high scale  $U_{e3}$  value takes the  $U_{e3}^{lim}$  (6). A dip occurs in the  $(\Delta_{LL})_{12}$  when this happens as seen in Fig. 2 and correspondingly in the branching ratio<sup>5</sup>.

Finally, we demonstrate the effect of taking into account the RG corrections to the neutrino mass matrix on the scatter/exclusion plots of SUSY-RNMSSM parameter space in Figs. 3. We can see from the scatter plot that branching ratio increases by at least three orders of magnitude once running effects are taken into account, which can be traced to  $\Delta U_{e3}$  which is an order or two larger than the  $U_{e3}^{lim}$ . For large  $\tan \beta$  this increase is very significant: it brings most of the parameter space into the realm of MEG experiment (this is apparent in the scatter plot of Fig. 3 where  $\tan \beta = 40$ ). In terms of the exclusion plots in the  $(m_0, M_{1/2})$  plane, we see that taking into consideration the running effects largely enhances the region of parameter space probed indirectly by the MEG experiment. While the above two plots exhibit the particularly sizable effect of including the running of  $U_{e3}$  when  $\tan \beta$  is large, it should be noted that these effects are always present and would be significant for whatever value of  $\tan \beta$ .

Finally before we close this section, a few comments are in order. In the above analysis, we have parameterized the unknown  $U_{e3}$  by considering it as a free input parameter. We have further considered the limit where it tends to zero at the low scale to illustrate the effect of small values of

<sup>5</sup> For the impact of Majorana phases in  $BR(\mu \rightarrow e + \gamma)$ , please see [13].



$U_{e3}$  on the  $\text{Br}(\mu \rightarrow e, \gamma)$ . This has been done with a purely phenomenological perspective, without dealing with the possible flavour symmetries giving rise to the present experimentally determined form of the  $U_{\text{PMNS}}$  matrix.

The limit  $U_{e3}(M_Z) \rightarrow 0$  which we had discussed in this section, however needs further clarifications in this respect<sup>6</sup>. In the limit  $U_{e3} \rightarrow 0$ , the neutrino mass matrix can be thought of as having an additional (possibly discrete) symmetry [14]<sup>7</sup>. Unless this symmetry is broken, a non-zero value for  $U_{e3}$  cannot be achieved. Let's note that the simplest symmetries like the  $\mu \leftrightarrow \tau$  [15] are not really compatible with the  $SO(10)$  seesaw framework and Yukawa identification we have considered here<sup>8</sup>. In case there exists a flavour symmetry which does lead to  $U_{e3}(M_X) = 0$ , then one can assume that there exists some flavon fields breaking this symmetry, leading to a nonzero value of  $U_{e3}$  already at high scale. Below such breaking scale the flavour symmetry is no more effective and the RGEs are exactly as given in [11, 12]. If the flavour symmetry breaking also has a radiative origin, then effects could be similar in magnitude with RG effects. Thus, one can imagine partial cancellations between these two effects leading to small values of  $U_{e3}$  at the weak scale, without requiring a large fine tuning (as in the case  $U_{e3}(M_Z) \sim 10^{-4}$ ). On the other hand,  $U_{e3}$  itself can also be purely of radiative origin. Finally we note here what we need is only small value of  $U_{e3}$ :  $0 < U_{e3}(M_Z) < 10^{-3}$ , as in our case  $U_{e3}$  decreases from  $M_X$  to  $M_Z$  (due to absence of phases, the RG running carries the same sign at all stages), with the limit value  $U_{e3} \rightarrow 0$  only used to emphasize this case.

### III. RUNNING $U_{e3}$ AND DOUBLE FLAVOUR VIOLATING MI IN GUTS

So far most of the discussion in the previous sections has been focused on the impact of taking into consideration the RG effects of neutrino mass matrix within the context of RNMSSM. There we have assumed a  $U_{e3}^{lim}$  value which is similar in the context of SUSY-GUTs. However in SUSY-GUTs, additional RG running effects between  $M_X$  and  $M_{GUT}$  exist which can become dominant in some regions of the parameter space.

In terms of the so-called mass-insertion approximation [16], the main such contribution is a

---

<sup>6</sup> Incidentally, let's note that the current best fit value is  $U_{e3} = 0$  [9].

<sup>7</sup> This statement is typically defined in the basis where charged lepton mass matrix is diagonal.

<sup>8</sup> The required  $\mu \leftrightarrow \tau$  symmetric structure of the  $Y_\nu$  matrix cannot, for instance, be satisfied in the case of the  $Y_\nu$  eigenvalues having the same hierarchy of the  $Y_u$ .

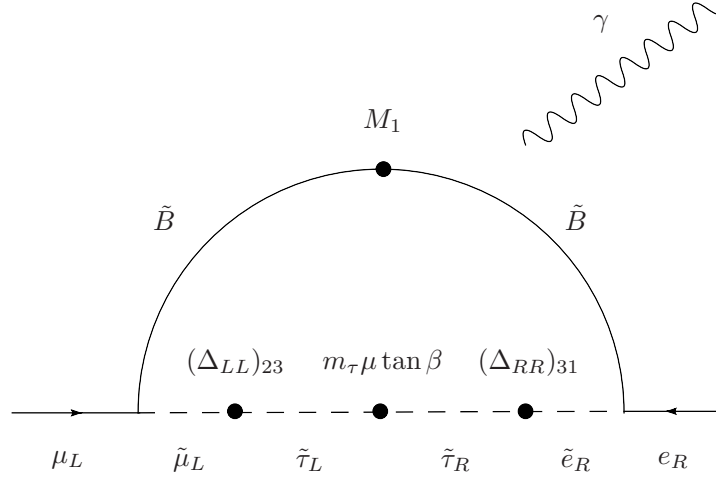


FIG. 4: Feynman diagram contributing to the double MI of Eq. (10).

double mass-insertion which generates an ‘effective’ LR flavour violating mass entry [5]:

$$(\delta_{LR})_{21}^{eff} = (\delta_{LL})_{23} \cdot \mu m_\tau \tan \beta \cdot (\delta_{RR})_{31} \quad (10)$$

where the  $\delta_{ij} \equiv \Delta_{ij}/m_{\tilde{l}}^2$ ; where  $\Delta_{ij}$  is already defined in Eq. (4) of the slepton mass matrix and  $m_{\tilde{l}}^2$  is the average slepton mass. The origin of such double mass-insertion is best depicted in the Feynman diagram in Fig. 4 [17]. This contribution, which is independent of  $U_{e3}$  would provide a flat contribution to the branching ratio irrespective of the value of  $U_{e3}$  at the weak scale. To discuss in detail, we will work in the  $SO(10)$  framework, where  $SO(10)$  is broken down to the Standard Model through an intermediate scale of  $SU(5)$  located at around  $10^{16}$  GeV. The various scales involved here can be summarised in the Fig. 5.

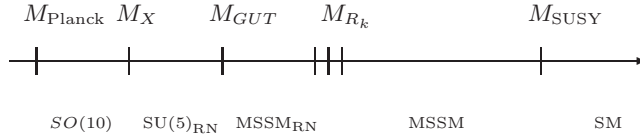


FIG. 5: Schematic picture of the energy scales involved in the model.

Given the impact of the  $U_{e3}$  running in SUSY-seesaw (Sect. II), one would expect that the  $U_{e3}$  proportional contribution would be the dominant force within the SUSY-GUT framework as the neutrino mass matrix running effects are larger. However, the double flavour violating MI Eq. (10) which is independent  $U_{e3}$  could become dominant in some regions of the parameter space. In these regions the running of  $U_{e3}$  would have no *strong impact* on the total branching ratio. The

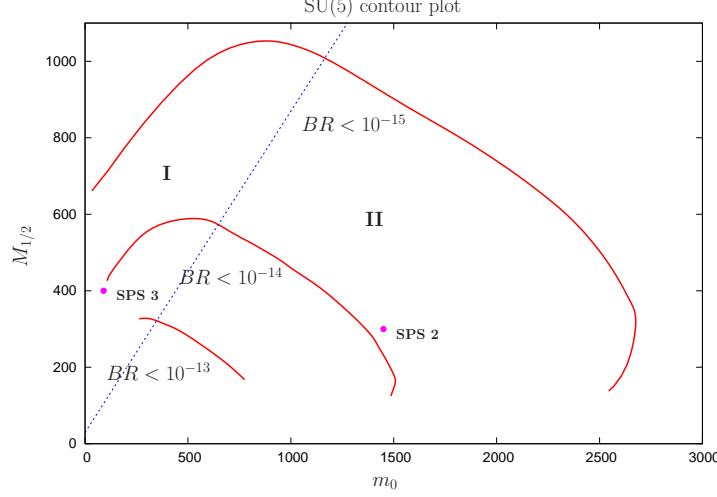


FIG. 6:  $U_{e3}(M_Z) = 0$  contour plots at fixed  $\text{BR}(\mu \rightarrow e + \gamma)$  with  $A_0 = 0$ ,  $\tan \beta = 10$  for SU(5) ( $\Delta m_{atm} > 0$ ,  $m_1 = 10^{-3}\text{eV}$ ). Two regions of the  $(m_0, M_{1/2})$  plane are defined: I where the dominant contribution to  $\text{BR}(\mu \rightarrow e + \gamma)$  is given by  $(\delta_{LL})_{23}(\delta_{RR})_{13}$ ; II where  $(\delta_{LL})_{12}$  dominates.

interplay between these two effects is best demonstrated in Fig. 6<sup>9</sup>.

Fig. 6 shows the contour plots at fixed  $\text{BR}(\mu \rightarrow e + \gamma)$  in the plane  $(m_0, M_{1/2})$  of the mSUGRA parameter space, for  $U_{e3} = 0$ , normal neutrino hierarchy and lightest neutrino mass  $m_1 = 10^{-3}\text{eV}$ ; the other mSUGRA parameters are set to be:  $A_0 = 0$ ,  $|\mu| > 0$  and  $\tan \beta = 10$ . The diagonal line in the center of the figure are the points where the contribution of the double insertion  $(\Delta_{LL})_{23}(\Delta_{RR})_{13}$  is equal to the  $(\Delta_{LL})_{12}$ . This line divides into two regions the  $(m_0, M_{1/2})$  plane: region I where the double insertion dominates, and region II where  $(\Delta_{LL})_{12}$  forms the main contribution. Thus though generically,  $(\Delta_{LL})_{12}$  dominates the amplitudes for  $\mu \rightarrow e + \gamma$ , for extremely small values of  $U_{e3}$ , the contributions of  $(\Delta_{LL})_{12}$ , enhanced by the running of  $U_{e3}$ , and the double MI can be competing in some regions of the SUSY parameter space.

The benchmark points **SPS 3** ( $m_0 = 90 \text{ GeV}$ ,  $M_{1/2} = 400 \text{ GeV}$ ,  $A_0 = 0$ ,  $\tan \beta = 10$ ) and **SPS 2** ( $m_0 = 1450 \text{ GeV}$ ,  $M_{1/2} = 300 \text{ GeV}$ ,  $A_0 = 0$ ,  $\tan \beta = 10$ ) lie respectively in region I and in region II. The competition between these two contributions is evident in Fig. 7, where  $\text{BR}(\mu \rightarrow e + \gamma)$  is plotted as a function of  $U_{e3}(M_Z)$  considering only one contribution at a time (i.e. putting the other ones to zero) in the two different regions I (**SPS 3**) and II (**SPS 2**). As we can see from the figures, in both the cases, above  $\sim 10^{(-3)}$ , the  $(\Delta_{LL})_{12}$  contribution dominates. However, below

<sup>9</sup> In making this figure, we have taken,  $M_{GUT} \sim 2 \cdot 10^{16}\text{GeV}$ ,  $M_X \sim 5 \cdot 10^{17}\text{GeV}$ . The numerical routine computes the rates of LFV processes by using the exact masses and mixings of the SUSY particles, obtained from full 1-loop RGE evolution of the mSUGRA parameters. The high-energy values of fermion masses and mixings are set by evolving them from the e.w. scale up to  $M_X$ . For more details about the numerical routine, we refer to [5].

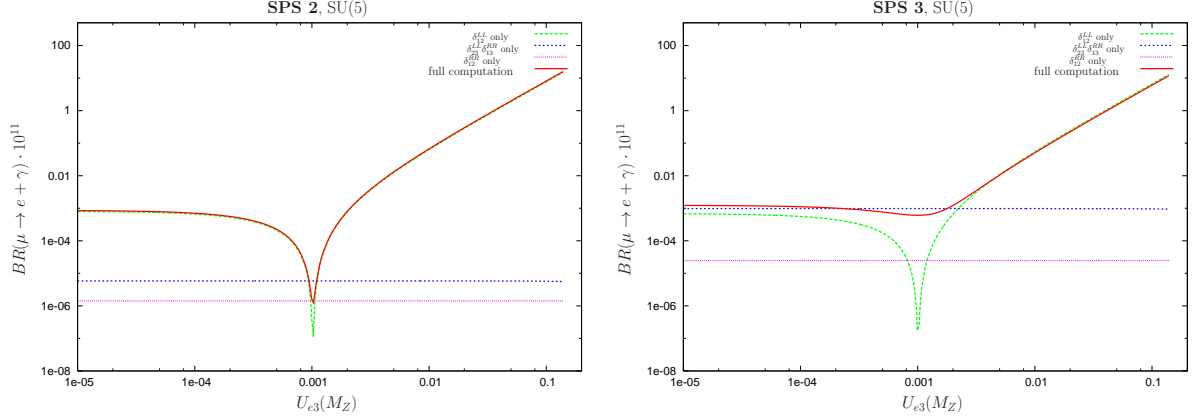


FIG. 7: Different SU(5) contributions to  $BR(\mu \rightarrow e + \gamma)$  for the benchmark points, as a function of low-energy  $U_{e3}$ .

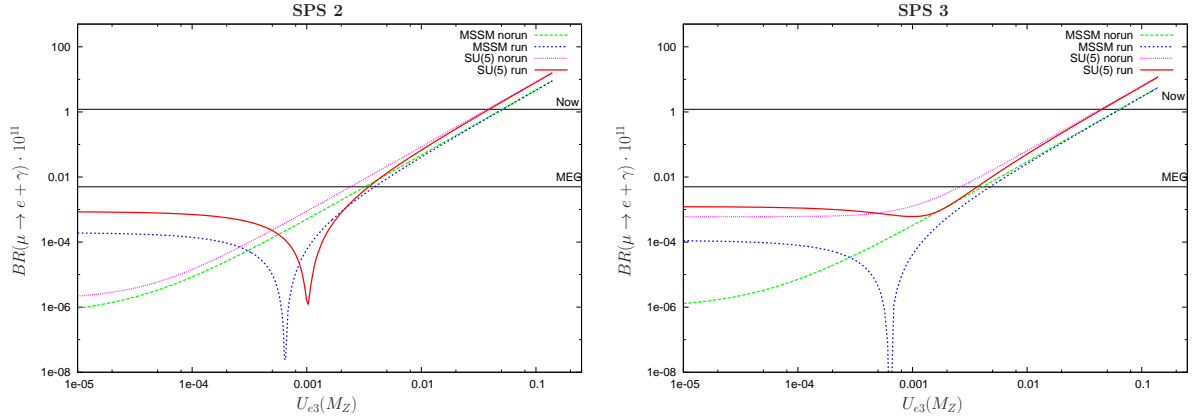


FIG. 8:  $BR(\mu \rightarrow e + \gamma)$  as a function of  $U_{e3}(M_Z)$  in the **SPS 2**, **SPS 3** benchmark points of the mSUGRA parameter space ( $\Delta m_{atm} > 0$ ,  $m_1 = 10^{-3}\text{eV}$ ). The plots show the effect of switching on the  $U_{e3}$  running both for MSSM and SU(5).

that value, in the case of **SPS 2**, the running effects of  $U_{e3}$  become very crucial, whereas in the case of **SPS 3**, the double flavour violating mass insertion dominates. Finally we note that the  $U_{e3}$  dependent minima in the  $(\Delta_{LL})_{12}$  contribution are due to the cancellation of two dominant contributions as discussed in the previous section.

It would be interesting to compare the effect of running in both the case of GUT theories and in RNMSSM. In Fig. 8, we plot the total branching ratios with and without taking the running effects for case of RNMSSM and SUSY-SU(5). In RNMSSM the  $U_{e3}$  running gives, for small low-energy values, an order of magnitude enhancement of the BR with respect to the sub-dominant  $y_c$  contribution. In SU(5) such enhancement is almost hidden by pure SU(5) effect in the case of **SPS 3** that lies in region I, while it results dominant effects for **SPS 2**.

So far we have been discussing the RG effects of  $U_{e3}$  within the context of hierarchical neutrino

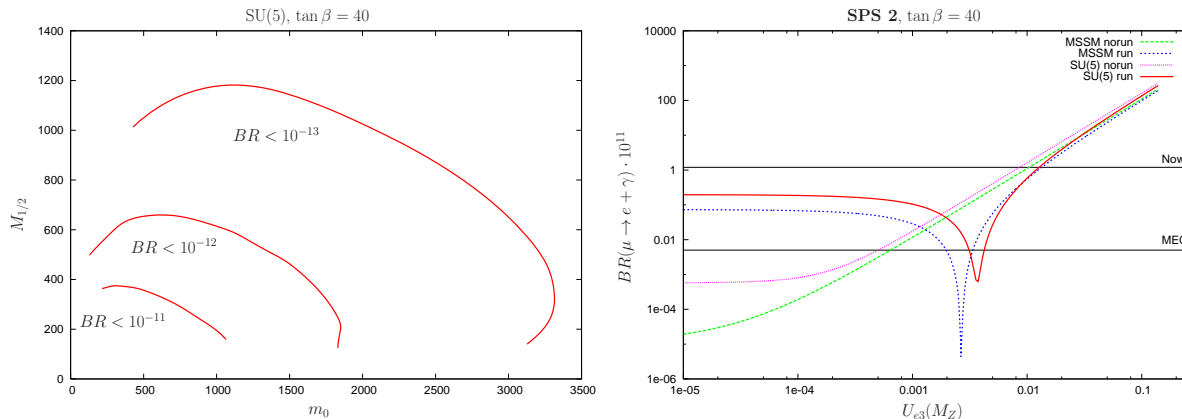


FIG. 9:  $U_{e3}(M_Z) = 0$  contour plot and  $BR(\mu \rightarrow e + \gamma)$  vs.  $U_{e3}(M_Z)$  for  $\tan \beta = 40$ . The point considered for the second plot is **SPS 2** with  $\tan \beta = 40$  instead of 10.

spectrum. Different light neutrinos spectra could consistently change the above results. While in the case of degenerate spectrum (lightest neutrino mass  $\gtrsim 0.1\text{eV}$ ), we found similar results to the normal hierarchy (even if this the degenerate case should be more sensitive to the change of phases). The so-called inverted hierarchy ( $\Delta m_{atm} < 0$ ,  $m_{\nu_3} = 10^{-3}\text{eV}$ ) doesn't give enhancement effects due to the  $U_{e3}$  running comparable to the normal hierarchy case. This is as expected from the direct proportionality of  $\Delta U_{e3}$  to the lightest neutrino mass  $m_{\nu_3}$  [11]. Moreover in this latter case, the scales of right handed neutrinos are much closer to the GUT scale and thus even the pure SU(5) effects coming from double MI which can enhance the BR over the  $y_c$  contribution are smaller compared to the normal hierarchical case.

Finally, we consider what happens in the case of  $\tan \beta = 40$ . We find that for small values of  $U_{e3}$  the dependence of the branching ratio on  $\tan \beta$ , where  $(\delta_{LL})_{12}$  gives the dominant contribution, is not the usual  $\propto (\tan \beta)^2$ , because  $\tan \beta$  would also affect the running of  $U_{e3}$  (and  $(\delta_{LL})_{12} \propto U_{e3}$ ). The result is that the enhancement of branching ratio at  $\tan \beta = 40$  with respect to  $\tan \beta = 10$  is much larger than the usual scaling factor of 16. This can be seen in Fig. 9, where the SU(5) contour plot and  $BR(\mu \rightarrow e + \gamma)$  for **SPS 2** with  $\tan \beta = 40$  instead of 10 are plotted.

#### IV. FINAL REMARKS

The unknown neutrino mixing angle  $U_{e3}$  is an object of much speculation and interest for neutrino mass model builders as well as for experimentalists. While we have no clue on the value of this angle, except for an upper bound of  $|U_{e3}| \lesssim 0.14$ , it could as well take very small values even reaching zero at the weak scale. Over the past few years, various strategies have been devised to

probe  $U_{e3}$  down to values of  $\mathcal{O}(10^{-2})$  [18]. While these experiments probe  $U_{e3}$  at weak scale values, SUSY-seesaw based models give information about the high-scale values of  $U_{e3}$  through indirect measurements of decay rates such as  $\mu \rightarrow e + \gamma$  at dedicated facilities like MEG [19]. In the present paper, we have stressed the importance of considering RG running effects on the neutrino mass matrices while making such a correlation between weak scale measurements and high-scale probes of  $U_{e3}$ , which has been neglected in earlier works [20].

Let's make a final consideration on the link between the value of  $U_{e3}$  (at the low-energy scale at which we hope to measure it soon) and  $\text{BR}(\mu \rightarrow e + \gamma)$ . The key-point is the assumption that the angles entering the diagonalization of the neutrino Yukawa matrix  $Y_\nu$  are linked to those connected with the diagonalization of the mass matrix of physical neutrinos, i.e. the PMNS angles. If this is the case, then, independently of what we assume for the value of the  $Y_\nu$  eigenvalues, it is possible that the running of  $U_{e3}$  from the electroweak scale up to  $M_X$  induces an effect on it of  $\mathcal{O}(\tan^2 \beta \cdot 10^{-6})$ . Hence, even if future measurements of  $U_{e3}$  would lead to very small values of it, such running effects could provide contributions to  $U_{e3}$  so large that a  $\text{BR}(\mu \rightarrow e + \gamma)$  accessible to the MEG experiment could occur if some large neutrino coupling is present. This is the main point of our present analysis where a top-down approach with an underlying  $SO(10)$  symmetry is taken. An analogous investigation [7] where a bottom-up phenomenological approach was considered also had similar conclusions. The main difference between the two approaches concerns the information about the size of the neutrino Yukawa couplings. In our  $SO(10)$  framework, we can correlate  $Y_\nu$  with  $Y_u$ , hence obtaining the large contribution from the running from  $M_R$  up to  $M_X$  in Eq. (5). Also, assuming such a GUT underlying structure allowed us to include the effects due to the running above  $M_{GUT}$  of Eq. (10).

In conclusion, let us stress again that taking running effects into account could in principle lead to a “constant” enhancement of the value of  $U_{e3}$  at the high scale, bringing  $\mu \rightarrow e + \gamma$  into the realm of MEG for SUSY parameter space regions which were previously excluded without the inclusion of such running.

We have not addressed the important and interesting issue of origins of neutrino mixing angles particularly  $U_{e3}$ , treating it as a free parameter. The question of low values of  $U_{e3}$  at the weak scale, when the radiative corrections themselves are as large as  $\sim 10^{-3}$  would deserve more attention as it points out to cancellations within the parameters of the model and radiative corrections. We hope to deal with this issue at a later date.

The correlation of  $U_{e3}$  and flavour violating effects continue to be important in the context of SUSY-GUTs and any measurement of flavour violation at MEG could lead to shedding some light

on either  $U_{e3}$  or on the parameter space of SUSY-GUTs.

**Acknowledgements** SKV acknowledges support from Indo-French Centre for Promotion of Advanced Research (CEFIPRA) project No: 2904-2 ‘Brane World Phenomenology’. He is also partially supported by INTAS grant, 03-51-6346, CNRS PICS # 2530, RTN contract MRTN-CT-2004-005104 and by a European Union Excellence Grant, MEXT-CT-2003-509661. LC, AF and AM thank the PRIN ‘Astroparticle Physics’ of the Italian Ministry MIUR and the INFN ‘Astroparticle Physics’ special project. We also acknowledge support from the RTN European program MRTN-CT-2004-503369 ‘The Quest for Unification’ and MRTN-CT-2006-035863 ‘UniverseNet’. LC thanks the Ecole Polytechnique–CPHT for hospitality. LC, AM and SKV also thank the CERN Theory Group for hospitality during various stages of this work. We thank S. Antusch, M. J. Herrero and A. Teixeira for bringing to our notice their work which is related to the topic discussed here. In particular, AM acknowledges an interesting discussion with M. J. Herrero. LC thanks P. Paradisi and O. Vives for useful comments and suggestions.

- 
- [1] F. Borzumati, A. Masiero, Phys. Rev. Lett. **57** (1986) 961.
  - [2] See, for example: J. A. Casas, A. Ibarra, Nucl. Phys. **B618** (2001) 171 [arXiv:hep-ph/0103065]; S. Davidson and A. Ibarra, JHEP **0109**, 013 (2001) [arXiv:hep-ph/0104076]; P. H. Chankowski, J. R. Ellis, S. Pokorski, M. Raidal, K. Turzynski, Nucl. Phys. **B690** (2004) 279-301 [arXiv:hep-ph/0403180]; T. Fukuyama, T. Kikuchi, N. Okada, Phys. Rev. **D68** (2003) 033012 [arXiv:hep-ph/0304190]; J. Hisano, T. Moroi, K. Tobe, M. Yamaguchi, Phys. Rev. **D53** (1996) 2442 [arXiv:hep-ph/9510309]; J. I. Illana and M. Masip, Eur. Phys. J. C **35**, 365 (2004) [arXiv:hep-ph/0307393]; I. Masina, C. Savoy, Nucl. Phys. **B661** (2003) 365 [arXiv:hep-ph/0211283]; S. T. Petcov, W. Rodejohann, T. Shindou, Y. Takanishi, Nucl. Phys. **B739** (2006) 208 [arXiv:hep-ph/0510404], and references therein.
  - [3] A. Masiero, S. K. Vempati, O. Vives, New. J. Phys. **6** (2004) [arXiv:hep-ph/0407325].
  - [4] A. Masiero, S. K. Vempati, O. Vives, Nucl. Phys. **B649** (2003) 189 [arXiv:hep-ph/0209303].
  - [5] L. Calibbi, A. Faccia, A. Masiero and S. K. Vempati, Phys. Rev. D **74** (2006) 116002 [arXiv:hep-ph/0605139].
  - [6] M. Apollonio *et al.* [CHOOZ Collaboration], Phys. Lett. B **466** (1999) 415 [arXiv:hep-ex/9907037].
  - [7] S. Antusch, E. Arganda, M. J. Herrero and A. M. Teixeira, JHEP **0611** (2006) 090 [arXiv:hep-ph/0607263].
  - [8] T. Moroi, Phys. Lett. B **493** (2000) 366 [arXiv:hep-ph/0007328]; D. Chang, A. Masiero and H. Murayama, Phys. Rev. D **67** (2003) 075013 [arXiv:hep-ph/0205111].
  - [9] M. Maltoni, T. Schwetz, M. A. Tortola and J. W. F. Valle, New J. Phys. **6**, 122 (2004) [arXiv:hep-ph/0405172]. On-line version updated on June 2006.

- [10] J. Sato, K. Tobe, T. Yanagida, Phys. Lett. B **498** (2001) 189 [arXiv:hep-ph/0010348].
- [11] S. Antusch, J. Kersten, M. Lindner, Nucl. Phys. **B674** (2003) 401 [arXiv:hep-ph/0305273]; S. Antusch, J. Kersten, M. Lindner, M. Ratz, M. A. Schmidt, JHEP **0503** (2005) 024 [arXiv:hep-ph/0501272].
- [12] P. H. Chankowski, S. Pokorski, Int. J. Mod. Phys. **A17** (2002) 575 [arXiv:hep-ph/0110249].
- [13] S. T. Petcov, T. Shindou, Y. Takanishi, Nucl. Phys. **B738** (2006) 219 [arXiv:hep-ph/0508243].
- [14] W. Grimus, A. S. Joshipura, S. Kaneko, L. Lavoura, H. Sawanaka and M. Tanimoto, Nucl. Phys. B **713** (2005) 151 [arXiv:hep-ph/0408123].
- [15] See, for example: R. N. Mohapatra, JHEP **0410** (2004) 027 [arXiv:hep-ph/0408187].
- [16] L. J. Hall, V. A. Kostelecky and S. Raby, Nucl. Phys. B **267** (1986) 415.
- [17] For a recent detailed study of the LFV mass-insertions, please see: P. Paradisi, JHEP **0510** (2005) 006 [arXiv:hep-ph/0505046].
- [18] P. Huber, M. Lindner, M. Rolinec, T. Schwetz, W. Winter, Phys. Rev. **D70** (2004) 073014 [arXiv:hep-ph/0403068].
- [19] Web page: <http://meg.psi.ch>
- [20] A. Masiero, S. Profumo, S. K. Vempati, C. E. Yaguna JHEP **0403** (2004) 046 [arXiv:hep-ph/0401138].