

# Dynamically generated $1^+$ heavy mesons

Feng-Kun Guo<sup>1,2,6,\*</sup>, Peng-Nian Shen<sup>2,1,4,5</sup>, and Huan-Ching Chiang<sup>3,1</sup>

<sup>1</sup>*Institute of High Energy Physics, Chinese Academy of Sciences,*

*P.O.Box 918(4), Beijing 100049, China<sup>†</sup>*

<sup>2</sup>*CCAST(World Lab.), P.O.Box 8730, Beijing 100080, China*

<sup>3</sup>*South-west University, Chongqing 400715, China*

<sup>4</sup>*Institute of Theoretical Physics, Chinese Academy of Sciences, P.O.Box 2735, China*

<sup>5</sup>*Center of Theoretical Nuclear Physics,*

*National Laboratory of Heavy Ion Accelerator, Lanzhou 730000, China*

<sup>6</sup>*Graduate University of Chinese Academy of Sciences, Beijing 100049, China*

(Dated: November 5, 2019)

By using a heavy chiral unitary approach, we study the  $S$  wave interactions between heavy vector meson and light pseudoscalar meson. By searching for poles of the unitary scattering amplitudes in the appropriate Riemann sheets, several  $1^+$  heavy states are found. In particular, a  $D^*K$  bound state with a mass of  $2.462 \pm 0.010$  GeV which should be associated with the recently observed  $D_{s1}(2460)$  state is obtained. In the same way, a  $B^*\bar{K}$  bound state ( $B_{s1}$ ) with mass of  $5.778 \pm 0.007$  GeV in the bottom sector is predicted. The spectra of the dynamically generated  $D_1$  and  $B_1$  states in the  $I = 1/2$  channel are also calculated. One broad state and one narrow state are found in both the charmed and bottom sectors. The coupling constants and decay widths of the predicted states are further investigated.

PACS numbers: 14.40.Lb, 12.39.Fe, 13.75.Lb, 13.25.Ft

Keywords:  $D_{s1}(2460)$ , heavy chiral unitary approach, dynamically generated states

---

<sup>†</sup> Corresponding address.

\*Electronic address: guofk@mail.ihep.ac.cn

## I. INTRODUCTION

In recent years, the discovery of various new hadron states stimulated much theoretical effort on the hadron spectrum. Among these states,  $D_{s0}^*(2317)$  and  $D_{s1}(2460)$  [1] are the most attractive ones, because the measured masses are larger than those predicted in terms of most phenomenological models [2](refer to the recent review article [3]). Many physicists presumed that these new states are conventional  $c\bar{s}$  mesons [2, 4], and the others believed that they might be exotic meson states, such as tetraquark states [5], molecular states [6, 7, 8, 9], or admixture of  $c\bar{s}$  with molecular component or tetraquark component [10], and etc.

In the corresponding non-strange sector, there are two confirmed  $D_1$  states. The narrow one is named as  $D_1(2420)$  with mass of  $2423.4 \pm 3.1$  MeV and width of  $25 \pm 6$  MeV, and the broad one is entitled as  $D_1(2430)$  with mass of  $2427 \pm 26 \pm 25$  MeV and width of  $384^{+107}_{-75} \pm 74$  MeV [11, 12]. Theoretically, the wide-width state with mass of 2325 MeV and narrow-width state with mass of 2552 MeV were declared in the  $\chi$ -SU(3) approach [7]. In Ref. [8], these two states were considered as quasi-bound states and were used to determine the unknown coupling constants in the next-to-leading order heavy chiral Lagrangian. The reproduced masses and widths are  $M_{D_1} = 2422$  MeV and  $\Gamma_{D_1} = 23$  MeV and  $M_{D_1'} = 2300$  MeV and  $\Gamma_{D_1'} = 300$  MeV, respectively. In many other references [13, 14, 15, 16, 17], these two states were proposed as the conventional  $c\bar{q}$  states, for instance, in Ref. [15], they were deliberated as the mixed  $^1P_1$  and  $^3P_1$   $c\bar{q}$  states with a mixing angle of  $\phi \approx 35^\circ$  obtained by fitting measured widths.

Since the  $D_{s0}^*(2317)$  and  $D_{s1}^*(2460)$  have the same quantum number  $I$ , the isospin, and  $S$ , the strangeness, except  $J$ , the total angular momentum, in the  $S$  wave  $DK$  and  $D^*K$  channels, respectively, it would be constructive to study the  $DK$  and  $D^*K$  interactions so that one can see whether these two states could have similar molecular structure. In the light hadron system, the chiral unitary approach (ChUA) has achieved great success in explaining the meson-meson and meson-baryon interactions [18, 19, 20, 21, 22, 23, 24, 25]. Some well known hadrons can be dynamically generated as the quasi-bound states of two mesons or a meson and a baryon [24], for instance, the lowest scalar states  $\sigma$ ,  $f_0(980)$ ,  $a_0(980)$ ,  $\kappa$  [19, 20, 21, 25], and etc. Then, the approach was extended to the heavy hadron system, called heavy chiral unitary approach (HChUA) [26]. In terms of such an approach,

the  $S$  wave interaction between the heavy meson and light pseudoscalar meson was studied, and some bound states and resonances were predicted, for example,  $D_{s0}^*(2317)$  state as  $DK$  bound state at  $2.312 \pm 0.041$  GeV,  $B\bar{K}$  bound state at  $5.725 \pm 0.039$  GeV [26]. In the same approach,  $D_0^*$  and  $B_0^*$  in the  $(I, S) = (1/2, 0)$  channel were also investigated. As a result, one broad state and one narrow states were predicted in both the charmed and bottom sectors [26].

In this paper, we study the  $S$  wave interaction between heavy vector meson and light pseudoscalar meson and search for  $J^P = 1^+$  heavy mesons in both strange and non-strange sectors. The couplings of various coupled channels to the generated states and the decay width of the isospin symmetry violated process  $D_{s1}(2460)^+ \rightarrow D_s^{*+}\pi^0$  are studied as well.

## II. DYNAMICALLY GENERATED HEAVY-LIGHT $1^+$ STATES

To describe the interaction between the heavy vector meson and the light pseudoscalar meson, we employ a leading order heavy chiral Lagrangian [7, 27]

$$\mathcal{L} = -\frac{1}{4f_\pi^2}(\partial^\mu P^{*\nu}[\Phi, \partial_\mu \Phi]P_\nu^{*\dagger} - P^{*\nu}[\Phi, \partial_\mu \Phi]\partial^\mu P_\nu^{*\dagger}), \quad (1)$$

where  $f_\pi = 92.4$  MeV is the pion decay constant,  $P_\nu^*$  represents the heavy vector mesons with quark contents  $(Q\bar{u}, Q\bar{d}, Q\bar{s})$ , namely  $(D^{*0}, D^{*+}, D_s^{*+})$  and  $(B^{*-}, \bar{B}^{*0}, \bar{B}_s^*)$  for the charmed and bottom sectors, respectively, and  $\Phi$  denotes the octet Goldstone bosons in the  $3 \times 3$  matrix form

$$\Phi = \begin{pmatrix} \frac{1}{\sqrt{2}}\pi^0 + \frac{1}{\sqrt{6}}\eta & \pi^+ & K^+ \\ \pi^- & -\frac{1}{\sqrt{2}}\pi^0 + \frac{1}{\sqrt{6}}\eta & K^0 \\ K^- & \bar{K}^0 & -\frac{2}{\sqrt{6}}\eta \end{pmatrix}. \quad (2)$$

We are interested in  $(I, S) = (0, 1)$  and  $(I, S) = (1/2, 0)$  systems. Usually, such a system can be characterized by its own isospin. Based on the Lagrangian in Eq. (1), the amplitude with a definite isospin can be written as

$$V_{ij}^I(s, t, u) = -\frac{C_{ij}^I}{4f_\pi^2}(s - u), \quad (3)$$

where  $i$  and  $j$  denote the initial state and the final state, respectively, and  $s, t, u$  are usual Mandelstam variables. In the  $I = 0$  case, there are two coupled channels. The channel label  $i = 1$  and  $2$  specify the  $D^*K$  ( $B^*\bar{K}$ ) and  $D_s^*\eta$  ( $B_s^*\eta$ ) channels in the charmed (bottom)

sector, respectively. In the  $I = 1/2$  case, three coupled channels exist. The channel label  $i = 1, 2$  and  $3$  in this case denote the  $D^*\pi$  ( $B^*\pi$ ),  $D^*\eta$  ( $B^*\eta$ ) and  $D_s^*\bar{K}$  ( $B_s^*K$ ) in the charmed (bottom) sector, respectively. The corresponding coefficients  $C_{ij}^I$  are tabulated in Table I.

TABLE I: Coefficients  $C_{ij}^I$  in Eq. (3).

$C_{11}^0$	$C_{12}^0$	$C_{22}^0$	$C_{11}^{1/2}$	$C_{12}^{1/2}$	$C_{22}^{1/2}$	$C_{13}^{1/2}$	$C_{23}^{1/2}$	$C_{33}^{1/2}$
$-2$	$\sqrt{3}$	$0$	$-2$	$0$	$0$	$-\frac{\sqrt{6}}{2}$	$-\frac{\sqrt{6}}{2}$	$-1$

In ChUA, the unitary scattering amplitude can be expressed by the algebraic Bethe-Salpeter equation [19]. The full unitary amplitude for the  $S$  wave scattering of vector and light pseudoscalar mesons can be written as [7, 24]

$$T^I(s) = -[1 + V^I(s)G(s)(1 + \frac{q_{on}^2}{3M_V^2})]^{-1}V^I(s), \quad (4)$$

where the polarization vectors are dropped because they are irrelevant to the pole searching. In the equation,  $M_V$  is the mass of the vector meson in the meson loop and  $q_{on}$  represents the on-shell three-momentum in the center of mass frame.  $V^I(s)$  is in the matrix form with its elements being the  $S$  wave projections of  $V_{ij}^I(s, t, u)$ . The non-zero element of the diagonal matrix  $G(s)$  is two-meson loop integral

$$G_{ii}(s) = i \int \frac{d^4q}{(2\pi)^4} \frac{1}{q^2 - m_\phi^2 + i\varepsilon} \frac{1}{(p_1 + p_2 - q)^2 - M_V^2 + i\varepsilon}, \quad (5)$$

where  $m_\phi$  is the mass of the light pseudoscalar meson in the loop. The loop integral is calculated in terms of the dispersion relation with a pre-selected subtraction constant  $a(\mu)$  [21]. The subtraction constant can be fixed by matching the calculated loop integral with that calculated by using the three-momentum cut-off method [26]. The matching point is taken at  $M_{D^*} + m_K$  for the charmed sector and  $M_{B^*} + m_K$  for the bottom sector, respectively, because we are interested in the energy region around the threshold. With the same consideration shown in Ref. [26], the estimated three-momentum cutoff  $q_{max}$  is in the region of  $0.8 \pm 0.2$  GeV. The corresponding values of  $a(\mu)$  and  $q_{max}$  are tabulated in Table II. The resultant loop integration curves in two different methods are plotted in Fig. 1. It is shown that they are very similar with each other in the region around the matching point. With the estimated  $a(\mu)$  values, the unitary scattering amplitudes can be calculated.

TABLE II: Corresponding  $a(\mu)$  values and  $q_{max}$  values with  $\mu = m_D$  for the charmed sector and  $\mu = m_B$  for the bottom sector, respectively.

$q_{max}$ (GeV)	0.6	0.8	1.0
$a(m_D)$	-0.639	-0.714	-0.752
$a(m_B)$	-0.0764	-0.101	-0.113

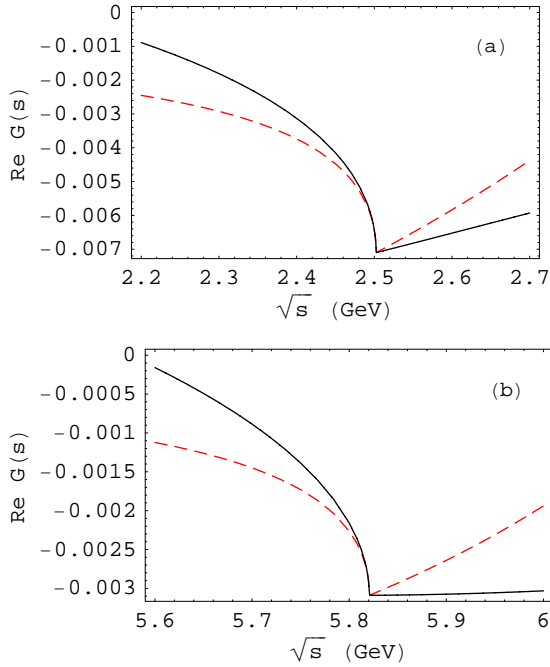


FIG. 1: The real part of the loop integral calculated by using the cut-off method (dashed lines) and the dispersion relation method (solid lines). (a)  $D^*K$  loop, (b)  $B^*\bar{K}$  loop.

The poles of the full scattering amplitudes in the  $I = 0$ ,  $S = 1$  channel in both the charmed sector and bottom sector are searched first. It is shown that on the first Riemann sheet of the energy plane, there is a pole located in the real axis below the lowest threshold of the coupled channels in either the charmed sector or the bottom sector. The resultant pole positions with different  $a(\mu)$ , which correspond to  $q_{max} = 0.6, 0.8$  and  $1.0$  GeV, are tabulated in Table III, respectively. These poles are apparently associated with the  $D^*K$  bound state and the  $B^*\bar{K}$  bound state, respectively. More specifically, when  $a(m_D) = -0.714$ ,

TABLE III: Poles in the  $(I, S) = (0, 1)$  case.

$q_{max}$ (GeV)	0.6	0.8	1.0
$D_{s1}$ (GeV)	2.472	2.459	2.452
$B_{s1}$ (GeV)	5.785	5.775	5.771

corresponding to  $q_{max} = 0.8$  GeV, the mass of the  $D^*K$  state ( $D_{s1}$ ) is about 2459 MeV, which is quite consistent with the measured value of the  $D_{s1}(2460)$  state [11]

$$M_{D_{s1}(2460)} = 2458.9 \pm 0.9 \text{ MeV}. \quad (6)$$

Taking into account the uncertainty of the subtraction constant, the resultant masses of the  $D_{s1}$  state and the undiscovered  $B^*\bar{K}$  bound state, namely  $B_{s1}$ , are

$$\begin{aligned} M_{D_{s1}} &= 2.462 \pm 0.010 \text{ GeV}, \\ M_{B_{s1}} &= 5.778 \pm 0.007 \text{ GeV}. \end{aligned} \quad (7)$$

The predicted mass of the  $B^*\bar{K}$  bound state is consistent with the simply estimated value of 5778 MeV in Ref. [9].

In order to show the effect of the coupled  $D_s\eta$  ( $B_s\eta$ ) channel explicitly, we also present the single  $D^*K$  ( $B^*\bar{K}$ ) channel result in Table IV. It is shown that the single channel results are slightly larger than the coupled channel results. It implies that  $D_{s1}(2460)$  ( $B_{s1}$ ) can be regarded as a bound state of  $D^*K$  ( $B^*\bar{K}$ ) with a tiny component of  $D_s\eta$  ( $B_s\eta$ ).

TABLE IV: Poles in the  $(I, S) = (0, 1)$  case in the single channel approximation.

$q_{max}$ (GeV)	0.6	0.8	1.0
$D_{s1}$ (GeV)	2.478	2.467	2.462
$B_{s1}$ (GeV)	5.786	5.779	5.775

In the  $I = 1/2$ ,  $S = 0$  case, the poles are located on nonphysical Riemann sheets. Usually, for a certain energy if  $\text{Imp}_{cm}$  is negative in all the opened channels, the pole obtained would corresponds more closely with the physical one. There are two poles in the charmed (bottom)

TABLE V: Poles in the  $(I, S) = (\frac{1}{2}, 0)$  case.

$q_{max}$ (GeV)	0.6	0.8	1.0
$D_1$ (GeV)	$2.245 - i0.106$	$2.239 - i0.094$	$2.236 - i0.088$
	$2.599 - i0.043$	$2.585 - i0.044$	$2.578 - i0.043$
$B_1$ (GeV)	$5.586 - i0.118$	$5.579 - i0.108$	$5.576 - i0.103$
	$5.884 - i0.027$	$5.875 - i0.025$	$5.870 - i0.023$

sector. The width of the lower pole is broad and the width of the higher one is narrow. We tabulated these results in Table V. In the charmed (bottom) sector, the lower pole is located on the second Riemann sheet ( $\text{Imp}_{cm1} < 0$ ,  $\text{Imp}_{cm2} > 0$ ,  $\text{Imp}_{cm3} > 0$ , where  $p_{cmi}$  is the momentum of one of the interacting mesons in the center of mass frame in the  $i$ -th channel) and should be associated with the  $D^*\pi$  ( $B^*\pi$ ) resonance. Then, this state should easily decay into  $D^*\pi$  ( $B^*\pi$ ). The higher pole in the charmed (bottom) sector is found on the third Riemann sheet ( $\text{Imp}_{cm1} < 0$ ,  $\text{Imp}_{cm2} < 0$ ,  $\text{Imp}_{cm3} > 0$ ) and should be associated with an unstable  $D_s^*\bar{K}$  ( $B_s^*K$ ) bound state due to its narrow width. It should be mentioned that the pole structure here in the  $1^+$  states is very similar to that in the  $0^+$  states [26], but is different from that in the  $f_0(980)$  state where the  $f_0(980)$  corresponds to a pole on the second Riemann sheet and a shadow pole on the third Riemann sheet [28]. The source of the difference lies in that there are two channels, i.e.  $\pi\pi$  and  $K\bar{K}$  coupled to the  $f_0(980)$  states while there are three channels herein.

Because the structure on the curve of the absolute amplitude is closely related to structure in the invariant mass spectrum, to confirm the obtained pole structure of the amplitude, we plot the absolute values of unitary coupled-channel scattering amplitudes for the  $D^*\pi \rightarrow D^*\pi$  and  $D_s^*\bar{K} \rightarrow D^*\pi$  processes in the  $I = 1/2$  channel in Figs. 2 (a) and (b). There are a broad peak and a narrow dip in the  $D^*\pi \rightarrow D^*\pi$  scattering amplitude and two peaks in the  $D_s^*\bar{K} \rightarrow D^*\pi$  case. The two structures in the absolute scattering amplitude should associate with two different states. The situation in the bottom sector is the same and will not shown here.

Considering the uncertainty of  $a(\mu)$  in Table V, we predict the masses and the widths

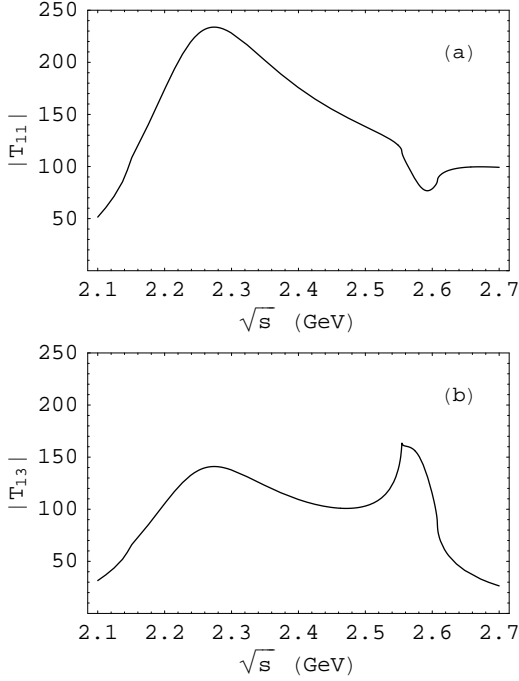


FIG. 2: The absolute values of unitary coupled-channel scattering amplitudes for  $D^*\pi \rightarrow D^*\pi$  and  $D_s^*\bar{K} \rightarrow D^*\pi$  processes in the  $I = 1/2$  channel. (a)  $D^*\pi \rightarrow D^*\pi$ , (b)  $D_s^*\bar{K} \rightarrow D^*\pi$ .

of the broad  $D_1$  and  $B_1$  states as

$$\begin{aligned} M_{D_1} &= 2.240 \pm 0.005 \text{ GeV}, & \Gamma_{D_1} &= 0.194 \pm 0.019 \text{ GeV}, \\ M_{B_1} &= 5.581 \pm 0.005 \text{ GeV}, & \Gamma_{B_1} &= 0.220 \pm 0.015 \text{ GeV}, \end{aligned} \quad (8)$$

respectively, and the masses and the widths of the narrow  $D_1$  and  $B_1$  states as

$$\begin{aligned} M_{D_1} &= 2.588 \pm 0.010 \text{ GeV}, & \Gamma_{D_1} &= 0.087 \pm 0.001 \text{ GeV}, \\ M_{B_1} &= 5.877 \pm 0.007 \text{ GeV}, & \Gamma_{B_1} &= 0.050 \pm 0.003 \text{ GeV}, \end{aligned} \quad (9)$$

respectively.

These results mean that if we believe that the corresponding states in the  $(I, S) = (0, 1)$  and  $(I, S) = (1/2, 0)$  cases have the same molecular state structure, the predicted two states should be observed. As mentioned in the Introduction, the two experimentally established  $1^+$  states  $D_1(2420)$  and  $D_1(2430)$  are compatible with the conventional  $c\bar{q}$  interpretation. Now, we have to explain why the predicted  $(I, S) = (1/2, 0)$  states have not been observed



yet. This could be understood from two aspects. (1) Because the predicted two  $D_1$  states are quasi-bound states of other two mesons, in the quark degrees of freedom there should be at least four quarks in the Fock space. Therefore, the production of such states would be suppressed in comparison with producing a  $c\bar{q}$  state due to the necessary creation of an additional quark anti-quark pair. (2) The widths of predicted  $D_1$  states are comparable with that of the corresponding conventional  $c\bar{q}$  state, so that the couplings between these states to the  $D^*\pi$  state would be similar with the  $c\bar{q}$  states. In other words, the signals of the predicted  $D_1$  states would be weaker than those of the conventional  $c\bar{q}$   $D_1$  states in the  $D^*\pi$  spectrum and the observation of such states becomes very difficult. It seems that further careful data analysis and theoretical study are needed.

### III. COUPLING CONSTANTS AND DECAY WIDTHS

The nature of dynamically generated states can further be studied by calculating the coupling constants between these states and the particles in the coupled channels. The coupling constants are related to the Laurent expansions of unitary scattering amplitudes around the pole [29]

$$T_{ij} = \frac{g_i g_j}{s - s_{pole}} + \gamma_0 + \gamma_1(s - s_{pole}) + \cdots, \quad (10)$$

where  $g_i$  and  $g_j$  are the coupling constants of the generated state to the  $i$ -th and  $j$ -th channels. The product  $g_i g_j$  can be obtained by calculating the residue of the unitary scattering amplitude at the pole [21]

$$g_i g_j = \lim_{s \rightarrow s_{pole}} (s - s_{pole}) T_{ij}. \quad (11)$$

As a typical example, we calculate the coupling constants for the  $D_{s1}(2460)$  state with a subtraction constant which corresponds to  $q_{max} = 0.8$  GeV, because under this condition the empirical mass of  $D_{s1}(2460)$  can be excellently reproduced. The resultant coupling constants are tabulated in Table VI for the states with  $I = 0$  and Table VII for the states with  $I = 1/2$ .

Comparing with the coupling constants in Tables VI and VII, one finds that the values of corresponding coupling constants are close. This manifests the heavy flavor spin symmetry [30] respected in the leading order heavy chiral Lagrangian [27]. In Table VI, the data also show that  $g_1$  is larger than  $g_2$  in the charmed (bottom) sector. This indicates that the coupling between the  $D_{s1}$  ( $B_{s1}$ ) state and the states in the  $D^*K$  ( $B^*\bar{K}$ ) channel is larger than that between the  $D_{s1}$  ( $B_{s1}$ ) state and the states in the  $D_s^*\eta$  ( $B_s^*\eta$ ) channel. This reflects

TABLE VI: Coupling constants of the generated  $D_{s1}$  and  $B_{s1}$  states to relevant coupled channels. In this case,  $g_1$  and  $g_2$  are real. All units are in GeV.

	Masses	$ g_1 $	$ g_2 $
$D_{s1}$	2.459	10.762	6.170
$B_{s1}$	5.775	23.572	13.326

TABLE VII: Coupling constants of the generated  $D_1$  and  $B_1$  states to relevant coupled channels. All units are in GeV.

	Poles	$g_1$	$ g_1 $	$g_2$	$ g_2 $	$g_3$	$ g_3 $
$D_1$	$2.239 - i0.094$	$8.157 + i5.135$	9.639	$-0.202 + i0.059$	0.211	$4.919 + i3.053$	5.790
$D_1$	$2.585 - i0.044$	$0.145 + i3.306$	3.309	$-6.893 - i2.237$	7.247	$-11.060 + i1.165$	11.121
$B_1$	$5.579 - i0.108$	$21.439 + i11.861$	24.502	$-2.222 - i0.752$	2.346	$13.517 + i6.906$	15.179
$B_1$	$5.875 - i0.025$	$0.295 + i6.619$	6.626	$-14.553 - i4.892$	15.353	$-24.759 - i0.874$	24.775

the fact that the generated state is a  $D^*K$  ( $B^*\bar{K}$ ) bound state. In Table VII, the largest coupling constant is connected with the  $D^*\pi$  ( $B^*\pi$ ) channel for the lower state and with the  $D_s^*\bar{K}$  ( $B_s^*K$ ) channel for the higher state, respectively. This is consistent with the obtained fact in the pole analysis that the lower state is a  $D^*\pi$  ( $B^*\pi$ ) resonance and the higher state associates with a  $D_s^*\bar{K}$  ( $B_s^*K$ ) quasi-bound state .

The coupling constants also show that the largest component of the lower  $D_1$  state is  $D^*\pi$  whose quark contents are  $c\bar{n}n\bar{n}$ , where  $n$  denotes the  $u$  or  $d$  quark, and the largest component of the higher  $D_1$  state is  $D_s^*\bar{K}$  whose quark contents are  $c\bar{s}s\bar{s}$ . On the other hand, the  $D_{s1}(2460)$  state, in principle, is a  $D^*K$  bound state, and consequently, the dominant quark contents of this state are  $c\bar{n}n\bar{s}$ . Thus, one can expect that the mass of  $D_{s1}$  would be situated between the masses of the two  $D_1$  states. The same qualitative statement can be applied to the bottom sector.

The decay widths of the isospin symmetry violated decay processes  $D_{s1}(2460)^+ \rightarrow D^{*+}\pi^0$  and  $B_{s1}(5775)^0 \rightarrow B^{*0}\pi^0$  can be estimated through  $\pi^0$ - $\eta$  mixing [31] shown in Fig. 3. By

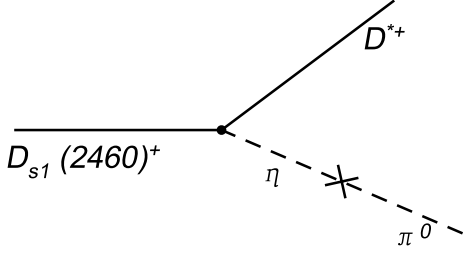


FIG. 3: Isospin symmetry violated decay process  $D_{s1}(2460)^+ \rightarrow D^{*+}\pi^0$  via  $\pi^0$ - $\eta$  mixing.

using the formula

$$\Gamma = \frac{p_{cm}}{8\pi M^2} \overline{\sum_{\lambda}} \sum_{\lambda'} \left| \frac{g_2 t_{\pi\eta} \epsilon^{\lambda}(p) \cdot \epsilon^{\lambda'*}(p_1)}{m_{\pi^0}^2 - m_{\eta}^2} \right|^2, \quad (12)$$

where  $M$  is the mass of the initial meson,  $p_{cm}$  denotes the three-momentum in the center of mass frame,  $\epsilon^{\lambda}(p)$  and  $\epsilon^{\lambda'}(p_1)$  represent the polarization vectors of the  $D_{s1}(2460)$  ( $B_{s1}(5775)$ ) and  $D^*$  ( $B^*$ ) states, respectively, and  $\overline{\sum_{\lambda}} \sum_{\lambda'}$  describes the sum over the final states and the average over the initial states. By using the  $\pi^0$ - $\eta$  mixing amplitude  $t_{\pi\eta} = -0.003$  GeV obtained from the Dashen's theorem [32], we get the decay widths

$$\begin{aligned} \Gamma(D_{s1}(2460)^+ \rightarrow D_s^{*+}\pi^0) &= 11.41 \text{ keV}, \\ \Gamma(B_{s1}(5775)^0 \rightarrow B_s^{*0}\pi^0) &= 10.36 \text{ keV}. \end{aligned} \quad (13)$$

#### IV. CONCLUSION

We study the dynamically generated axial heavy mesons which have the same quantum number of the conventional  $c\bar{s}$  and  $c\bar{q}$  states in the  $(I, S) = (0, 1)$  and  $(I, S) = (1/2, 0)$  systems in the framework of the coupled-channel HChUA. In the  $(I, S) = (0, 1)$ ,  $J^P = 1^+$  system, there are two coupled channels:  $D^*K$  and  $D_s^*\eta$  for the charmed sector and  $B^*\bar{K}$  and  $B_s^*\eta$  for the bottom sector, respectively. By searching for the pole of the unitary coupled-channel scattering amplitude on appropriate Riemann sheets of the energy plane, we find a state with mass of  $2.462 \pm 0.010$  GeV in the  $(I, S) = (0, 1)$  system. This state should be a  $D^*K$  bound state with a tiny  $D_s^*\eta$  component. We can interpret it as the recently observed charmed meson  $D_{s1}(2460)$ . In the same way, we predict a  $B^*\bar{K}$  bound state with mass of  $5.778 \pm 0.007$  GeV in the bottom sector. In the  $(I, S) = (1/2, 0)$ ,  $J^P = 1^+$  system,

there are three coupled channels:  $D^*\pi$ ,  $D^*\eta$  and  $D_s^*\bar{K}$  in the charmed sector and  $B^*\pi$ ,  $B^*\eta$  and  $B_s^*K$  in the bottom sector, respectively. Two poles are found in the nonphysical Riemann sheets in each sector. In the charmed (bottom) sector, the pole position of the lower one is  $(2.240 \pm 0.005 - i0.097 \pm 0.009)$  GeV ( $(5.581 \pm 0.005 - i0.110 \pm 0.007)$  GeV), and the decay channel where the decayed particles have the largest coupling with the pole associated state is the  $D^*\pi$  ( $B^*\pi$ ) channel. Therefore, this pole should associate with the  $D^*\pi$  ( $B^*\pi$ ) resonance. The pole position of the higher one is  $(2.588 \pm 0.010 - i0.043 \pm 0.001)$  GeV ( $(5.877 \pm 0.007 - i0.025 \pm 0.002)$  GeV), and the decay channel where the decayed particles have the largest coupling with the pole associated state is the  $D_s^*\bar{K}$  ( $B_s^*K$ ) channel. This pole associated state should be a quasi-bound state of  $D_s^*\bar{K}$  ( $B_s^*K$ ). If one believes that the corresponding states in the  $(I, S) = (0, 1)$  and  $(I, S) = (1/2, 0)$  systems have similar  $S$  wave molecular state structure, the two predicted states should be observed. The decay widths of the isospin violated processes  $D_{s1}(2460)^+ \rightarrow D_s^{*+}\pi^0$  and  $B_{s1}(5775)^0 \rightarrow B_s^{*0}\pi^0$  are also calculated. The resultant decay widths are 11.41 keV and 10.36 keV, respectively.

### Acknowledgments

We sincerely thank Prof. B.S.Zou for valuable discussion. This work is partially supported by the NSFC grant Nos. 90103020, 10475089, 10435080, 10447130, CAS Knowledge Innovation Key-Project grant No. KJCX2SWN02 and Key Knowledge Innovation Project of IHEP, CAS (U529).

- 
- [1] BABAR Collaboration, B. Aubert et al., Phys. Rev. Lett. 90 (2003) 242001;  
CLEO collaboration, D. Besson et al., Phys. Rev. D 68 (2003) 032002;  
Belle Collaboration, P. Krokovny et al., Phys. Rev. Lett. 91 (2003) 262002  
Belle Collaboration, Y. Mikami et al., Phys. Rev. Lett. 92 (2004) 012002;  
E. Vaandering, hep-ex/0406044, in Proceedings for the XXXIXth Rencontres de Moriond (QCD and High Energy Hadronic Interactions), March 28th to April 4th, 2004, La Thuile, Italy;  
BABAR Collaboration, B. Aubert, et al., hep-ex/0408067, at the 32nd International Conference on High-Energy Physics (ICHEP 04), Aug. 2004, Beijing, China.

- [2] S. Godfrey, Phys. Lett. B 568 (2003) 254.
- [3] E.S. Swanson, Phys. Rept. 429 (2006) 243.
- [4] W.A. Bardeen, E.J. Eichten, C.T. Hill, Phys. Rev. D 68 (2003) 054024;  
P.Colangelo,F. De Fazio, Phys. Lett. B 570 (2003) 180;  
Y.-B. Dai, C.-S. Huang, C. Liu, S.-L. Zhu, Phys. Rev. D 68 (2003) 114011;  
Fayyazuddin, Riazuddin. Phys. Rev. D 69 (2004) 114008;  
M.A. Nowak, M. Rho, I. Zahed, Acta Phys. Polon. B 35 (2004) 2377;  
P.Colangelo,F. De Fazio, A. Ozpineci, Phys. Rev. D 72 (2005) 074004;  
X.-H. Guo, H.-W. Ke, X.-Q. Li, X. Liu, S.-M. Zhao, hep-ph/0510146;  
T. Matsuki, T. Morii, K. Sudoh, hep-ph/0605019;  
J. Lu, W.-Z. Deng, X.-L. Chen, S.-L. Zhu, Phys. Rev. D 73 (2003) 054012;  
O. Lakhina, E.S. Swanson, hep-ph/0608011.
- [5] H.-Y. Cheng, W.-S. Hou, Phys. Lett. B 566 (2003) 193;  
Y.-Q. Chen, X.-Q. Li, Phys. Rev. Lett. 93 (2004) 232001;  
H. Kim, Y. Oh, Phys. Rev. D 72 (2005) 074012;  
M. Nielsen, R.D. Matheus, F.S. Navarra, M.E. Bracco, A. Lozea, hep-ph/0509131, at the  
Workshop on Light-Cone QCD and Nonperturbative Hadron Physics 2005 (LC2005), July  
2005, Cairns, Australia;  
P. Bicudo, hep-ph/0512041;  
K. Terasaki, hep-ph/0512285, at the Workshop on Resonances in QCD, July 2005, Trento,  
Italy;  
Z.-G. Wang, S.-L. Wan, hep-ph/0602080.
- [6] A. P. Szczepaniak, Phys. Lett. B 567 (2003) 23;  
T. Barnes, F.E. Close, H.J. Lipkin, Phys. Rev. D 68 (2003) 054006;  
Y.-J. Zhang, H.-C. Chiang, P.-N. Shen, B.-S. Zou, Phys. Rev. D 74 (2006) 014013.
- [7] E.E. Kolomeitsev, M.F.M. Lutz, Phys. Lett. B 582 (2004) 39.
- [8] J. Hofmann, M.F.M. Lutz, Nucl. Phys. A 733 (2004) 142.
- [9] J.L. Rosner, hep-ph/0608102.
- [10] E. van Beveren, G. Rupp, Phys. Rev. Lett. 91 (2003) 012003;  
Z.-G. Wang, S.-L. Wan, Phys. Rev. D 73 (2006) 094020;  
T.E. Browder, S. Pakvasa, A.A. Petrov, Phys. Lett. B 578 (2004) 365;

- J. Vijande, F. Fernández, A. Valcarce, Phys. Rev. D 73 (2006) 034002.
- [11] Particle Data Group, W.-M. Yao *et al.*, J. Phys. G 33 (2006) 1.
  - [12] Belle Collaboration, K. Abe *et al.*, Phys. Rev. D 69 (2004) 112002.
  - [13] S. Godfrey, N. Isgur, Phys. Rev. D 32 (1985) 189.
  - [14] CLEO Collaboration, T. Bergfeld *et al.*, Phys. Lett. B 340 (1994) 194.
  - [15] F.E. Close, E.S. Swanson, Phys. Rev. D 72 (2005) 094004.
  - [16] M. Di Pierro, E. Eichten, Phys. Rev. D 64 (2001) 114004.
  - [17] S. Godfrey, Phys. Rev. D 72 (2005) 054029.
  - [18] N. Kaiser, T. WaasW. Weise, Nucl. Phys. A 612 (1997) 297;  
E. Oset, A. Ramos, Nucl. Phys. A 635 (1998) 99.
  - [19] J.A. Oller, E. Oset, Nucl. Phys. A 620 (1997) 438; (Erratum) *ibid.* 652 (1999) 407.
  - [20] J.A. Oller, E. Oset, J.R. Peláez, Phys. Rev. Lett. 80 (1998) 3452; Phys. Rev. D 59 (1999) 074001.
  - [21] J.A. Oller, E. Oset, Phys. Rev. D 60 (1999) 074023.
  - [22] N. Kaiser, Eur. Phys. J. A 3 (1998) 307;  
J. Nieves, E. Ruiz Arriola, Phys. Lett. B 455 (1999) 30;  
V.E. Markushin, Eur. Phys. J. A 8 (2000) 389.
  - [23] Ulf-G. Meißner, J.A. Oller, Nucl. Phys. A 673 (2000) 311;  
J.A. Oller, Phys. Lett. B 500 (2001) 263.
  - [24] L. Roca, E. Oset, J. Singh, Phys. Rev. D 72 (2005) 014002.
  - [25] F.-K. Guo, R.-G. Ping, P.-N. Shen, H.-C. Chiang, B.-S. Zou, Nucl. Phys. A 773 (2006) 78.
  - [26] F.-K. Guo, P.-N. Shen, H.-C. Chiang, R.-G. Ping, B.-S. Zou, hep-ph/0603072, to appear in Phys. Lett. B.
  - [27] G. Burdman, J.F. Donoghue, Phys. Lett. B 280 (1992) 287;  
M.B. Wise, Phys. Rev. D 45 (1992) 2188;  
T.-M. Yan, H.-Y. Cheng, C.-Y. Cheung, G.-L. Lin, Y.C. Lin, H.-L. Yu, Phys. Rev. D 46 (1992) 1148;  
R. Casalbuoni, A. Deandrea, N. Di Bartolomeo, R. Gatto, F. Feruglio, G. Nardulli, Phys. Rept. 281 (1997) 145.
  - [28] B.S. Zou, D.V. Bugg, Phys. Rev. D 48 (1993) R3948.
  - [29] J.A. Oller, Phys. Rev. D 71 (2005) 054030.

- [30] M. Neubert, Phys. Rept. 245 (1994) 259.
- [31] P. Cho, W.B. Wise, Phys. Rev. D 49 (1994) 6228.
- [32] R. Dashen, Phys. Rev. 183 (1969) 1245.