

POLE APPROXIMATION FOR PION ELECTROMAGNETIC FORM FACTOR WITHIN LIGHT-FRONT DYNAMICS

J. P. B. C. de Melo^{a,b} and J. S. Veiga^a

^a*Centro de Ciências Exatas e Tecnológicas, Universidade Cruzeiro do Sul, 08060-070, São Paulo, SP, Brazil*

^b*Instituto de Física Teórica, Universidade Estadual Paulista, 01405-900, São Paulo, SP, Brazil*

T. Frederico

Departamento de Física, Instituto Tecnológico de Aeronáutica, 12228-900, São José dos Campos, SP, Brazil

E. Pace

Dipartimento di Fisica, Università di Roma "Tor Vergata" and Istituto Nazionale di Fisica Nucleare, Sezione Tor Vergata, Via della Ricerca Scientifica 1, I-00133, Roma, Italy

G. Salmé

Istituto Nazionale di Fisica Nucleare, Sezione Roma I, P.le A. Moro 2, I-00185, Roma, Italy

We carefully investigate the reliability of the propagator Pole Approximation, i.e. the approximation of retaining only the propagator poles in the evaluation of the Mandelstam covariant expression for the electromagnetic current of the pion. Different frames are analyzed, in order to find the most suitable one for calculating the pion form factor within the proposed approximation. It turns out that the approximation is more accurate in the frame where q^+ is maximal. The relevance of the Pole Approximation is briefly discussed in view of calculations of hadron form factors based on wave functions generated by dynamical models.

Keywords: light-front, quark model, electromagnetic form factor

1. Introduction

Light-front field theory starts with the paper by Dirac in 1949, when he proposed different forms to describe relativistic systems ¹. After Dirac, Light-

front field theory was applied to calculate many processes in relativistic nuclear physics and particle physics (see the reviews by Brodsky, Pinsky, Pauli² and Harindranath³ for details). In parallel, the description of the electromagnetic properties of hadronic systems within the light-front dynamics framework, based on the introduction of a valence bound state wave function, has found some success⁴⁻⁹. In the light-front dynamics the bound state wave functions are defined on the hyper-surface $x^+ = x^0 + x^3 = 0$. These wave functions are covariant under kinematical front-form boosts, due to the stability of Fock-state decomposition under these boosts^{10,11}.

In recent works, (see, e.g., 12, 13), a third path for evaluating hadron electromagnetic (em) form factors has been proposed. The Mandelstam covariant expression for the matrix elements of the current has been calculated replacing the quark-hadron vertex function in the valence range by a hadron wave function obtained in a dynamical model, able to reproduce the energy spectrum. In those works the analytical structure of quark-hadron vertex function has been neglected, retaining only the poles from the constituent propagators. In this contribution we will study the reliability of such an approximation within an analytic, covariant model for the pion em form factor¹⁴.

2. Electromagnetic Pion Form Factor

In general, the pion em form factor is given by

$$P^\mu F_\pi(q^2) = \langle \pi(p') | J^\mu | \pi(p) \rangle, \quad (1)$$

where $P = p + p'$, $q = p' - p$ and J^μ is the electromagnetic current operator. It is expressed in terms of the quark fields q_f and charge e_f (f is the flavor of the quark field): $J^\mu = \sum_f e_f \bar{q}_f \gamma^\mu q_f$.

In the impulse approximation the em form factor is given by:

$$P^\mu F_\pi(q^2) = \int \frac{d^4k}{(2\pi)^4} \text{Tr} \left[\gamma^5 S(k-p') \gamma^\mu S(k-p) \gamma^5 S(k) \right] \Gamma(k, p') \Gamma(k, p) \quad (2)$$

where $\Gamma(k, p)$ is the pion-quark vertex function. Here, we will show calculations for a vertex function with a symmetric form, previously used in Ref. 14:

$$\Gamma(k, p) = \left[\frac{N}{(k^2 - m_R^2 + i\epsilon)} + \frac{N}{((p-k)^2 - m_R^2 + i\epsilon)} \right]. \quad (3)$$

The pion em form factor is extracted from the J_π^+ current using Eq. (2):

$$F_\pi(q^2) = \frac{N_c m^2}{f_\pi^2(p^+ + p'^+)} \int \frac{dk^- dk^+ d^2 k_\perp}{2(2\pi)^4} \frac{\Gamma(k, p') \Gamma(k, p)}{k^+ (k^- - \frac{f_1 - i\epsilon}{k^+})} \quad (4)$$

$$\times \text{Tr} \left[\frac{(\not{k} + m) \gamma^5 (\not{k} - \not{p}' + m) \gamma^+ (\not{k} - \not{p} + m) \gamma^5}{(p^+ - k^+) (p^- - k^- - \frac{f_2 - i\epsilon}{p^+ - k^+}) (p'^+ - k^+) (p'^- - k^- - \frac{f_3 - i\epsilon}{(p'^+ - k^+)})} \right],$$

where, $f_1 = k_\perp^2 + m^2$, $f_2 = (p - k)_\perp^2 + m^2$ and $f_3 = (p' - k)_\perp^2 + m^2$. The k^+ momentum integration has two contributions: (i) $0 < k^+ < p^+$ and (ii) $p^+ < k^+ < p'^+$, where $p'^+ = p^+ + q^+$. The first interval (i) in the k^+ integration includes the contribution of the valence component of the wave function and the second one (ii) corresponds to the contribution of the pair term¹⁷.

The pion valence wave function for the symmetric vertex is given by¹⁴:

$$\Psi(k^+, \vec{k}_\perp) = \left[\frac{N}{(1-x)(m_\pi^2 - M^2(m^2, m_R^2))} + \frac{N}{x(m_\pi^2 - M^2(m_R^2, m^2))} \right]$$

$$\times \frac{p^+}{m_\pi^2 - M_0^2}.$$

where $x = k^+/p^+$ is the fraction of the momentum carried by the quark. The function M is defined as

$$M^2(m^2, m_R^2) = \frac{k_\perp^2 + m^2}{x} + \frac{(p - k)_\perp^2 + m_R^2}{(1-x)} - p_\perp^2. \quad (5)$$

The free square mass of the quark-antiquark system is $M_0^2 = M^2(m^2, m^2)$ and the normalization constant N is found from the condition $F_\pi(0) = 1$.

The parameters of the model are the quark mass $m_q = 0.220$ GeV, the regulator $m_R = 0.60$ GeV mass and the experimental pion mass $m_\pi = 0.140$ GeV¹⁴. Our choice of the regulator mass value fits the pion decay constant $f_\pi^{exp} = 92.4$ MeV.

3. Propagator Pole Approximation

Taking into account only the poles coming from the quark propagators in Eq. (5), the pion em form factor is calculated from: i) the residue of the pole of the spectator quark on-minus-shell (*valence* contribution), and ii) a contribution coming from the pair production mechanism (*non-valence* contribution). The pole approximation (*PA*) is compared with the full result in different reference frames, labeled by different values of the plus component of the momentum transfer. In order to accomplish the freedom of

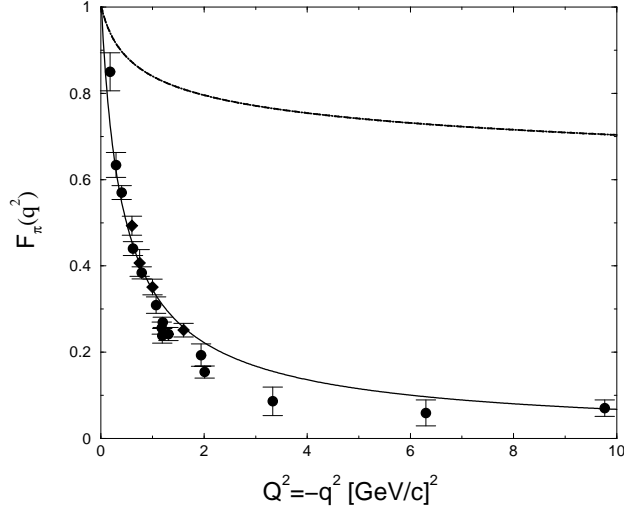


Fig. 1. Pion electromagnetic form factor vs square momentum transfer $Q^2 = -q^2$ for $\alpha = 0$. Lower solid curve: full calculation. Upper solid curve: pion Pole Approximation. Experimental data from the compilation of Baldini et al. [18]

changing the frames, let us parametrize the momentum transfer as follows: $q^+ = -q^- = \sqrt{-q^2} \sin \alpha$, $q_x = \sqrt{-q^2} \cos \alpha$ and $q_y = 0$.

The poles in the k^- integration contributing to the pion em current in the triangle diagram from the quark propagators, in the PA, correspond to two intervals in the k^+ integration: the first is (i) $0 < k^+ < p^+$ and in this case, the pole is $k_1^- = (k_\perp^2 + m^2)/k^+$ (valence region) and, the second one is (ii) $p^+ < k^+ < p'^+$, and we consider the pole $k_3^- = p^- - (p' - k)_\perp^2 + m^2)/(p'^+ - k^+)$ (pair term region).

The em pion form factor within the PA is given by

$$F_\pi^{(PA)}(q^2) = F_\pi^{(I)}(q^2)|_{k_1^-} + F_\pi^{(II)}(q^2)|_{k_3^-}. \quad (6)$$

In the PA, the contributions coming from the poles of the quark-pion vertex are neglected. We have used three values of $\alpha = 0^\circ$ (Drell-Yan condition, $q^+ = 0$), 45° and 90° .

In particular, the em form factor in the Drell-Yan frame reduces to the

valence contribution, namely

$$F_{\pi}^{(PA)}(q^2) = F_{\pi}^{(I)}(q^2)|_{k_{\perp}^-} = \frac{m^2 N_c}{p^+ f_{\pi}^2} \int \frac{d^2 k_{\perp}}{2(2\pi)^3} \int_0^1 dx \left[k_{on}^- p^{+2} + \frac{1}{4} x p^+ q^2 \right] \times \frac{\Psi_f^*(x, k_{\perp}) \Psi_i(x, k_{\perp})}{x(1-x)^2}, \quad (7)$$

where $k_{on}^- = k_{\perp}^2 + m^2/k^+$.

In Figs. 1, 2 and 3, the pion form factor calculated within the PA for $\alpha = 0, 45^\circ$ and 90° , respectively, is presented. Results obtained considering both the valence contribution only ($F_{\pi}^{(I)}(q^2)|_{k_{\perp}^-}$) and valence plus nonvalence contributions, Eq. (6), are shown. The comparison with the exact result, Eq. (5), indicates that in the Drell-Yan frame PA works very badly, while in the frame where the momentum transfer has no transverse components at all PA appears remarkably effective, in particular at high momentum transfer. In this kinematical region, the pair production mechanism dominates, that can be related to the absorption of a $q\bar{q}$ pair by a single constituent, that has a given longitudinal-momentum distribution.

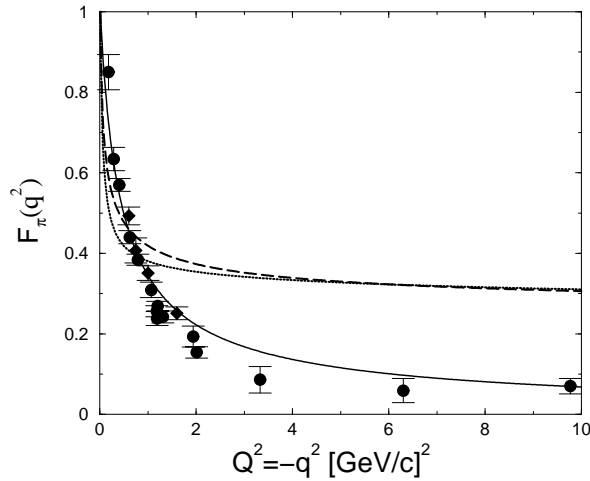


Fig. 2. Pion electromagnetic form factor vs $Q^2 = -q^2$ for $\alpha = 45^\circ$. Lower solid curve: full calculation. Upper solid curve: valence contribution in Pole Approximation. Dashed curve: valence + nonvalence contribution in Pole Approximation. Experimental data from the compilation of Baldini et al. [18]

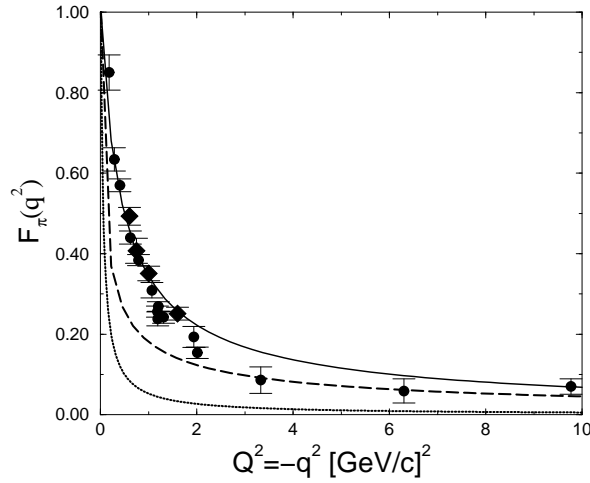


Fig. 3. Pion electromagnetic form factor vs $Q^2 = -q^2$ for $\alpha = 90^\circ$. Upper solid curve: full calculation. Lower solid curve: valence contribution in Pole Approximation. Dashed curve: valence + nonvalence contribution in Pole Approximation. Experimental data from the compilation of Baldini et al. [18]

4. Conclusions

The pion em form factor is calculated for q^2 up to $10 [GeV/c]^2$ with the covariant symmetric model for the quark-pion vertex¹⁴. The exact calculation is compared with an approximate evaluation of the form factor in frames with different values of q^+ . In the propagator Pole Approximation, investigated in this contribution, only the poles originated by the quark propagators are taken into account, while the poles of the quark-hadron vertex are disregarded in the analytical integration over the light-front energy. We found that in the frame where q^+ is maximal and the pair term dominates, the approximation is able to describe qualitatively well the exact results.

Acknowledgments

This work was partially supported by Fundação de Amparo à Pesquisa do Estado de São Paulo, Conselho Nacional de Pesquisas and by Ministero dell'Istruzione, dell'Università e della Ricerca.

References

1. P. A. M. Dirac, *Rev. Mod. Phys.* **21** (1949) 392.
2. S. J. Brodsky, H.-C. Pauli, and S. S. Pinsky, *Phys. Rep.* **301** (1998) 299.
3. An Introduction to Light-Front Dynamics for Pedestrian, A. Harindranath, hep-ph/9612244; A. Harindranath, *Pramana* **55** (2000) 241.
4. M. V. Terentév, *Sov. J. Nucl. Phys.* **24** (1976) 106; L. A. Kondratyuk and M.V. Terentév, *ibid.* **31** (1980) 561.
5. Z. Dziembowski and L. Mankiewicz, *Phys. Rev. Lett.* **58** (1987) 2175.
6. F. Cardarelli, I. L. Grach, I. M. Narodetskii, G. Salmé and E. Pace, *Phys. Lett. B* **357** (1995) 267.
7. J. P. B. C. de Melo and T. Frederico, *Phys. Rev. C* **55** (1997) 2043.
8. J. P. B. C. de Melo, H. W. L. Naus and T. Frederico, *Phys. Rev.* **C59** (1999) 2278.
9. J. P. B. C. de Melo, T. Frederico, H. W. L. Naus and P. U. Sauer, *Nucl. Phys. A* **660** (1999) 219.
10. R. J. Perry, A. Harindranath, K. G. Wilson, *Phys. Rev. Lett.* **65** (1990) 2959.
11. W. R. B. de Araújo, J. P. B. C. de Melo and T. Frederico, *Phys. Rev. C* **52** (1995) 2733.
12. J. P. B. C. de Melo, T. Frederico, G. Salmé and E. Pace, *Phys. Lett. B* **581** (2004) 75.
13. J. P. B. C. de Melo, T. Frederico, E. Pace and G. Salmé, *Phys. Rev. D* **73** (2006) 074013.
14. J. P. B. C. de Melo, T. Frederico, E. Pace and G. Salmé, *Nucl. Phys. A* **707** (2002) 399; *ibid.*, *Braz. J. Phys.* **33** (2003) 301.
15. F. M. Lev, E. Pace and G. Salmè, *Nucl. Phys. A* **641**, 229 (1998); *Few-Body Syst. Suppl.* 10, 135 (1998); *Phys. Rev. Lett.* **83**, 5250 (1999); *Phys. Rev. C* **62**, 064004 (2000); *Nucl. Phys. A* **663**, 365 (2000); E. Pace and G. Salmè, *Nucl. Phys. A* **684**, 487 (2001); **A 689**, 411 (2001).
16. B. L. G. Bakker, H.-M. Choi and C. R. Ji, *Phys. Rev. D* **63** (2001) 074014.
17. J. P. B. C. de Melo, J.H.O. Sales, T. Frederico and P. U. Sauer, *Nucl. Phys. A* **631** (1998) 574c.
18. R. Baldini, et al., *Eur. Phys. J. C* **11** (1999) 709; *ibid.*, *Nucl. Phys. A* **666-667** (2000) 3.