

Partial waves of baryon-antibaryon in three-body B meson decay

Mahiko Suzuki

Department of Physics and Lawrence Berkeley National Laboratory
University of California, Berkeley, California 94720
(January 30, 2019)

Abstract

The conspicuous threshold enhancement has been observed in the baryon-antibaryon subchannels of many three-body B decay modes. By examining the partial waves of baryon-antibaryon, we first show for $B \rightarrow p\bar{p}K$ that the pK angular correlation rules out dominance of a single $p\bar{p}$ partial wave for the $p\bar{p}$ enhancement, for instance, the resonance hypothesis or the strong π - N state interaction in a single channel. The measured pK angular correlation turns out to be opposite to the theoretical expectation of a simple short-distance picture. We study the origin of this reversed angular correlation in the context of the $p\bar{p}$ partial waves and argue that $N\bar{N}$ bound states may be the cause of this sign reversal. Dependence of the angular correlation on the $p\bar{p}$ invariant mass is very important to probe the underlying issue from the experimental side.

I. INTRODUCTION

In the baryonic B decay the three-body modes dominate over the two-body modes. Furthermore, in the three-body decay, the baryon-antibaryon pair is copiously produced at small invariant mass near the threshold [1,4]. Various theoretical ideas [5-8], some kinematical and others dynamical, were proposed for this threshold enhancement. A simple short-distance (SD) argument can explain qualitatively both the dominance of three-body modes and the threshold enhancement of baryon-antibaryon: To produce a baryon and an antibaryon in the two-body decay, one energetic $q\bar{q}$ pair must be emitted back to back by a gluon so that the gluon emitting the $q\bar{q}$ pair is highly off mass shell. (Fig.1a) The hard off-shell gluon suppresses two-body decay amplitudes by powers of $s=q^2$. In the three-body decay, a baryon-antibaryon pair can be emitted collinearly against the energetic boson in the final state. (Fig.1b) In this configuration a quark and an antiquark are emitted by a gluon nearly in the same direction so that the gluon is close to the mass shell and the short-distance suppression does not occur. Consequently the $p\bar{p}$ of small invariant mass is strongly favoured.

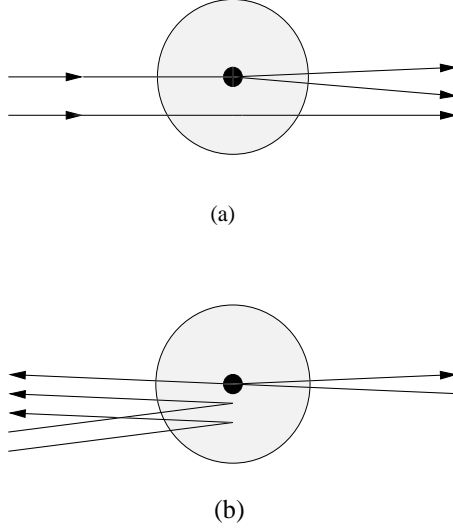


FIG. 1. Short-distance picture in quarks and antiquarks for (a) two-body baryonic decay and (b) three-body baryonic decay. Solid lines are for quarks and antiquarks. The b-quark annihilates at the small dark spot and produces generally energetic $q\bar{q}q$. The large sphere centered at the dark spot denotes the spectator antiquark.

In addition to threshold enhancement, the angular correlation was measured between the final proton or antiproton and the boson in some modes, most clearly in $B \rightarrow p\bar{p}K$ [9]. Then an intriguing puzzle [8] has emerged in the preceding SD picture: In that picture, the antiproton momentum should point more likely to the direction of the K momentum in the $p\bar{p}$ rest frame of B decay. That is, the proton should tend to move away from K in this frame. The reason is that the antiproton \bar{p} picks up the spectator \bar{u} -quark and therefore its momentum is smaller on average than that of the proton p in the B rest frame. By boosting the B rest frame to the $p\bar{p}$ rest frame, we reach this conclusion.

However, the Belle Collaboration showed exactly the opposite [9]; it is the proton that is emitted along K in the $p\bar{p}$ rest frame. Belle selected the threshold events by making a cut in the $p\bar{p}$ invariance mass $m_{p\bar{p}} < 2.85$ GeV, but did not give the angular correlation as a function of $m_{p\bar{p}}$ for the selected events. Meanwhile BaBar gave a Dalitz plot of $p\bar{p}K$ [3] from which one can read the same trend as Belle's angular dependence.

Rosner [6] argued qualitatively in terms of quark diagrams [10] and predicted this angular correlation with baryon production through diquarks. But the argument does not seem to work for all baryonic modes in its simple form. Cheng and others [8] computed the decay amplitudes in the pole model with factorization, leaving out inelastic form factor terms [7,8]. Their result does not lead to the correct angular correlation in the case of $B \rightarrow p\bar{p}K$. The simple SD picture presented at the beginning is successful in the angular correlation of most three-body baryonic modes, e.g., $B \rightarrow \bar{p}$, but notably fails only for $B \rightarrow p\bar{p}K$. Its failure suggests us importance of long-distance (LD) effects somewhere in the decay process. Indeed, the fragmentation by quark diagram and the pole model both contain the LD effects in very different ways. In this paper we take a close look at this angular correlation of $B \rightarrow p\bar{p}K$ from the viewpoint of partial waves and try to resurrect the simple SD picture by incorporating an appropriate LD effect in it.

In our proposed analysis we first examine the partial-wave content of $B^+ \rightarrow p\bar{p}K$ (and its conjugate) and conclude purely kinematically that the $p\bar{p}$ enhancement cannot be a broad resonance. For the same reason we rule out strong final-state interaction (FSI) in a single $p\bar{p}$ partial wave as a cause of the enhancement. We shall observe that reversal of the angular correlation occurs if some LD effect flips relative signs of partial-wave decay amplitudes. Such sign flip may indeed occur if $N\bar{N}$ bound states exist in right channels. The recently discovered state $X(1835)$ [25] is a good candidate that may be responsible for the sign flip. If $X(1835)$ should be an $N\bar{N}$ bound state, we expect a similar bound state in other channels from our reasoning of the sign flip.

II. $p\bar{p}$ PARTIAL WAVES IN $B^+ \rightarrow p\bar{p}K$

We study the angular correlation between the proton momentum and the kaon momentum in the rest frame of $p\bar{p}$ by choosing the z -axis along the K^- momentum. (Fig. 2)

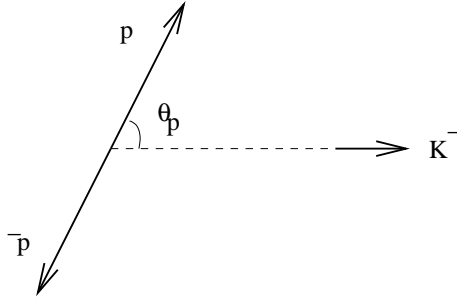


FIG. 2. The pK angular correlation in the $p\bar{p}$ rest frame.

Since B meson and K meson are spinless and their momenta are both along the z -direction in the $p\bar{p}$ rest frame, the z -component of total angular momentum is zero for $p\bar{p}$ by $J_z = 0$ in this frame. Following the standard helicity formalism [13], we can describe the angular dependence with the helicity decay amplitudes as

$$A(B^+ \rightarrow p\bar{p}K^-) = \sum_J A_{p\bar{p}K^-}^{JK} d_0^J(\theta_p) e^{i\phi_p}; \quad (\phi = \phi_p - \phi_{\bar{p}}); \quad (1)$$

where the helicities ϕ_p and $\phi_{\bar{p}}$ are those in the $p\bar{p}$ rest frame, $(\theta_p; \phi_p)$ are the angles of the proton momentum in this frame, and $A_{p\bar{p}K^-}^{JK}$ is a function of the $p\bar{p}$ invariant mass $m_{p\bar{p}}$. Squaring the amplitude and summing over the $p\bar{p}$ helicities ϕ_p and $\phi_{\bar{p}}$, we obtain the differential decay rate:

$$\frac{d(\theta_p)}{dm_{p\bar{p}} d\theta_p} = \sum_{p\bar{p}} \sum_J A_{p\bar{p}K^-}^{JK} d_0^J(\theta_p)^2; \quad (2)$$

where $\sum_{p\bar{p}}$ includes kinematical factors that depend on $m_{p\bar{p}}$. If we make the usual assumption that the penguin interaction dominates in the decay $B^+ \rightarrow p\bar{p}K^-$, the CP-violating phases drop out of the decay rate. Under parity reflection the angle θ_p remains unchanged, while under charge conjugation the angle θ_p turns into $\theta_{\bar{p}}$ of $B^+ \rightarrow p\bar{p}K^+$ because of the interchange $p \leftrightarrow \bar{p}$, and $K^- \leftrightarrow K^+$. Therefore,

$$\frac{d(\cos\theta_p)}{dm_{p\bar{p}}d\cos\theta_p} \Big|_{B^+ \rightarrow p\bar{p}K^+} = \frac{d(\cos\theta_p)}{dm_{p\bar{p}}d\cos\theta_p} \Big|_{\bar{B}^0 \rightarrow p\bar{p}K^0} : \quad (3)$$

We shall be able to use this equality as a test of the penguin dominance. The corresponding relation holds between $B^0 \rightarrow p\bar{p}K^0$ and $\bar{B}^0 \rightarrow p\bar{p}\bar{K}^0$.

At this stage we can prove that the $p\bar{p}$ enhancement is not a resonance, for instance, a glueball [5]: The Wigner functions $d_0^J(\cos\theta)$, which are proportional to the associated Legendre functions, possess a special symmetry property under $\cos\theta \rightarrow -\cos\theta$ [14],

$$d_0^J(\cos\theta) = (-1)^J d_0^J(-\cos\theta) \quad \text{and} \quad |d_0^J(\cos\theta)|^2 = |d_0^J(-\cos\theta)|^2. \quad (4)$$

If the $p\bar{p}$ pair is produced through a resonance, only the term of the resonance spin J contributes in Eq. (2) without sum over J . Since the function $|d_0^J(\cos\theta)|^2$ is unchanged under $\cos\theta \rightarrow -\cos\theta$ (i.e., $\cos\theta \rightarrow -\cos\theta$), so is $d = d_0$ in this case. However, experiment shows a pronounced asymmetry between two hemispheres of $\cos\theta > 0$ and $\cos\theta < 0$. (Fig. 3.) In terms of the forward-backward asymmetry parameter [9],

$$A_{FB}(N_+ - N_-)/(N_+ + N_-) = 0.59^{+0.08}_{-0.07} \quad (5)$$

contrary to $A = 0$ in the case of a single J . Although interference between the resonant and background amplitudes can produce some asymmetry in principle, such interference should be insignificant since the two amplitudes are largely out of phase; $\arg(A_{res}A_{bg})' \approx \pi/2$. The marked asymmetry in the angular correlation thus rules out the resonance hypothesis beyond any doubt. If one attempts to explain the enhancement by strong FSI in a single dominant partial-wave channel of $p\bar{p}$ [15], one would likewise obtain $A \approx 0$ for the angular correlation. To be consistent with the observed angular correlation, partial-wave amplitudes of even and odd J must coexist and almost maximally interfere. Our argument is most general and independent of dynamics up to this point. We now proceed to take dynamics into account.

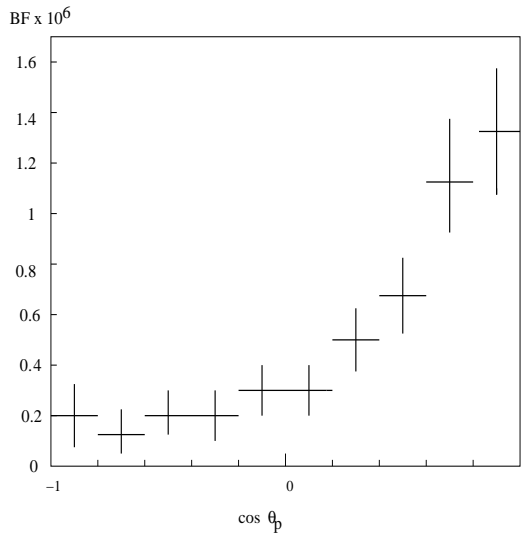


FIG. 3. The $p\bar{p}K$ angular distribution in the $p\bar{p}$ rest frame. Data from the Belle Collaboration.

In the SD picture the spectator \bar{u} -quark of B^- enters the antiproton with two energetic antiquarks (\bar{u} and \bar{d}) which are pair-produced nearly collinearly by two gluons. (Fig. 1b) Note that it is a color-suppressed process for the s-quark from $b \rightarrow s$ of the strong penguin decay to form K^- by capturing the spectator \bar{u} . In contrast, the proton consists of three energetic quarks; one from the primary decay interaction and two of pair-produced quarks. In the B^- rest frame, therefore, the proton recoils against K^- more energetically on average than the antiproton does. It means that in the $p\bar{p}$ rest frame, the proton tends to move away from K^- faster than the antiproton does. That is, $A < 0$ contrary to the measurement. In the language of fragmentation, the proton is fragmented at the energetic end while the antiproton is fragmented at the low-energy end near the spectator in the rapidity plot. Since p and K^- are back to back in the B^- rest frame, one cannot apply the fragmentation argument to p and K^- from the primary s-quark. This is the "angular correlation puzzle". It has so far defied any reasonable explanation [8]. We must look for some LD interaction effect that has not been commonly appreciated.

The maximum of the $p\bar{p}$ enhancement occurs near $m_{p\bar{p}} = 2 \text{ GeV}$ in the BaBar data [3] and roughly 2.2 GeV in the Belle data [9]. The dominant relative orbital angular momenta of $p\bar{p}$ are expected to be s-wave and p-wave. The amount of d-wave is presumably small and higher waves are even smaller. The terms that contribute dominantly in Eq. (1) are therefore $J = 0$ ($^1S_0, ^3P_0$), $J = 1$ ($^3S_1, ^3P_1, ^1P_1$), and $J = 2$ (3P_2). The explicit forms of the relevant d_{00}^J ($J = 0, 1, 2$) are [14]:

$$\begin{aligned} d_{00}^0(\theta) &= 1; \quad d_{00}^1(\theta) = \cos\theta; \quad d_{00}^2(\theta) = \frac{3}{2}\cos^2\theta - 1; \\ d_{01}^1(\theta) &= \frac{1}{2}\sin\theta; \quad d_{01}^2(\theta) = \frac{3}{2}\sin\theta\cos\theta; \end{aligned} \quad (6)$$

It is convenient to rearrange the helicity decay amplitudes $A_{p\bar{p};0}^J$ with the spectroscopic notation into $A(^{2S+1}L_J; J_z)$ where $J_z = p_{\parallel} - \bar{p}_{\parallel}$. When only s-waves and p-waves are retained, the helicity amplitudes of definite isospin I for $N\bar{N}$ can be written as

$$\begin{aligned} A_{;0}^{0I} &= A^I(^1S_0; 0) + A^I(^3P_0; 0); \\ A_{;0}^{1I} &= A^I(^3S_1; 0) - A^I(^1P_1; 0); \\ A_{;0}^{1I} &= \frac{1}{2}A^I(^3S_1; 1) - A^I(^3P_1; 1); \\ A_{;0}^{2I} &= A^I(^3P_2; 0); \\ A_{;0}^{2I} &= \frac{1}{3}A^I(^3P_2; 1); \end{aligned} \quad (7)$$

where we have denoted the helicity indices $p_{\parallel}; \bar{p}_{\parallel} = 1, 2$ simply by \parallel . We shall use this notation hereafter. The normalization of the amplitudes is arbitrary for the decay amplitudes which are not constrained by unitarity. Since $I = 0$ for the strong penguin decay, the decay amplitudes for the charge eigenstates of B^- and \bar{K}^0 are given by the decay amplitudes $A^I(^{2S+1}L_J; J_z)$ of definite $N\bar{N}$ isospin as

$$\begin{aligned} A_{K^-}^{K^-} (^{2S+1}L_J; J_z) &= \frac{1}{2} A^1(^{2S+1}L_J; J_z) - A^0(^{2S+1}L_J; J_z); \\ A_{\bar{K}^0}^{\bar{K}^0} (^{2S+1}L_J; J_z) &= \frac{1}{2} A^1(^{2S+1}L_J; J_z) + A^0(^{2S+1}L_J; J_z); \end{aligned} \quad (8)$$

Combining Eqs. (7) and (8), we obtain the decay amplitudes as functions of p_{\parallel} , \bar{p}_{\parallel} and $m_{p\bar{p}}$. The decay amplitudes for $B^+ \rightarrow p\bar{p}K^+ = p\bar{p}K^0$ are obtained from those of $B^- \rightarrow \bar{p}pK^-$!

$p\bar{p}K = \overline{p\bar{p}K}^0$ with the interchange $p \leftrightarrow \bar{p}$ followed by $p \rightarrow p$ and $\bar{p} \rightarrow \bar{p}$ up to the overall CP phase factor of the penguin decay.

We are now able to write the complete differential decay rate for $B \rightarrow p\bar{p}K$ with $p\bar{p}$ in s and p-waves in the notation of $^{2S+1}L_J$:

$$\begin{aligned} \frac{d}{dm_{p\bar{p}}} \frac{d}{d\cos\theta_p} \Gamma_{B \rightarrow p\bar{p}K} &= |A^K(^1S_0;0)|^2 + |A^K(^3P_0;0)|^2 + |A^K(^3S_1;0)|^2 + |A^K(^1P_1;0)|^2 \cos^2\theta_p \\ &+ |A^K(^3P_2;0)|^2 (3\cos^2\theta_p - 1) + 2 \operatorname{Re}[A^K(^1S_0;0)A^K(^3P_0;0)^*] \\ &+ |A^K(^1S_0;0)|^2 + |A^K(^3P_0;0)|^2 + |A^K(^3S_1;0)|^2 + |A^K(^1P_1;0)|^2 \cos^2\theta_p \\ &+ |A^K(^3P_2;0)|^2 (3\cos^2\theta_p - 1) + 2 \operatorname{Re}[A^K(^3S_1;1)A^K(^3P_1;1)^*] \sin^2\theta_p \\ &+ |A^K(^3P_2;1)|^2 (3\sin^2\theta_p \cos^2\theta_p) + 2 \operatorname{Re}[A^K(^3S_1;-1)A^K(^3P_1;-1)^*] \sin^2\theta_p \\ &+ |A^K(^3P_2;-1)|^2 (3\sin^2\theta_p \cos^2\theta_p): \end{aligned} \quad (9)$$

Before going further, we point out that the s-wave amplitudes alone cannot generate the asymmetric angular correlation for $B \rightarrow p\bar{p}K$ even though two s-wave amplitudes (1S_0 and 3S_1) enter the right-hand side of Eq. (9): Since the interference terms cancel out between 1S_0 and 3S_1 in this case as

$$\begin{aligned} \frac{d}{dm_{p\bar{p}}} \frac{d}{d\cos\theta_p} \Gamma_{B \rightarrow p\bar{p}K} &= |A^K(^1S_0;0) + A^K(^3S_1;0)\cos\theta_p|^2 \\ &+ |A^K(^1S_0;0) + A^K(^3S_1;0)\cos\theta_p|^2 \\ &+ |A^K(^3S_1;1)|^2 \sin^2\theta_p + |A^K(^3S_1;-1)|^2 \sin^2\theta_p; \end{aligned} \quad (10)$$

$d/d\cos\theta_p$ turns out to be symmetric under $\cos\theta_p \rightarrow -\cos\theta_p$. The same statement holds valid for p-waves alone. The observed steep asymmetry (Fig. 3) requires more than one orbital angular momentum, most likely s-wave and p-wave. It is very important experimentally to study how the angular correlation varies as p-waves increase with $m_{p\bar{p}}$ relative to s-waves across the threshold enhancement. It does not make sense to make a theoretical fit to the shape of the $m_{p\bar{p}}$ plot without large interference between different $p\bar{p}$ partial-waves.

The experimental uncertainty in the angular measurement limits its quantitative analysis at present. Let us be content with qualitative analysis in this paper by approximating or interpreting for simplicity the angular correlation in Fig. 3 as $(1 + \cos\theta_p)^2$. This $\cos\theta_p$ dependence is realized if

$$\begin{aligned} &|A^K(^1S_0;0)|^2 \gg |A^K(^3P_0;0)|^2; \\ &|A^K(^3S_1;0)|^2 \gg |A^K(^1P_1;0)|^2; \quad (\text{Exp}) \\ &|A^K(^1S_0;0)|^2 \gg |A^K(^3S_1;0)|^2; \end{aligned} \quad (11)$$

and all other amplitudes are negligible. An alternative solution is

$$\begin{aligned}
& \gtrsim A^K({}^1S_0;0) - A^K({}^3P_0;0); \\
& \gtrsim A^K({}^3S_1;0) - A^K({}^1P_1;0); \quad (\text{Exp}) \\
& \gtrsim A^K({}^1S_0;0) - A^K({}^3S_1;0);
\end{aligned} \tag{12}$$

and all others are negligible. A small amount of $A^K({}^3P_2;0)$ with the same sign as $A^K({}^3S_1;0)$ would improve the fit a little by lowering the curve near $\cos \theta_p = 0$ and raising it near $\cos \theta_p = \pm 1$, but it is not crucial to the essence of our qualitative argument. While an accurate prediction is difficult because of our deficiency in knowledge of the quark distribution in baryons, the SD argument predicts, as we have argued above, the sign of slope opposite to Fig. 3: The angular distribution is more like $(1 - \beta \cos \theta_p)^2 (\beta \neq 1)$. This angular dependence corresponds to the partial-wave amplitudes,

$$\begin{aligned}
& \gtrsim A^K({}^1S_0;0) - A^K({}^3P_0;0); \\
& \gtrsim A^K({}^3S_1;0) - A^K({}^1P_1;0); \quad (\text{SD}) \\
& \gtrsim A^K({}^1S_0;0) - A^K({}^3S_1;0);
\end{aligned} \tag{13}$$

or alternatively,

$$\begin{aligned}
& \gtrsim A^K({}^1S_0;0) - A^K({}^3P_0;0); \\
& \gtrsim A^K({}^3S_1;0) - A^K({}^1P_1;0); \quad (\text{SD}) \\
& \gtrsim A^K({}^1S_0;0) - A^K({}^3S_1;0);
\end{aligned} \tag{14}$$

instead of Eqs. (11) or (12). Comparing the SD prediction with experiment, we find that the relative signs of the s-to-p-wave amplitudes are opposite between them. We ask what LD effect can possibly cause the sign reversal from Eq. (13) or (14) to Eq. (11) or (12). In the next section we argue that the sign reversal may occur if bound states exist in some of the $p\bar{p}$ channels. Unlike the proof that has ruled out a $p\bar{p}$ resonance, this is speculative and admittedly less clean part of our argument.

III. FINAL-STATE INTERACTION

The three-body final-state interaction FSI was analysed in the approximation of sum of two-body FSI since going beyond is mathematically formidable [16]. Fortunately, in the particle configuration of our interest where the invariant mass of $p\bar{p}$ is small and the K meson recoils fast against $p\bar{p}$, it is a good approximation and at least a common practice to separate the two-body FSI of $p\bar{p}$ ignoring the rest of FSI. Inclusion of $p\bar{p}$ annihilation channels is more a difficult problem. If one wants to make a quantitative analysis, this will be a main source of uncertainty.¹ Our task here is not to obtain numerically accurate results but to search a possible cause of sign flip for the amplitudes in the FSI. In order to make the sign flip argument plausible, we do not need much more than a basic argument of the elastic two-body FSI and its diagrammatic explanation.

¹The FSI of the $p\bar{p}$ was recently studied for an enhancement in $J = \frac{1}{2} p\bar{p}$ [17{19]. In this process, $m_{p\bar{p}}$ is even closer to the threshold and consequently the coulombic FSI may be relevant.

The standard practice in FSI resorts to potential theory and incorporates FSI by modifying the decay amplitudes with nialparticle rescattering as [20]

$$A^{JI}(s) = A^{JI}(s) f^{JI}(k); \quad (15)$$

where $f^{JI}(k)$ stands for the Jost function of a partial-wave eigenchannel in variable $k = \sqrt{s - 4m_N^2}$ ($s = (p_p + p_{\bar{p}})^2$). It is normalized to $f^{JI}(1) = 1$. This FSI factor sum sup ladders or bubbles of nialparticle rescattering in potential. The Jost function can be expressed with the phase of scattering amplitude J^I in the Omnes-Muskhellshvili representation [22];

$$\begin{aligned} \frac{1}{f^{JI}(k)} &= e^{J^I(\cdot)}; \\ J^I(\cdot) &= \frac{1}{\pi} \int_0^{\infty} \frac{J^I(\cdot_0)}{\cdot_0} d\cdot_0; \\ &= \frac{P}{\pi} \int_0^{\infty} \frac{J^I(\cdot_0)}{\cdot_0} d\cdot_0 + i J^I(\cdot); \end{aligned} \quad (16)$$

where $\cdot = k^2$. The lower bound \cdot_0 of the dispersion integral is extended to the negative region ($s < 4m_N^2$) when $p\bar{p}$ annihilation into meson channels is taken into account.

If annihilation and inelastic scattering are ignored, the phase $J^I(\cdot)$ would be equal to the phase shift of $N\bar{N}$ scattering according to the so-called Watson's theorem [24]. If there is a resonance in this elastic case, the phase shift $J^I(\cdot)$ rises from zero, passes through $\pi/2$ at the resonance ($\cdot = \cdot_R$) and approaches π as $\cdot \rightarrow \infty$. (Fig. 4.) Therefore the phase of the decay amplitude acquires a minus sign ($= e^i$) above the resonance $\cdot = \cdot_R$.

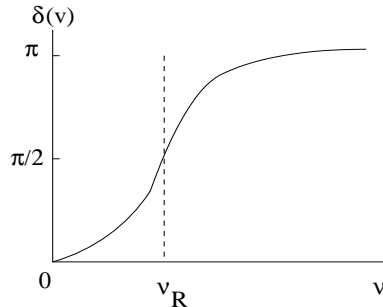


FIG. 4. The phase $\delta(\cdot)$ of the FSI factor e^{J^I} across an elastic resonance.

This negative sign is easily understood in diagram . When a nialparticle pair is produced through a resonance, as depicted in Fig. 5 for $B \rightarrow p\bar{p}K$, the decay amplitude near the resonance takes the form of

$$A^{JI}(s) = \bar{A}^{JI}(s) \frac{g^2(s)}{m_R^2 - im_R \Gamma_R(s) - s}; \quad (17)$$

where $\bar{A}^{JI}(s)$ is the amplitude in the absence of a resonance, m_R and Γ_R (m_R^2) are the resonance mass and width, and $g^2(s)$ is positive at $s = m_R^2$. The reason for positivity of $g^2(m_R^2)$ is as follows: By the phase theorem of FSI [24], it holds that $\arg[A^{JI}(s) \bar{A}^{JI}(s)] =$

$^{JI}(s)$. Therefore, the phase of $A^{JI}(s) = \overline{A}^{JI}(s)$ must be equal to $+ \pi/2$, not $- \pi/2$, at the resonance peak. The phase of the resonant FSI factor in Eq. (17) must agree with this value at the resonance. The phase of $\arg[g^2(m_R^2)]$ is $+ \pi/2$ at $s = m_R^2$ in agreement with the phase theorem if $g^2(m_R^2) > 0$. The function $g^2(s)$ is expected to be only mildly energy dependent even near the threshold since the centrifugal factor k^1 of orbital motion resides in $A^{JI}(s)$ and $\overline{A}^{JI}(s)$, not in $g^2(s)$. Since $g^2(s)$ ($g^2(m_R^2)$) is positive, the sign of $A^{JI}(s)$ is the same as that of $\overline{A}^{JI}(s)$ below the resonance ($m_R^2 < s < m_{R+}$), but turns opposite above the resonance ($s > m_R^2 + m_{R+}$). This is another way of seeing the sign and energy dependence of the FSI factor across a resonance.

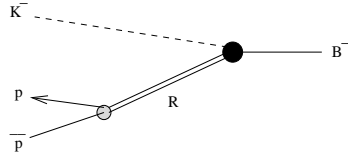


FIG. 5. Resonant production of $p\bar{p}$ in $B^0 \rightarrow p\bar{p}K^0$.

This simple argument is modified by inelasticity above the $N\bar{N}$ threshold and by annihilation into meson channels. When inelastic channels start contributing substantially at $\sqrt{s} > 2m_N + m_\pi$, the FSI formulas of potential theory is no longer applicable. If we simply truncate the phase integral in Eq. (16) at $k = k_{\max}$ somewhere above the inelastic threshold, the FSI factor computed in the narrow-width (step-function) approximation turns out to be

$$e^{JI(k)}, \quad \frac{m_{\max}}{R}; \quad (R < k_{\max}); \quad (18)$$

which satisfies $f(k) \rightarrow 1$ as $(k^2) \rightarrow 1$. This FSI factor is negative between the resonance and the inelastic threshold;

$$1 = f(k) = e^{JI(k)} < 0; \quad (R < k < k_{\max}); \quad (19)$$

It means that the FSI factor gives a minus sign above the resonance until energy goes up so high that inelasticity becomes important. While the negative sign is easy to understand, magnitude of the FSI factor is harder to estimate since it depends on the dispersion integral over the entire energy range.

Let us turn to the effect of the annihilation channels into mesons. The first issue is that the phase JI of the decay amplitude is no longer equal to the phase of the $N\bar{N}$ scattering amplitude at any energy where annihilation occurs. An approximate equality between two phases holds only in those eigenchannels in which the channel coupling is weak between $N\bar{N}$ and the meson channels. It is not obvious whether this is the case for the relevant $N\bar{N}$ channels near the threshold. We must assume it here. Discussion will be made on this point below and in the next section. The other issue is whether relevant $N\bar{N}$ resonances really exist or not. The candidates of $N\bar{N}$ bound states and resonances indeed exist. Since the $N\bar{N}$ bound states can only be loosely bound, N and \bar{N} are spatially separated outside the range of annihilation interaction and therefore the annihilation into mesons is suppressed. Consequently, $N\bar{N}$ bound states would appear as relatively narrow meson resonances in

experiment. That is, an $N\bar{N}_q$ bound state contributes to Eq. (17) in effect as a narrow resonance whose mass is at $4m_p^2 - 4j_B j$ below the threshold. Then, provided that this resonance dominates in production of $p\bar{p}$, the decay amplitude acquires the negative sign of FSI above the threshold (i.e., on the higher side of the "resonance") according to the diagram in Fig. 5 and the discussion following Eq. (17).

We remark on the coupling between $N\bar{N}$ and the annihilation channels. In the $p\bar{p}$ reaction at the threshold the annihilation cross section is larger than the elastic scattering cross section. Can it be compatible with weak coupling between $N\bar{N}$ and annihilation channels? We should first note that the annihilation cross sections fall very rapidly with the inverse flux factor $1/v_p - v_{\bar{p}}$ above the threshold according to the " $1/v$ " law of the exothermic reactions. We should also note that the large annihilation cross section is largely due to multitude of multi-meson annihilation channels with many different partial waves of subchannels. In contrast, the elastic cross section near the threshold is almost entirely due to s-wave scattering. The annihilation cross section may not be so large in many partial-wave eigenchannels a little above the threshold. Therefore, the experimentally observed large total annihilation cross section is not an outright contradiction with weak coupling between $N\bar{N}$ and meson channels.

Theorists are not unanimous about existence of the $N\bar{N}$ bound states and resonances [17{19]. The recent discovery of the state X (1835) in the radiative $J=$ decay suggests that an $N\bar{N}$ bound state may exist after all. If X (1835) is indeed an $N\bar{N}$ bound state in 1S_0 or 3P_0 , it is conceivable that a $N\bar{N}$ bound state exists in the 3S_1 , 3P_1 or 1P_1 channel as well. Because of negative charge parity, experimental search is harder for 3S_1 and 1P_1 in the radiative $J=$ decay than search of 1S_0 and 3P_J . Leaving existence of $N\bar{N}$ bound states as an experimental issue still open, we proceed with our hypothesis of the sign ip and study the consequences in the pK angular correlation.

IV. $N\bar{N}$ BOUND STATES AND $p\bar{K}$ ANGULAR CORRELATION

The 0 resonance X (1835) is the best candidate for the $N\bar{N}$ bound state. It is most likely a state of 1S_0 with $I = 0$ [25]. It might be a 3P_0 state (and 0 in p-wave) of $I = 0$. The width (67:7 - 20:3 - 7:7) MeV is fairly narrow for its high mass. The upper tail of the width extends beyond the $p\bar{p}$ threshold and contributes to the decay into $p\bar{p}$. The BES Collaboration quotes the ratio of branching fractions as $Br(X(1835) \rightarrow p\bar{p}) = Br(X(1835) \rightarrow \pi^+ \pi^-) / 3$. In view of the tiny $p\bar{p}$ phase space, we reason that coupling of X (1835) to $p\bar{p}$ is much stronger than that to mesons. For this reason the BES Collaboration suggests that X (1835) is a likely candidate for a molecular or deuteron-like $N\bar{N}$ bound state. Such a bound state can play a dominant role in producing a $p\bar{p}$ pair in its eigenchannel near the threshold with little annihilation into mesons. This is exactly the state that we want for the cause of the sign ip.

If an $N\bar{N}$ bound state exists in 1S_0 , a bound state may exist in 3S_1 as well by the property of the meson-exchange force between N and \bar{N} . If so, the decay amplitudes $A^K(^1S_0; 0)$ and $A^K(^3S_1; 0)$ ip their signs from the SD ones in Eq. (13) or Eq. (14) to the experimentally observed ones in Eq. (11) or Eq. (12). In this way we would have a chance to obtain the observed trend $(1 + \cos \theta_p)^2$ for the pK angular correlation. Since the $B \rightarrow p\bar{p}K$

amplitudes consist of both $I = 0$ and $I = 1$ of $N\bar{N}$, the sign flip would occur most effectively when the $I = 0$ amplitudes dominate over the $I = 1$ amplitudes;

$$\mathcal{A}^0(^1S_0;0) \neq \mathcal{A}^1(^1S_0;0) \neq \mathcal{A}^0(^3S_1;0) \neq \mathcal{A}^1(^3S_1;0); \quad (20)$$

If the 3S_1 bound state is in $I = 1$ instead of $I = 0$, the second inequality in Eq. (20) should be reversed in direction.

This is our proposal for the resolution of the angular correlation puzzle. In order to make further advance, we need to know more about $X(1835)$ and to search for more candidates of the $N\bar{N}$ bound states. In experiment of B meson physics, we are anxious to know the $m_{p\bar{p}}$ dependence of the angular correlation since it will provide important pieces of information about spin-parity, mass and isospin of the bound states.

As for $B^0 \rightarrow \bar{B}^0 \rightarrow p\bar{p}K_S$, the measurement was made for the oscillating $B^0 \rightarrow \bar{B}^0$ averaged over time and therefore no flavor information is available [9]. So long as the penguin interaction dominates, the time-averaged $p\bar{p}K_S$ angular distribution is symmetric under $\cos \theta_p \rightarrow -\cos \theta_p$ in general. (cf Eq. (3).) Specially, if we keep only the amplitudes of $J = 1$ and $J_z = 0$ in Eq. (9), the angular distribution is

$$\begin{aligned} \frac{d}{dm_{p\bar{p}} d\cos \theta_p} \big|_{B^0 \rightarrow \bar{B}^0 \rightarrow p\bar{p}K_S} &= \int_0^h |\mathcal{A}^{\bar{K}^0}(^1S_0;0)|^2 + |\mathcal{A}^{\bar{K}^0}(^3P_0;0)|^2 \\ &+ |\mathcal{A}^{\bar{K}^0}(^3S_1;0)|^2 + |\mathcal{A}^{\bar{K}^0}(^1P_1;0)|^2 \cos^2 \theta_p : \end{aligned} \quad (21)$$

The curve of this angular correlation for $p\bar{p}K_S$ is concave in $\cos \theta_p$. The data [9] in Fig. 6 indeed show the tendency of roughly $1 + \cos^2 \theta_p$ albeit with very large uncertainty. The branching fraction was also measured [9] and its ratio to that of $p\bar{p}K$ is

$$\text{Br}(B^0 \rightarrow \bar{B}^0 \rightarrow p\bar{p}K_S) = \text{Br}(B^+ \rightarrow p\bar{p}K^+) \times 0.23 \quad (22)$$

with roughly 20% of statistical errors and 10% of systematic errors. This number would be 0.5 if the $I = 0$ amplitudes completely dominate over the $I = 1$ amplitudes in Eq. (20). If the $I = 1$ amplitudes are about 20% of the $I = 0$ amplitudes, however, this ratio 0.23 can be reproduced.

V. \bar{P} CHANNEL

The threshold enhancement has been observed in other three-body baryonic final states, \bar{p} , $p\bar{p}$, and \bar{K}^+ (charge conjugated states combined) as well as in \bar{p} and many decay modes of the $b \rightarrow c$ transition. However, the angular correlation has been measured only for a few of them; \bar{p}^+ , \bar{p} , and $c\bar{p}^+$ all in low statistics. Let us look into the \bar{p} enhancement observed in \bar{p}^+ and \bar{p} of \bar{B}^0 decay and the conjugate, for which the dominant process is the penguin decay.

In the color-dominant process the spectator \bar{d} -quark forms \bar{p}^+ through capture by the energetic u -quark that comes directly from the strong penguin interaction. Since neither \bar{p}^+ nor \bar{p} picks up the slow spectator, their average energies in the \bar{B}^0 rest frame should be

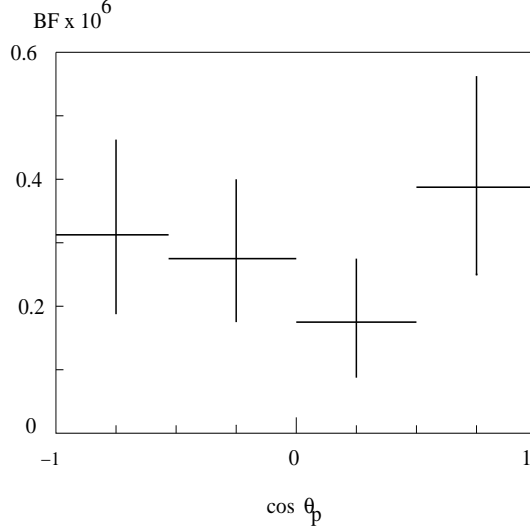


FIG. 6. The $p\bar{K}_S$ angular correlation in the $p\bar{p}$ rest frame of $B^0 \rightarrow \bar{p} p \bar{K}_S$.

comparable. That is, the \bar{p}^+ angular correlation in the \bar{p} rest frame ought to be more or less symmetric and flat in $\cos \bar{\theta}_p$. This naive SD prediction is in line with experiment within large uncertainty: The measured angular correlation [9] does not show marked asymmetry nor large variation in $\cos \bar{\theta}_p$. (See Fig. 7.) The \bar{p}^+ angular distribution can be fitted with any of $1, 1 + \beta \sin^2 \bar{\theta}_p$, and $(1 - \beta \cos \bar{\theta}_p)^2$ with small constant β . Although the angular distribution is consistent with the SD prediction, one cannot rule out a resonance for the \bar{p} enhancement: A resonance of $J = 0$ leading to $d = d_p - 1$ is certainly acceptable. A resonance of $J = 1$ is neither ruled out since the flat distribution arises with $\mathcal{A}_{++;0}^1 J^2 + \mathcal{A}_{-;0}^1 J^2 = \frac{1}{2} (\mathcal{A}_{+;0}^1 J^2 + \mathcal{A}_{-;0}^1 J^2)$.

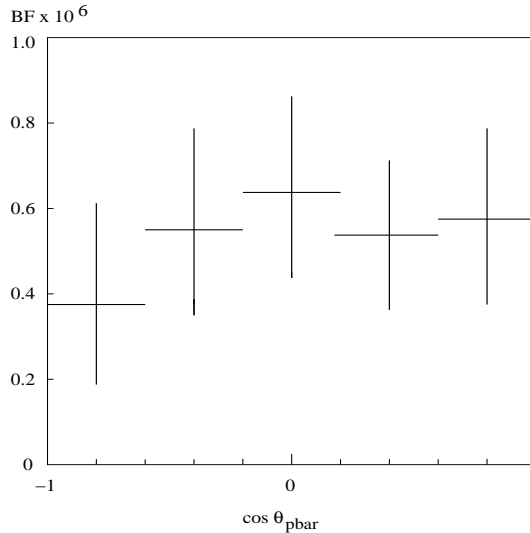


FIG. 7. The \bar{p}^+ angular correlation in the \bar{p} rest frame of $B^0 \rightarrow \bar{p} p^+$.

Let us turn to \bar{p}^- . In the SD picture the energetic s -quark is emitted against \bar{p} by the radiative penguin interaction and enters \bar{p} while the slow spectator \bar{d} turns into a constituent of \bar{p} . The SD prediction is therefore that \bar{p} moves along \bar{p} in the \bar{p} rest frame, that is, $d = d_p -$

should rise toward $\cos \bar{\theta} = 1$, where $\bar{\theta}$ is the angle between \bar{p} and γ in the \bar{p} rest frame. The observed \bar{p} angular correlation clearly shows this trend in line with the SD prediction. (See Fig. 8.)

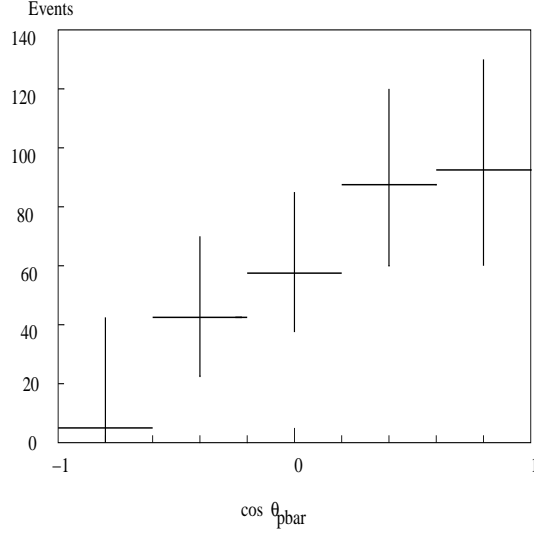


FIG. 8. The \bar{p} angular correlation in the \bar{p} rest frame of $B^- \rightarrow \bar{p}$.

Although the SD prediction is right for γ , a resonance cannot be ruled out for \bar{p} . The helicity expansion of the \bar{p} amplitude is modified by spin of γ . The helicity of γ is ± 1 since the s-quark emitted by the penguin interaction is left-handed. Therefore $J_z = \pm 1$ for \bar{p} in their rest frame and the \bar{p} angular correlation is given generally by

$$\frac{d}{d\cos \bar{\theta}} \frac{d\Gamma}{d\cos \bar{\theta}} = \sum_{J=0}^{\infty} \sum_{J_z=J}^{\infty} |A_{\bar{p}}^{J, J_z}|^2 |d_{1, J_z}^J(\bar{\theta})|^2; \quad (\bar{\theta} = \bar{\theta}_{\bar{p}}) \quad (23)$$

Note here that the first subscript of $d_{1, J_z}^J(\bar{\theta})$ is 1 owing to $J_z = \pm 1$. The \bar{p} enhancement cannot be a resonance of $J = 0$ since $J = 0 \nrightarrow J_z = \pm 1$ for $d_{1, J_z}^J(\bar{\theta})$. However, we cannot rule out a $J = 1$ resonance since with

$$1 + \cos \bar{\theta} = 2d_{11}^1(\bar{\theta})^2 + d_{10}^1(\bar{\theta})^2; \quad (24)$$

the linear correlation $1 + \cos \bar{\theta}$ arises if the helicity amplitudes for \bar{p} happen to obey, for instance,

$$A_{+, 1}^1 = 2 A_{+, 1}^1; \quad A_{-, 1}^1 = 0; \quad (25)$$

Because of the preferred photon helicity, the \bar{p} angular correlation can be asymmetric under $\cos \bar{\theta} \rightarrow -\cos \bar{\theta}$ even with a single partial wave unlike those of pK^+ and \bar{p}^+ . Combining our observations in $B^- \rightarrow \bar{p}^+$ and $B^- \rightarrow \bar{p}$ together, we can rule out a $J = 0$ resonance for \bar{p} , but not a $J = 1$ resonance. However, there is no motivation to call for a \bar{p} resonance or bound state at present until we see clear discrepancy with the SD prediction in the angular correlation.

V I. S U M M A R Y A N D R E M A R K S

Three-body baryonic decay modes are favoured over two-body baryonic decay modes since a baryon-antibaryon pair may be emitted nearly collinearly in three-body decay. Indeed experiment confirms that the invariant mass of the baryon-antibaryon pair is strongly enhanced near the threshold in most modes. Although the SD picture appears to describe general trends of three-body decays in most cases, we have encountered one blatant contradiction with the SD picture in the angular correlation between p and K^- in $B^- \rightarrow p\bar{p}K^-$.

Failure of the SD picture means that some LDE effect enters the process of $B^- \rightarrow p\bar{p}K^-$ and reverses the angular dependence. We have pointed our finger to the nucleon-antinucleon bound states for the cause of sign flip of the SD amplitudes. There is a simple diagrammatic way to argue for it. To explain the decay $B^+ \rightarrow p\bar{p}K^+$, we have postulated $X(1835)$ to be the 1S_0 bound state of $N\bar{N}$. That is, $X(1835)$ is a molecular six-quark state $qqqq\bar{q}\bar{q}$ or a deuteron-like state and primarily couples to $N\bar{N}$ rather than to mesons. Many theorists have made the same or similar proposals on the nature of $X(1835)$, with motivations very different from ours. In addition, we need a 3S_1 bound state of $N\bar{N}$. The maximum asymmetry of the angular correlation should occur at the energy where kinematically rising p-wave amplitudes become comparable with the falling s-wave amplitudes. The $m_{p\bar{p}}$ angular dependence will tell us a lot about dynamics near the $p\bar{p}$ threshold.

Our argument depends on strong interaction dynamics near the $N\bar{N}$ threshold that has not been proven nor disproven experimentally. Some might feel that we have blown out a possible solution to a small puzzle into a farfetched speculation. We cannot counter such objections effectively. Our argument presented in this paper is a conjecture or a hypothesis, certainly not a theorem. Although our argument is only exploratory and speculative, the sign flip by a bound state or a resonance can occur generally and cause failure of the simple quark-gluon argument of multi-body B meson decay.

While our argument of the sign flip is exploratory in nature, we would like to emphasize that the partial-wave expansion analysed here will be very useful as a general tool to penetrate into complexity of three-body decay dynamics. To show its usefulness, we have ruled out convincingly the resonance hypothesis for the $p\bar{p}$ threshold enhancement. We have also shown that the FSI in s-waves or in p-waves alone should not describe the enhancement either. While the angular correlation measurement is not extensive nor accurate enough at present, we expect that partial-wave analysis of three-body decay will shed more of new light on dynamics of B decay in near future since the data are rapidly accumulating.

A C K N O W L E D G M E N T S

This work was supported by the Director, Office of Science, Office of High Energy and Nuclear Physics, Division of High Energy Physics, of the U.S. Department of Energy under contract DE-AC02-05CH11231.

REFERENCES

- [1] K .Abe et al., Belle Collaboration, Phys. Rev. Lett. 88, 181803 (2003).
- [2] M .Z .W ang et al., Belle Collaboration, Phys. Rev. Lett. 90, 201802 (2003); 92, 131801 (2004); Y .J .Lee, Belle Collaboration, Phys. Rev. Lett. 93, 211801 (2004).
- [3] B .Aubert et al., Phys. Rev. D 72 051101 (2005).
- [4] N .G abyshev et al., Belle Collaboration, Phys. Rev. D 66, 091102 (2002); K Abe et al., Belle Collaboration, Phys. Rev. Lett. 89, 151802 (2002); B .Aubert et al., BaBar Collaboration, hep-ex/0408035; N .G abyshev et al., Belle Collaboration, hep-ex/0409005.
- [5] C .K .Chua, W .S .Hou, and S .Y .T sai, Phys. Lett. B 544, 139 (2002).
- [6] J .L .Rosner, Phys. Rev. D 68, 014004 (2003).
- [7] H .Y .Cheng and K .C .Yang, Phys. Rev. D 65, 054028 (2002); D 66 094009 (2002); D 66; 014020 (2002); D 67 034008 (2003).
- [8] H -Y .Cheng, hep-ph/0603003 and references therein.
- [9] M .Z .W ang et. al., Belle Collaboration, Phys. Lett. B 617, 141 (2005).
- [10] J .L .Rosner, Phys. Rev. Lett. 21, 950 (1968); 22, 689 (1969); H .Harari, Phys. Rev. Lett. 22, 562 (1969).
- [11] Y .L .Lee et al., Belle Collaboration, Phys. Rev. Lett. 95, 061802 (2005).
- [12] M .Ablakim et al., BES Collaboration, Phys. Rev. Lett. 93, 112002 (2005).
- [13] M .Jacob and G .W ick, Ann. Phys. 7, 404 (1959).
- [14] M .E .Rose, Elementary Theory of Angular M omentum , (W iley and Sons, New York, 1957); A .R .Edm onds, Angular M omentum in Quantum M echanics (P rinceton Univ. P ress, P rinceton, N .J., 1960).
- [15] J .H aidenbauer, U lfG .M eissner, and A .S ibirtsev, hep-ph/0605127.
- [16] L .D .Faddeev, Soviet Phys. JETP , 12, 1014 (1961); Soviet Phys. Doklady, 6, 384 (1961); 7, 600 (1963).
- [17] B .K erbikov, A .Stavinsky, and V .Fedotov, Phys. Rev. C 69 055205 (2004); B .S .Zou and H .C .Chiang, Phys. Rev. D 69, 034004 (2004);
- [18] A .S ibirtsev, J .H aidenbauer, S .K rewald, U lfG .M eissner, and A .W .Thom as, Phys. Rev. D 71, 054010 (2005).
- [19] B .Loiseau and S .W yocch, Phys/ Rev. D 72, 011001 (2005).
- [20] J .G illespie, Final-State Interaction (Holden Day, San Francisco, 1964), p.19 and references therein.
- [21] R .Jost and A .Pais, Phys. Rev. 82, 840 (1951); R .Jost and W .K ohn, Phys. Rev. 87, 977 (1952); T .Y .W u and T .O hmura, The Theory of Scattering (P rentice Hall, Englewood C li s, N .J., 1962), p.108.
- [22] N .I .M uskhelishvili, Singular Integral Equation (Noordhoof, Gronigen, 1953), p.204; R .Om nes, Nuovo C im ento 8, 316 (1958).
- [23] N .Levinson, Danske Videnskab. Selskab. Mat.-fys. Medd. 25 (1949) 9.
- [24] K .W atson, Phys. Rev. 88, 1163 (1952); K .A izu, Proc. Intern. Conf. Theoret. Phys. (Kyoto-Tokyo Science Council, 1953), p.200; A .B .M igdal, JETP , 1, 2 (1955).
- [25] S .O lsen, hep-ex/0305048; J .Z .Bai et al., BES Collaboration, Phys. Rev. Lett. 91, 022001 (2003).