

# Small Visible Energy Scalar Top Iterative Discriminant Analysis

**A. Sopczak<sup>1</sup>, A. Finch<sup>1</sup>, A. Freitas<sup>2</sup>,  
C. Milstène<sup>3</sup>, M. Schmitt<sup>4</sup>**

<sup>1</sup>Lancaster University, UK; <sup>2</sup>Zurich University, Switzerland;

<sup>3</sup>Fermilab, USA; <sup>4</sup>Northwestern University, USA

## Abstract

Light scalar top quarks with a small mass difference with respect to the neutralino mass are of particular cosmological interest. This study uses an Iterative Discriminant Analysis method to optimize the expected selection efficiency at a International Linear Collider (ILC).

Presented at the 2006 International Linear Collider Workshop - Bangalore,  
India,  
to be published in the proceedings.



## Small Visible Energy Scalar Top Iterative Discriminant Analysis

A. Sopczak<sup>1</sup>, A. Finch<sup>1</sup>, A. Freitas<sup>2</sup>, C. Milstène<sup>3</sup>, M. Schmitt<sup>4</sup>

<sup>1</sup>Lancaster U., UK, <sup>2</sup>Zurich U., Switzerland, <sup>3</sup>Fermilab, USA, <sup>4</sup>Northwestern U., USA

**Abstract.** Light scalar top quarks with a small mass difference with respect to the neutralino mass are of particular cosmological interest. This study uses an Iterative Discriminant Analysis method to optimize the expected selection efficiency at a International Linear Collider (ILC).

### 1. Introduction

The search for scalar top quarks and the determination of their parameters in the framework of Supersymmetric models are important aspects of the Linear Collider physics programme. The lightest neutralino with a small mass difference ( $\Delta m$ ) to the scalar top quark is a candidate for dark matter in the Universe [1]. The dark matter rate could be measured at a Linear Collider [2,3]. This study applies an Iterative Discriminant Analysis (IDA) [4] to a scenario involving a 122.5 GeV scalar top and a 107.2 GeV neutralino at  $\sqrt{s} = 260$  GeV which is near threshold. This center-of-mass energy will be used for the scanning phase of the ILC operation and a luminosity of  $50 \text{ fb}^{-1}$  is assumed. The event generation and detector simulation has been performed with unpolarised beams as for a sequential cut-based analysis [2]. In particular, a vertex detector concept of the Linear Collider Flavour Identification (LCFI) collaboration [5], which studies pixel detectors for heavy quark flavour identification, has been implemented in simulations for c-quark tagging in scalar top studies.

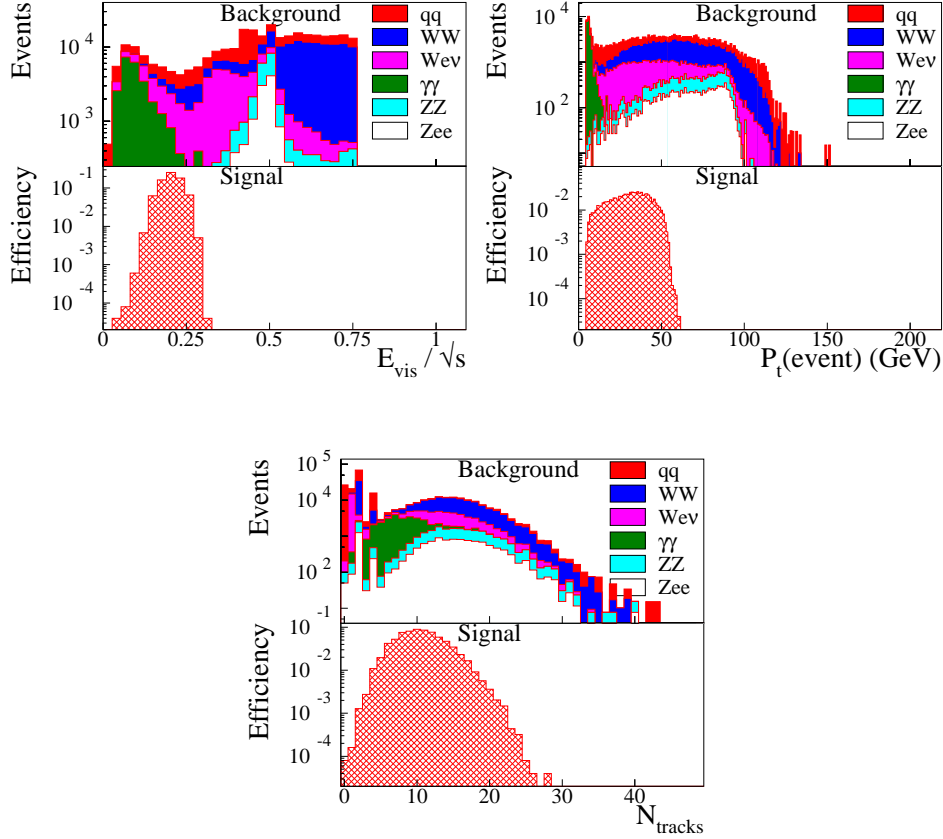
### 2. Preselection

Only two c-quarks and missing energy (from undetected neutralinos) are expected from the reaction  $e^+e^- \rightarrow \tilde{t}_1 \tilde{t}_1^* \rightarrow c\tilde{\chi}_1^0 \bar{c}\tilde{\chi}_1^0$ . After a simple event preselection, the expected remaining signal and background events are given in Table 1. The requirement  $0.1 < E_{\text{vis}}/\sqrt{s} < 0.3$  reduces the  $e^+e^- \rightarrow W^+W^-$ ,  $ZZ$ ,  $q\bar{q}$  and  $\gamma\gamma \rightarrow q\bar{q}$  backgrounds. Remaining two-photon events are almost completely removed by the cut  $p_t(\text{event}) > 15$  GeV. Requiring at least four but no more than 50 tracks removes mostly very low multiplicity background.

**Table 1.** Generated events, events used for the IDA training, events after the preselection,  $\sqrt{s} = 260$  GeV cross section, scaling factor, and expected number of events.

Process	Total $\times 1000$	50% training	After preselection	$\sigma$ (pb)	Factor per $50 \text{ fb}^{-1}$	Expected events
signal	50	25	13113	0.0225	0.0450	590
$q\bar{q}$ , $q \neq t$	350	175	55	49.5	14.14	778
$W^+W^-$	180	90	49	16.9	9.300	456
$We\nu$	210	105	914	1.73	0.824	753
2-photon	1600	800	3	786	49.13	147
$ZZ$	30	15	13	5.05	18.33	238
$eeZ$	210	105	12	1.12	0.533	6.4

The distributions of visible energy, transverse momentum and charged track multiplicity before preselection are shown in Fig. 1. After the preselection 52.5% signal efficiency and 2379 background events remain per  $50 \text{ fb}^{-1}$ .

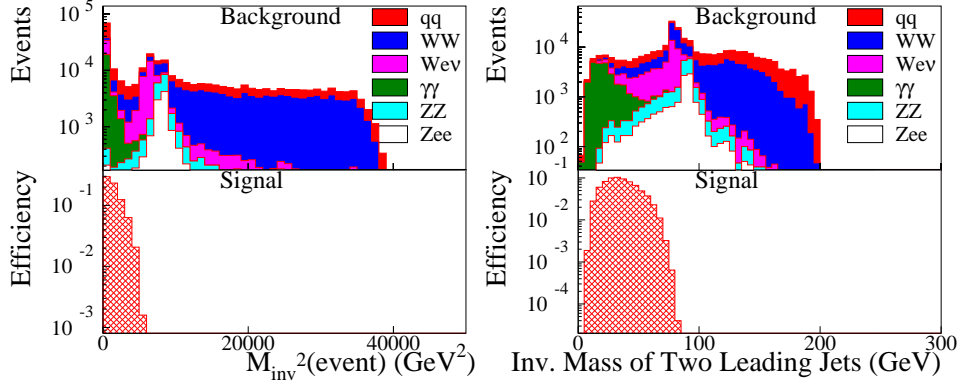


**Figure 1.** Event distributions before preselection.

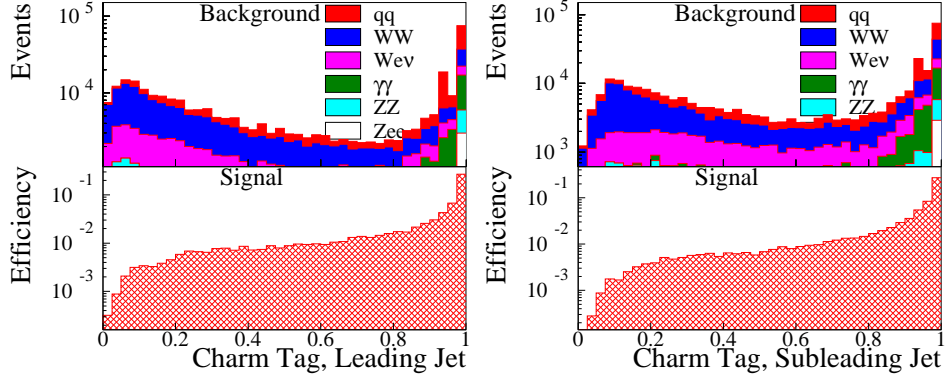
### 3. IDA Event Selection

Figure 2 shows additional input variables used in the IDA: the event invariant mass and the invariant mass of the two jets. Further input variables are the  $c$ -quark tagging of the leading (most energetic) and subleading jets (Fig. 3). The  $c$ -quark jet tagging has been performed with a neural network [6] optimized for small  $\Delta m$ .

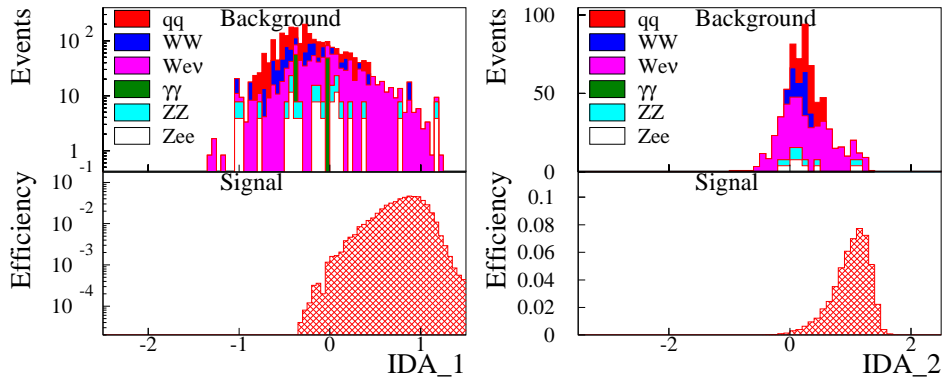
The IDA has been applied in two steps in order to optimize the performance, as shown in Fig. 4. In the first step, a cut was applied on the IDA\_1 output variable such that 99.5% of the signal events remain. This leads to 52.0% signal efficiency and 490 background events per  $50 \text{ fb}^{-1}$ . These remaining signal and background events have been passed to the second IDA step. A cut on the IDA\_2 output variable determines the final selection efficiency and the corresponding expected background. The resulting performance is shown in Fig. 5.



**Figure 2.** Distributions of IDA inputs after preselection.



**Figure 3.** Distributions of IDA inputs after preselection.



**Figure 4.** IDA output for steps 1 and 2. In the first IDA step, a cut on IDA\_1 is applied at zero, retaining 99.5% of the simulated signal input events.

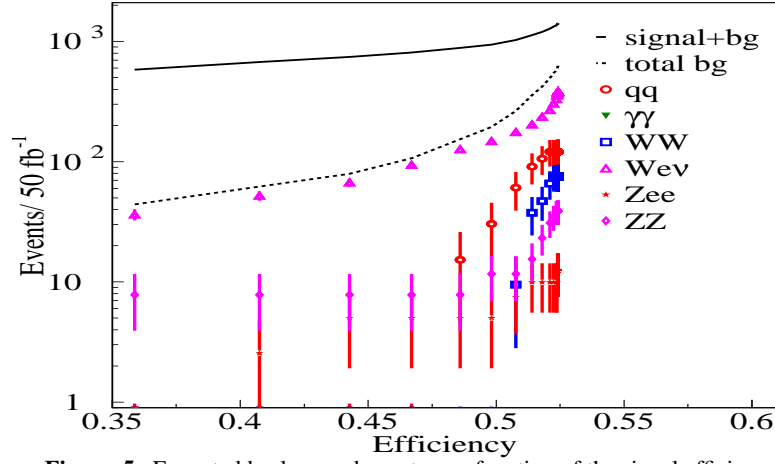


Figure 5. Expected background events as a function of the signal efficiency.

#### 4. Conclusions

The Iterative Discriminant Analysis leads to a good signal over background ratio for the investigated Supersymmetric scenario with a scalar top mass of 122.5 GeV and a neutralino mass of 107.2 GeV (Fig. 5). For 50% signal efficiency (560 signal events) about 200 background events (mostly  $We\nu$ ) are expected per  $50 \text{ fb}^{-1}$ . The analysis is a step towards a precise scalar top mass determination. The expected uncertainty in the light scalar top mass measurement dominates the uncertainty in the dark matter prediction from the co-annihilation process [2,3]. A further study will also include a systematic error analysis. While this study has focused on  $\sqrt{s} = 260 \text{ GeV}$ , an IDA study for this small  $\Delta m$  scenario at  $\sqrt{s} = 500 \text{ GeV}$  is in progress [7] and a much improved determination of the dark matter prediction is expected [8]. Further plans are to focus on the vertex detector design, including the implementation of a new LCFI [5] c-quark tagging.

#### Acknowledgements

AS would like to thank the LCFI Colleagues for fruitful discussions on the analysis and for comments during the preparation of the presentation.

#### References

- [1] C. Balázs, M. Carena and C. E. M. Wagner, *Phys. Rev. D* **70** (2004) 015007.
- [2] M. Carena, A. Finch, A. Freitas, C. Milstène, H. Nowak and A. Sopczak, *Phys. Rev. D* **72** (2005) 115008.
- [3] A. Sopczak, M. Carena, A. Finch, A. Freitas, C. Milstène and H. Nowak, SUSY'05 conference, hep-ph/0605225.
- [4] J. Malmgren and K. Johansson, *Nucl. Inst. Methods A* **403** (1998) 481.
- [5] LCFI Collaboration, <http://hepwww.rl.ac.uk/lcfi>
- [6] T. Kuhl, "Hadronic branching ratio of a SM-like Higgs boson at a future linear collider", Proc. of the Int. Conference on Linear Colliders (LCWS 04), Paris, France, 19-24 April 2004.
- [7] A. Sopczak, A. Finch, A. Freitas, C. Milstène and M. Schmitt, SUSY'06 conference, Irvine, USA.
- [8] A. Freitas, C. Milstène, M. Schmitt and A. Sopczak, in preparation.