

Implications of Fritzsch-like lepton mass matrices

Monika Randhawa¹, Gulsheen Ahuja², Manmohan Gupta²

¹ University Institute of Engineering and Technology, P. U., Chandigarh, India.

² Department of Physics, Centre of Advanced Study, P. U., Chandigarh, India.

March 8, 2019

Abstract

Using seesaw mechanism and Fritzsch-like texture 6 zero and 5 zero lepton Dirac mass matrices, detailed predictions for 18 possible cases pertaining to normal/inverted hierarchy as well as degenerate scenario of neutrino masses have been carried out. For the inverted hierarchy and degenerate scenario of neutrino masses, all the cases considered here are ruled out by the existing data. For the normal hierarchy cases, the lower limit of the lightest neutrino mass and of s_{13} as well as the range of CP violating phase would have implications for the texture 6 zero and texture 5 zero cases considered here.

In the last few years, apart from establishing the hypothesis of neutrino oscillations, impressive advances have been made in understanding the phenomenology of neutrino oscillations through solar neutrino experiments [1], atmospheric neutrino experiments [2], reactor based experiments [3] and accelerator based experiments [4]. At present, one of the key issues in the context of neutrino oscillation phenomenology is to understand the pattern of neutrino masses and mixings which seems to be vastly different from that of quark masses and mixings. In fact, whereas in case of quarks, the masses and mixing angles show distinct hierarchy, in the case of neutrino mixing, the two angles governing solar and atmospheric neutrino oscillations look to be rather large and may even be maximal. The third angle is very small compared to these and at present only its upper limit is known. Similarly, at present there is no consensus about neutrino masses which may show normal/inverted hierarchy or may even be degenerate. The situation becomes further complicated when one realizes that neutrino masses are much smaller than lepton and quark masses.

In the context of quark masses, it may be noted that texture specific mass matrices [5, 6] seem to be very helpful in understanding the pattern of quark mixings and CP violation. This has motivated several attempts [7], in the flavor as well as the non-flavor basis, to consider texture specific lepton mass matrices for explaining the pattern of neutrino masses and mixings. In the absence of sufficient amount of data regarding neutrino masses and

oscillation parameters, it would require a very careful scrutiny of all possible textures to find viable structures which are compatible with data and theoretical ideas so that these be kept in mind while formulating mass matrices at the Grand Unified Theories (GUT's) scale. In this context, using seesaw mechanism as well as normal hierarchy of neutrinos, Fukugita, Tanimoto and Yanagida [8] have carried out an interesting analysis of Fritzsch-like texture 6 zero mass matrices [9]. It may be noted that when small neutrino masses are sought to be explained through seesaw mechanism [10] given by

$$M = M_D^T (M_R)^{-1} M_D; \quad (1)$$

where M_D and M_R are respectively the Dirac neutrino mass matrix and the right-handed Majorana neutrino mass matrix, then the predictions are quite different when texture is imposed on M_D or M_R . For the normal hierarchy of neutrino masses, while Fukugita et al. [8] have imposed texture 6 zero structure on M_D , Xing et al. [11] have considered several possible texture specific structures for M_R . These attempts also use parallel texture structures for neutrinos and charged lepton mass matrices, compatible with specific models of GUT's [7] as well as these could be obtained using considerations of Abelian family symmetries [12]. In the absence of any clear signals from the data regarding the structure of mass matrices, it becomes desirable to carry out detailed and exhaustive studies related to any particular texture of lepton mass matrices.

Using seesaw mechanism and imposing parallel texture structure on lepton Dirac mass matrices, the purpose of the present communication is to investigate large number of possibilities, 18 in all, of Fritzsch-like texture 6 zero and texture 5 zero mass matrices for normal/inverted hierarchy as well as degenerate scenario of neutrino masses. Further, detailed dependence of mixing angles on the lightest neutrino mass as well as the parameter space available to the phases of mass matrices have also been investigated for texture 6 zero as well as for texture 5 zero cases. Furthermore, several phenomenological quantities such as Jarlskog's rephasing invariant parameter J , the CP violating Dirac-like phase and the effective neutrino mass m_{ee} , related to neutrinoless double beta decay $(\beta\beta)_0$, have also been calculated for different cases.

To begin with, we summarize the current 3σ values of the neutrino mass and mixing parameters, as have been arrived at by some of the recent analyses [13],

$$m_{12}^2 = (7.3 - 8.5) \times 10^5 \text{ eV}^2; \quad m_{23}^2 = (1.7 - 2.9) \times 10^3 \text{ eV}^2; \quad (2)$$

$$\sin \theta_{12} = 0.51 - 0.60; \quad \sin \theta_{23} = 0.58 - 0.82; \quad \sin \theta_{13} < 0.16; \quad (3)$$

To define the various texture specific cases considered here, we begin with the modified Fritzsch-like matrices, e.g.,

$$M_1 = \begin{pmatrix} 0 & 0 & A_1 & 0 \\ 0 & A_1 & D_1 & B_1 \\ 0 & B_1 & C_1 & 0 \end{pmatrix} \begin{pmatrix} 1 & & & \\ & A & & \\ & & A & \\ & & & 1 \end{pmatrix}; \quad M_D = \begin{pmatrix} 0 & 0 & A & 0 \\ 0 & A & D & B \\ 0 & B & C & 0 \end{pmatrix} \begin{pmatrix} 1 & & & \\ & A & & \\ & & A & \\ & & & 1 \end{pmatrix}; \quad (4)$$

M_1 and M_D respectively corresponding to Dirac-like charged lepton and neutrino mass

matrices. Both the matrices are texture 2 zero type with $A_{1()} = \tilde{A}_{1()} \tilde{P}^{i_{1()}}$ and $B_{1()} = \tilde{B}_{1()} \tilde{P}^{i_{1()}}$, in case these are symmetric then $A_{1()}$ and $B_{1()}$ should be replaced by $A_{1()}$ and $B_{1()}$, as well as $C_{1()}$ and $D_{1()}$ should respectively be defined as $C_{1()} = \tilde{C}_{1()} \tilde{P}^{i_{1()}}$ and $D_{1()} = \tilde{D}_{1()} \tilde{P}^{i_{1()}}$. The matrices considered by Fukugita et al. are of symmetric kind and can be obtained from the above mentioned matrices by taking both D_1 and D_2 to be zero, which reduces the matrices M_1 and M_D to texture 3 zero type. Texture 5 zero matrices can be obtained by taking either $D_1 = 0$ and $D_2 \neq 0$ or $D_1 \neq 0$ and $D_2 = 0$, thereby, giving rise to two possible cases of texture 5 zero matrices, referred to as texture 5 zero $D_1 = 0$ case pertaining to M_1 texture 3 zero type and M_D texture 2 zero type and texture 5 zero $D_2 = 0$ case pertaining to M_1 texture 2 zero type and M_D texture 3 zero type.

To fix the notations and conventions as well as to facilitate the understanding of inverted hierarchy case and its relationship to the normal hierarchy case, we detail the essentials of formalism connecting the mass matrix to the neutrino mixing matrix. The mass matrices M_1 and M_D given in equation (4), for hermitian as well as symmetric case, can be exactly diagonalized, details of hermitian case can be looked up in our earlier work [6], the symmetric case can similarly be worked out. To facilitate diagonalization, the mass matrix M_k , where $k = 1, D$, can be expressed as

$$M_k = Q_k \tilde{M}_k P_k; \quad (5)$$

where \tilde{M}_k^r is a real symmetric matrix with real eigenvalues and Q_k and P_k are diagonal phase matrices, for the hermitian case $Q_k = P_k^Y$. The real matrix \tilde{M}_k^r is diagonalized by the orthogonal transformations, O_k , e.g.,

$$M_k^{\text{diag}} = (Q_k O_k)^Y \tilde{M}_k (Q_k O_k); \quad (6)$$

where O_k is orthogonal transformation diagonalizing \tilde{M}_k^r and P_k is diagonal phase matrix used to facilitate the construction of diagonalizing transformations for different hierarchies. It is defined as $\text{diag}(1; \tilde{e}^i; 1)$ for the case of normal hierarchy and as $\text{diag}(1; e^i; e^i)$ for the case of inverted hierarchy.

To understand the relationship between diagonalizing transformations for different hierarchies of neutrino masses as well as for the charged lepton case, we consider the first element of the general diagonalizing transformation O_k , which can be written as

$$O_k(11) = \frac{S \frac{m_2 m_3 (m_3 + m_2 - D_{1()})}{(m_1 + m_2 + m_3 - D_{1()}) (m_1 - m_3) (m_1 - m_2)}}{S}; \quad (7)$$

where m_1, m_2, m_3 are eigenvalues of M_k . In the case of charged leptons, because of the hierarchy $m_e \ll m_\mu \ll m_\tau$, the mass eigenstates can be approximated respectively to the flavor eigenstates, as has been considered by several authors [8, 11]. In this approximation, $m_{11}' \approx m_e, m_{12}' \approx m_\mu$ and $m_{13}' \approx m_\tau$, one can obtain the first element of the diagonalizing matrix O_1 from the above element of the general diagonalizing matrix O_k by replacing

m_1, m_2, m_3 by m_e, m_μ, m_τ , eg.,

$$O_1(11) = \frac{s}{(m_e + m_\mu + m_\tau + D_1)(m_e + m_\mu)(m_e + m_\tau)} : \quad (8)$$

In the case of neutrinos, the diagonalizing transformation is hierarchy specific. The same general diagonalizing transformation, equation (7), can further be used for diagonalizing M given in equation (1), wherein we have assumed M_R to be given by $M_R = m_R \text{diag}(1;1;1)$. Further in M_R , we have absorbed any residual phases which could occur while diagonalizing M , the details of these would be published elsewhere. One of the elements of diagonalizing transformation for Majorana neutrinos, assuming normal hierarchy, defined as $m_1 < m_2 < m_3$, and also valid for the degenerate case defined as $m_1 \sim m_2 \sim m_3$, obtained by replacing m_1, m_2, m_3 by $\sqrt{m_1 m_R}, \sqrt{m_2 m_R}, \sqrt{m_3 m_R}$, is given as

$$O_1(11) = \frac{s}{(\sqrt{m_1} + \sqrt{m_2} + \sqrt{m_3} + D)(\sqrt{m_1} + \sqrt{m_3})(\sqrt{m_1} + \sqrt{m_2})}; \quad (9)$$

where m_1, m_2 and m_3 are neutrino masses. The parameter D is to be divided by $\sqrt{m_R}$, however as D is arbitrary therefore we retain it as it is.

In the same manner, one can obtain the elements of diagonalizing transformation for the inverted hierarchy case, defined as $m_3 < m_1 < m_2$, by replacing m_1, m_2, m_3 with $\sqrt{m_1 m_R}, \sqrt{m_2 m_R}, \sqrt{m_3 m_R}$, eg.,

$$O_1(11) = \frac{s}{(\sqrt{m_1} + \sqrt{m_2} + \sqrt{m_3} + D)(\sqrt{m_1} + \sqrt{m_3})(\sqrt{m_1} + \sqrt{m_2})}; \quad (10)$$

The other elements of diagonalizing transformations in the case of neutrinos as well as charged leptons can similarly be found.

The lepton mixing matrix in terms of the matrices used for diagonalizing the mass matrices M_1 and M can be written as

$$U = (Q_1 O_1)^Y (Q_D O_D) : \quad (11)$$

The phase matrix $_1$ can be eliminated by redefinition of phases of leptons and $_D$ would require redefinition of Majorana phases which in the present case do not contribute. Therefore, the lepton mixing matrix can be written as

$$U = O_1^Y Q_D O; \quad (12)$$

where $Q_{1,D}$, without loss of generality, can be taken as $Q_{1,D} = (e^{i_1}; 1; e^{i_2})$, where $_1$ and $_2$ are related to the phases of mass matrices and can be treated as free parameters.

Before discussing the results, it is desirable to discuss some of the specific details

pertaining to various inputs. For the purpose of calculations, we have taken the lightest neutrino mass, the phases ϕ_1, ϕ_2 and D_1 as free parameters, the other two masses can be constrained by $m_{12}^2 = m_2^2 - m_1^2$ and $m_{23}^2 = m_3^2 - m_2^2$, in the normal hierarchy case, and $m_{23}^2 = m_2^2 - m_3^2$, in the inverted hierarchy case. The constraints pertaining to masses and mixing angles, used in the analysis, have been incorporated in equations (2) and (3).

In all, we have carried out calculations for 18 possible cases pertaining to texture 6 zero and texture 5 zero lepton mass matrices assuming neutrinos to be Majorana-like. For both the textures we have considered the three possible hierarchies, namely normal, inverted and degenerate case, as well as we have considered charged leptons to be in the flavor basis and the case where M_1 and M_D have parallel structure. Further, for the texture 5 zero case again both the possibilities i.e. $D_1 = 0$ case and $D = 0$ case have been considered.

To begin with, we discuss the essentials of the analysis carried out here, e.g., we have chosen the lightest neutrino mass as one of the free parameters along with the two phases ϕ_1 and ϕ_2 as well as the parameters D_1 and D . It may be noted that lightest neutrino mass corresponds to m_1 for the normal hierarchy case and to m_3 for the inverted hierarchy case. The explored range for m_1 is taken to be $0.0001 \text{ eV} - 1.0 \text{ eV}$, which is essentially governed by the mixing angle s_{12} , related to the ratio $\frac{m_1}{m_2}$. In the absence of any constraint on the phases, ϕ_1 and ϕ_2 have been given full variation from 0 to 2π . Constraints on D_1 have been put such that diagonalizing transformations, O_1 and O always remain real. This implies $D_1 < m_3 - m_2$, whereas $D < \sqrt{\frac{m_1}{m_3}} - \sqrt{\frac{m_1}{m_2}}$ for normal hierarchy and $D < \sqrt{\frac{m_1}{m_2}} - \sqrt{\frac{m_1}{m_3}}$ for inverted hierarchy.

In table (1), we have presented the viable ranges of the neutrino masses, mixing angle s_{13} , Jarlskog's rephasing invariant parameter J , the CP violating phase and the effective neutrino mass m_{ee} related to neutrinoless double beta decay $(\beta\beta)_0$. The parameter J can be calculated by using its expression given in [8], whereas ϕ can be determined from the expression for J in the standard parametrization, $J = s_{12}s_{23}s_{13}c_{12}c_{23}c_{13}^2 \sin \phi$ where $c_{ij} = \cos \theta_{ij}$ and $s_{ij} = \sin \theta_{ij}$, for $i, j = 1, 2, 3$. The effective Majorana mass, measured in $(\beta\beta)_0$ decay experiment, is given as

$$m_{ee} = m_1 U_{e1}^2 + m_2 U_{e2}^2 + m_3 U_{e3}^2 \quad (13)$$

To begin with, we first discuss the inverted hierarchy case. Interestingly, for all the 18 possible cases, the inverted hierarchy seems to be ruled out. This can be easily understood from figures (1), (2) and (3), for which M_1 is taken to be texture specific. For the texture 6 zero case, in figure (1), by giving full variations to other parameters, we have plotted the mixing angle s_{23} against the lightest neutrino mass. The dotted lines and the dot-dashed lines depict the limits obtained assuming normal and inverted hierarchy respectively, the solid horizontal lines show the 3 limits of s_{23} given in equation (3). It is clear from the figure that inverted hierarchy is ruled out by the experimental limits on s_{23} . Similar conclusions can be drawn from corresponding figures for s_{12} and s_{13} , details regarding these would be presented elsewhere.

For texture 5 zero cases, one can arrive at the same conclusions by considering the variation of angle s_{23} with the lightest neutrino mass. Firstly, we discuss the $D_1 = 0$ case of texture 5 zero mass matrices. Again, inverted hierarchy is ruled out as can be inferred from figures 2) and (3). In figure 2), we have plotted s_{23} against the lightest neutrino mass for both normal and inverted hierarchy. It may be noted that although the inverted hierarchy region, depicted by dot-dashed lines shows an overlap with the experimental limits on s_{23} , depicted by solid horizontal lines, however, a close look indicates that the overlap is around the region when neutrino masses are almost degenerate. In figure 2) the results have been shown for a particular value of D_1 , however the conclusions arrived at here remain valid even for other acceptable values of D_1 . In figure 3) we have plotted allowed parameter space for the three mixing angles in the D_1 lightest neutrino mass plane, for texture 5 zero $D_1 = 0$ case for the inverted hierarchy. A close look shows that although the parameter spaces of s_{12} and s_{23} show an overlap, however, for s_{13} the overlap is around $D_1 = 0$, which reduces to the present texture 6 zero case, wherein inverted hierarchy has already been ruled out.

Coming to the texture 5 zero $D_1 = 0$ case, a plot of s_{23} against the lightest neutrino mass is very similar to the one obtained for texture 6 zero case, figure 4). By similar arguments, this case is also ruled out for inverted hierarchy, the details in this regard would be published elsewhere. Interestingly, we find that even if we give wider variations to all the parameters, the inverted hierarchy is ruled out for all possible cases considered here. It may also be added that although this discussion has been presented for the cases where M_1 is texture specific, however, for the cases where M_1 is in the flavor basis, inverted hierarchy is again ruled out.

After having ruled out inverted hierarchy for all the 18 cases considered here we would now discuss various cases pertaining to normal hierarchy. The degenerate scenario for various possible cases would be discussed towards the end. Firstly, we consider the texture 6 zero case. Interestingly, for the texture 6 zero case, the case of flavor basis is completely ruled out, therefore the results presented in table (1) correspond to the case when M_1 is considered texture specific, the case considered by Fukugita et al.. As can be checked from table (1), in the case of parameters m_1, s_{13}, J and h_{eei} , we are essentially able to produce results of Fukugita et al., which are given as $m_1 = 0.0004 - 0.0030$; $s_{13} = 0.04 - 0.20$; $J = 0.025$ and $h_{eei} = 0.002 - 0.007$. Also, from the table, one finds the lower limit on s_{13} is 0.066, therefore a measurement of s_{13} would have implications for this case. Similarly, a measurement of effective mass h_{eei} , through the $(\beta)_0$ decay experiments, would also have implications for these kind of mass matrices. Besides the above mentioned parameters, we have also considered the effect of variation of ϕ_1 and ϕ_2 on the phase δ as well as s_{13} . Interestingly, we find that δ takes variation only from 0 to 50°. To understand this point we have studied the variation of phases ϕ_1 and ϕ_2 and the implications of s_{13} on these phases. In figure 4) we have drawn the contours for s_{13} in $\phi_1 - \phi_2$ plane for normal hierarchy case. From the figure it is clear that s_{13} plays an important role in constraining the phases, in particular, if lower limit of s_{13} is on the higher side, then ϕ_1 is restricted to I or IV quadrant.

Coming to the texture 5 zero cases, to begin with, we consider the $D_1 = 0$ case.

Interestingly, for this case results are obtained for both the possibilities of M_1 having Fritzsch-like structure as well as M_1 being in the flavor basis. When M_1 is assumed to have Fritzsch-like structure, one would like to emphasize a few points. It seems that the possibility of $D \neq 0$ considerably affects the viable range of m_1 , particularly its lower limit. Similarly, the lower limit of s_{13} is pushed higher. This can be easily understood by noting that s_{13} is more sensitive to variations in D than variations in D_1 . Further, the lower limit of s_{13} is pushed higher as the upper limit of m_1 now becomes somewhat lower as compared to the 6 zero case. Also, it may be of interest to construct the Pontecorvo-Maki-Nakagawa-Sakata (PMNS) mixing matrix [14] which we find as

$$U = \begin{pmatrix} 0 & 0.7898 & 0.8571 & 0.5035 & 0.5971 & 0.0761 & 0.1600 \\ 0.1845 & 0.4413 & 0.5349 & 0.7459 & 0.5725 & 0.8133 & 0.1354 \\ 0.3546 & 0.5615 & 0.3926 & 0.6689 & 0.5652 & 0.8107 & 0.1354 \end{pmatrix} \quad (14)$$

When M_1 is considered in the flavor basis, we get a very narrow range of masses, $m_1 = 0.00063$, $m_2 = 0.0086 - 0.0088$ and $m_3 = 0.0534 - 0.0546$, for which 5 zero matrices are viable. Also for this case, s_{13} , which comes out to be $0.156 - 0.159$, takes a value near its upper experimental limit, thereby implying that lowering down of s_{13} value would almost rule out this case.

Next we consider the texture 5 zero $D = 0$ case. It is interesting to note that for this case when M_1 is considered in the flavor basis, we do not find any viable solution, however, when it has Fritzsch-like structure, there are a few important observations. The range of m_1 gets extended as compared to the 6 zero case, whereas compared to the texture 5 zero $D_1 = 0$ case, the lower and upper limit of m_1 both have higher values. Interestingly this case has the widest s_{13} range among the cases considered here. The PMNS matrix corresponding to this case does not show any major variation compared to the earlier case, except that the ranges of some of the elements like U_{11} , U_{21} , U_{12} and U_{22} become wider. This can be understood when one realizes that D_1 can take much wider variation compared to D .

A general look at the table reveals several interesting points. It immediately brings out the fact that the value of Im_{eei} , a measure of $(\beta\beta)_{0-}$ decay, has more or less the same range for all the cases. This can be understood through equation (13) from which one finds that the major contribution to Im_{eei} , is given by the term proportional to m_2 , as the first term gets suppressed by the small value of m_1 whereas the third term gets suppressed by the small value of U_{e3}^2 . Also, it must be noted that the calculated values of Im_{eei} are much less compared to the present limits of Im_{eei} [15], therefore, these do not have any implications for texture 6 zero and texture 5 zero cases. However, the future experiments with considerably higher sensitivities, aiming to measure $\text{Im}_{eei} \sim 3.6 \times 10^2$ eV (MOON [16]) and $\text{Im}_{eei} \sim 2.7 \times 10^2$ eV (CUORE [17]), would have implications on the cases considered here.

In the absence of any definite information about J as well as β , we find that the ranges corresponding to different cases are in agreement with other similar calculations, however, it is interesting to note that the range corresponding to the texture 5 zero $D = 0$ case

is much wider than the other two cases. This, perhaps, is not due to any single factor, rather it is due to almost equal contribution of several terms in the case of Majorana neutrinos.

Coming to the degenerate scenario, characterized by $m_1 \approx m_2 \approx m_3 \approx 0.1\text{eV}$, which can be obtained from both normal as well as inverted hierarchy. For the texture 6 zero case, from figure 4), one can easily check that in case the degenerate scenario follows normal hierarchy, then it is clearly ruled out. However, in case it follows inverted hierarchy, again it is ruled out from figure 5), as discussed earlier in the context of texture 5 zero $D_{11} = 0$ case. Similarly, the degenerate scenario can be ruled out for texture 5 zero $D_{11} = 0$ case.

To summarize, using seesaw mechanism and Fritzsch-like texture 6 zero and 5 zero lepton Dirac mass matrices, detailed predictions for 18 possible cases pertaining to normal/inverted hierarchy as well as degenerate scenario of neutrino masses, have been carried out. Interestingly, inverted hierarchy and degenerate scenario seem to be ruled out for all the cases considered here. Further, when the charged lepton mass matrix M_l is assumed to be in flavor basis, the cases pertaining to texture 6 zero and the texture 5 zero $D_{11} = 0$, are also ruled out.

In the normal hierarchy case, we find the lower limits of m_1 and s_{13} would have implications for the texture specific cases considered here. Interestingly, the texture 5 zero $D_{11} = 0$ and $D_{11} = 0$ cases show an appreciable difference in the lower possible limits of s_{13} . Further, the phase ϕ_1 seems to have strong dependence on the s_{13} value for texture 6 zero as well as texture 5 zero mass matrices. Similarly, the Dirac-like CP violating phase δ shows very interesting behaviour, e.g., the texture 6 zero case and the texture 5 zero $D_{11} = 0$ case allows the range $0^\circ - 50^\circ$ whereas, the texture 5 zero $D_{11} = 0$ case allows comparatively a larger range from $0^\circ - 90^\circ$. The restricted range of δ , in spite of full variation to phases, ϕ_1 and ϕ_2 , seems to be due to texture structure, hence, any information about δ would have important implications. The different cases of texture 6 zero and texture 5 zero matrices do not show any divergence for the value of effective mass m_{ee} .

Acknowledgements

The authors would like to thank S.D. Sharma and Sanjeev Verma for useful discussions. MR would like to thank the Director, UET for providing facilities to work. GA would like to thank DAE, BRNS for financial support and the Chairman, Department of Physics for providing facilities to work in the department.

References

- [1] R.Davis, Prog.Part.Nucl.Phys. 32, (1994) 13 ; B.T.Cleveland et al, Astrophys. J. 496, (1998) 505 ; J.N.Abdurashitov et al, SAGE Collaboration, Phys.Rev.C 60, (1999) 055801; C.M.Cattadori, GNO Collaboration, Nucl.Phys.Proc.Suppl. 110, (2002) 311 ; W.Hampel et al, GALLEX Collaboration, Phys.Lett.B 447, (1999) 127; S.Fukuda et al, Super-Kamiokande Collaboration, Phys.Lett.B 539, (2002)

- 179 ; Q . R . Ahmad et al, SNO Collaboration, Phys. Rev. Lett. 89, (2002) 011301; S. N . Ahmad et al, Phys. Rev. Lett. 92, (2004) 181301.
- [2] Y . Fukuda et al, SuperKamibokande Collaboration, Phys. Rev. Lett. 81, (1998) 1562; A . Surdo, MACRO Collaboration, Nucl. Phys. Proc. Suppl. 110, (2002) 342; M . Sanchez, Soudan 2 Collaboration, Phys. Rev. D 68, (2003) 113004.
- [3] K . Eguchi et al, KamLAND Collaboration, Phys. Rev. Lett. 90, (2003) 021802; Phys. Rev. Lett. 94, (2005) 081801.
- [4] M . H . Ahn et al, K2K Collaboration, Phys. Rev. Lett. 90, (2003) 041801.
- [5] H . Fritzsch, Z . Z . Xing, Prog. Part. Nucl. Phys. 45, (2000) 1, and references therein.
- [6] P . S . Gill, M . Gupta, J. Phys. G : Nuc. Part. Phys. 21, (1995) 1; P . S . Gill, M . Gupta, Phys. Rev. D 57, (1998) 3971; Monika Randhawa, V . Bhatnagar, P . S . Gill, M . Gupta, Phys. Rev. D 60, (1999) 051301.
- [7] H . Fritzsch, Z . Z . Xing, Prog. Part. Nucl. Phys. J. C 36, 227 (2004), and references therein.
- [8] M . Fukugita, M . Tanimoto, T . Yanagida, Phys. Lett. B 562, (2003) 273; Prog. Theor. Phys. 89, (1993) 263.
- [9] H . Fritzsch, Phys. Lett. B 70, (1977) 436; B 73, (1978) 317 ; S . Weinberg, in Transactions of the New York Academy of Sciences 38, (1977) 185 ; F . Wilczek and A . Zee, Phys. Lett. B 70, (1977) 418.
- [10] P . Minkowski, Phys. Lett. B 67, (1977) 421; T . Yanagida, in Proc. of Workshop on Unified Theory and Baryon number in the Universe, eds. O . Sawada and A . Sugamoto, KEK, Tsukuba, (1979); M . Gell-Mann, P . Ramond and R . Slansky, in Supergravity, eds P . van Nieuwenhuizen and D . Z . Freedman (North Holland, Amsterdam 1980); P . Ramond, Sanibel talk, reprinted as hep-ph/9809459; S . L . Glashow, in Quarks and Leptons, Cargèse lectures, eds M . Levy, (Plenum, 1980, New York) p. 707; R . N . Mohapatra and G . Senjanovic, Phys. Rev. Lett. 44, (1980) 912.
- [11] S . Zhou, Z . Z . Xing, Eur. Phys. J. C 38, (2005) 495; Z . Z . Xing, invited talk given at NOON (2004), [hep-ph/0406049]; Z . Z . Xing, S . Zhou, Phys. Lett. B 593, (2004) 156; Z . Z . Xing, S . Zhou, Phys. Lett. B 606, (2005) 145.
- [12] W . Grimus, hep-ph/0511078.
- [13] S . T . Petcov, T . Shindou, Y . Takanishi, Nucl. Phys. B 738, (2006) 219; G . L . Fogli, E . Lisi, A . Marrone, A . Palazzo, hep-ph/0506083; M . Maltoni, T . Schweth, M . A . Tortola, J . W . F . Valle New J. Phys. 6, (2004) 122; J . W . F . Valle [hep-ph/0603223]; M . C . Gonzalez Garcia Phys. Scripta T 121, (2005) 72.

- [14] B. Pontecorvo, Zh. Eksp. Teor. Fiz. (JETP) 33, (1957) 549; *ibid.* 34, (1958) 247; *ibid.* 53, (1967) 1717; Z. Maki, M. Nakagawa, S. Sakata, Prog. Theor. Phys. 28, (1962) 870.
- [15] Heidelberg-Moscow collaboration, H. V. Klapdor-Kleingrothaus et al., Eur. Phys. J. A 12, (2001) 147; H. V. Klapdor-Kleingrothaus et al., Phys. Lett. B 586, (2004) 198, and references therein.
- [16] H. Ejiri, R. Hazama, P. Krastev, N. Kudomi, R. G. H. Robertson, Phys. Rev. Lett. 85, (2000) 2917.
- [17] CUORE Collaboration, R. Ardito, et al., hep-ex/0501010; C. Amaldi et al., Phys. Rev. Lett. 95, (2005) 142501.

	6 zero	5 zero $D_1 = 0$ (M_{13} zero, M_{D2} zero)	5 zero $D_2 = 0$ (M_{12} zero, M_{D3} zero)
m_1	.0005 – .0025	.00020 – .0020	.0005 – .0032
m_2	.0086 – .0096	.0086 – .0094	.0086 – 0.0097
m_3	.0421 – .0547	.0421 – .0547	.0421 – 0.055
s_{13}	.066 – .160	.076 – .160	.055 – .160
J	0 – .024	0 – .025	0 – .037
	0 – 50.0	0 – 50.0	0 – 90.0
$ m_{ee} $.0028 – .0062	.0029 – .0059	.0028 – .0068

Table 1: Calculated ranges for neutrino mass and mixing parameters obtained by varying θ_1 and θ_2 from 0 to 2π for the normal hierarchy case. Inputs have been defined in the text. All masses are in eV.

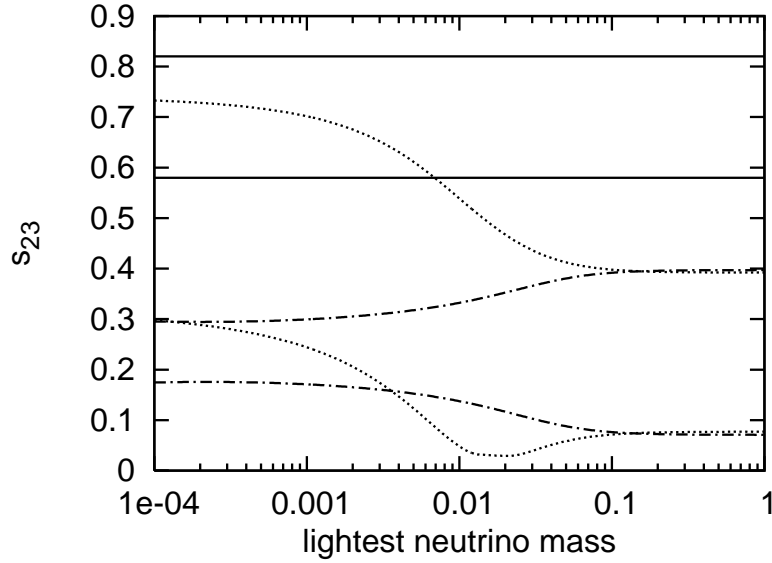


Figure 1: Plots showing variation of mixing angle s_{23} with lightest neutrino mass for texture 6 zero case. The dotted lines and the dot-dashed lines depict the limits obtained assuming normal and inverted hierarchy respectively, the solid horizontal lines show the 3 limits of s_{23} given in equation (3).

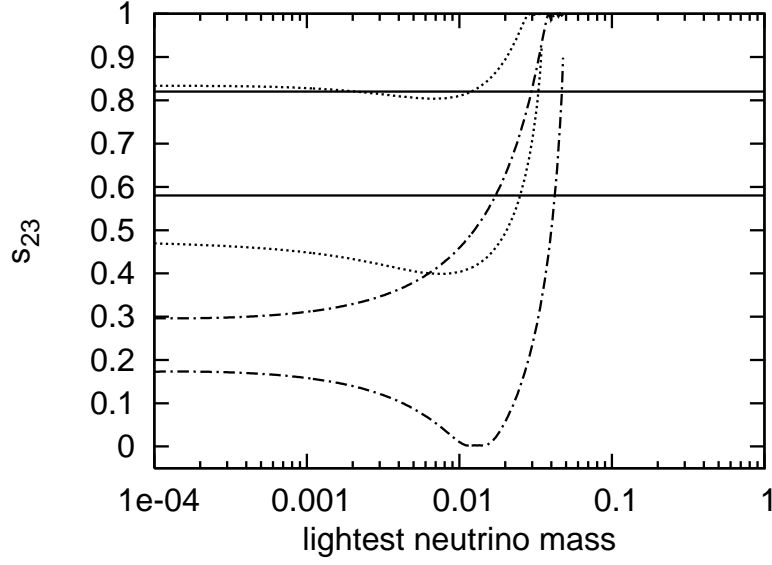


Figure 2: Plots showing variation of mixing angle s_{23} with lightest neutrino mass for texture 5 zero $D_1 = 0$ case, with a value $D = m_3$. The representations of the curves remain the same as in figure 1).

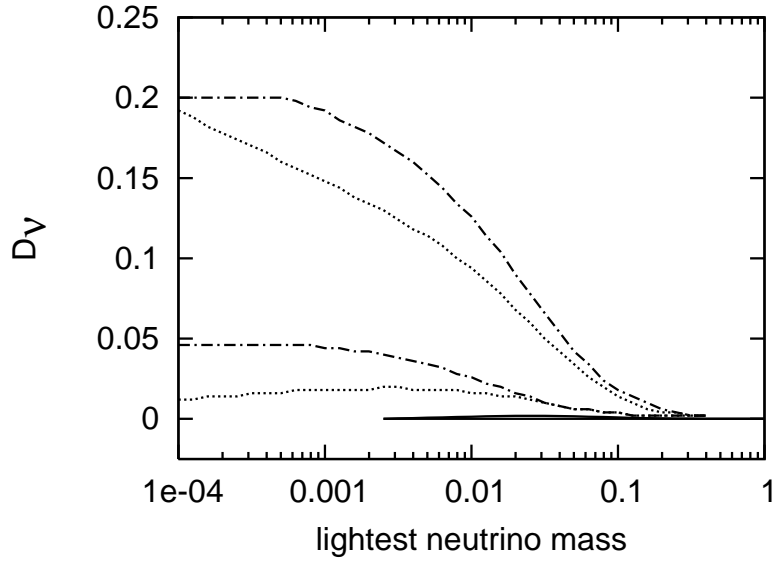


Figure 3: Plots showing allowed parameter space for the three mixing angles in the D - lightest neutrino mass plane, for texture 5 zero $D_1 = 0$ case for the inverted hierarchy, with D being varied from 0 to a value such that $D < \sqrt{m_1} \sqrt{m_3}$. Dotted lines depict allowed parameter space for s_{12} , dot-dashed lines depict allowed parameter space for s_{23} and solid lines depict allowed parameter space for s_{13} .

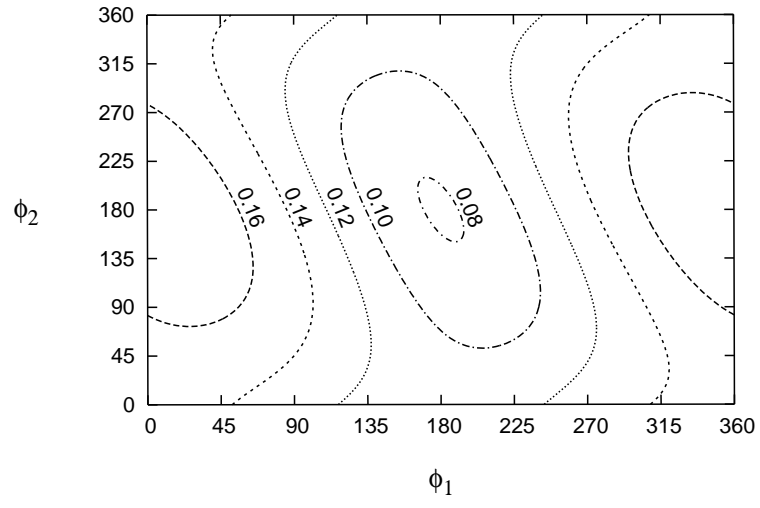


Figure 4: The contours of s_{13} in $\phi_1 - \phi_2$ plane for 6 zero matrices for the normal hierarchy case.