

The mass distribution of quark matter

T. S. Biró*, P. Lévai, P. Ván, and J. Zimányi

KFKI Research Institute for Particle and Nuclear Physics, H-1525 Budapest, P.O.Box 49, Hungary

(Dated: **June 6, 2006**)

We analyze lattice QCD results on the equation of state in terms of infinitely many non-interacting massive ideal gas components. We find that the entire pressure – temperature curve can be described by a temperature independent mass distribution at vanishing chemical potential. We collect strong indications for a mass gap in this distribution, conjectured to be related to confinement.

PACS numbers: 05.90.+m, 12.38.Aw, 24.85.+p, 25.75.Nq

According to the proposal of A. Jaffe and E. Witten, a successful quantum Yang-Mills theory must have a mass gap [1]. In heavy ion collisions a deconfined phase is expected to form, and the produced quark-gluon plasma (QGP) is described by Quantum Chromodynamics (QCD). Thus one can expect the appearance of such a mass-gap in the spectral function of the basic QGP degrees of freedom, namely quarks and gluons. In this paper we perform a quantitative analysis on the latest results from lattice QCD on the equation of state (eos) and reconstruct it from a mass distribution of non-interacting quasi-particles. We present strong indications for a mass gap in this distribution.

We have used mass distribution for massive quarks and developed a coalescence picture [2] to describe hadronization of deconfined quark matter and reproduced final state hadron ratios and transverse spectra successfully. This model is based on an earlier coalescence model [3, 4], where quarks and gluons had finite effective mass without any width. The apparent entropy reduction problem by coalescence with an associated reduction (confinement) of color degrees of freedom can be resolved by assuming sufficiently massive partons around the hadronization temperature in the precursor matter. The necessary mass scale for quarks is about 300 – 350 MeV and even higher (about 700 MeV) for gluons [5], thus we could assume that in the prehadronization stage the heavy gluons decay into quark – antiquark pairs [3]. Recently, partonic level models of heavy ion reactions also utilized the quark coalescence picture successfully [6, 7].

Considering quark coalescence as the mechanism of hadronization one has to deal with the question, how to make a hadron with a mass lower than the sum of two parton masses. In order to solve this problem we have introduced distributed mass partons into our hadronization model [2]. Having in medium partons in quark matter as precursors of emerging hadrons in mind, we connect now the distributed mass parton picture [2] to a particular class of spectral functions.

The particle spectrum emerges from a convolution of

the spectral function $\rho(E, \vec{p})$ with a statistical occupation number. The former may be characterized by dynamical factors, as a mass scale m_0 , the latter by the temperature T and chemical potential μ which are characteristic to the medium (quark matter before hadronization). In general the spectral function also depends on the temperature, but there can be simple systems, where this is not the case. The spectral function of a free particle with a definite mass m and zero decay width is given by $\rho(s) = \delta(s - m^2) = \frac{1}{2E} \delta(E - \sqrt{p^2 + m^2})$. A quasiparticle is described by a delta function with an arbitrary dispersion relation E_p : $\rho(s) = \frac{1}{2E_p} \delta(E - E_p)$. Finally the distributed mass parton is equivalent to a continuous, finite-width spectral function with Lorentz-invariant argument: $\rho(s) = \int dm w(m) \delta(m^2 - s) = \frac{w(\sqrt{s})}{2\sqrt{s}}$. An ansatz for $w(m)$ is equivalent to an ansatz for $\rho(s)$. We note that field theoretical in-medium spectral functions break the Lorentz covariance and show a separate dependence on the energy E and momentum \vec{p} . Reality may be more complex than considered in this paper, nevertheless the pressure in the quark matter may be dominated by the effect of such a continuous part of the spectral function.

Thermodynamical consistency of the quasiparticle picture imposes further constraints on the mass distribution, $w(m)$, in particular on its dependence on the temperature or on other medium parameters [8]. In this letter we investigate the possibility of a temperature independent mass distribution and therefore neglect the mean field term for consistency. The total pressure is given as a continuous sum of partial pressure contributions:

$$p(T, \mu) = \int dm w(m) p_m(T, \mu). \quad (1)$$

In the followings we suppose that only a single mass scale occurs in the mass distribution, so it can be expressed by a dimensionless distribution:

$$w(m) = \frac{1}{T_c} f\left(\frac{m}{T_c}\right). \quad (2)$$

The normalization integral for w is inherited by the shape (form factor) function $f(t)$:

$$\int w(m) dm = \int f(t) dt = 1. \quad (3)$$

*tsbiro@sunserv.kfki.hu

The quark gluon plasma in the Boltzmann approximation has the pressure

$$p(T, \mu) = \frac{1}{\pi^2} \gamma\left(\frac{\mu}{T}\right) \sigma(g) T^4, \quad (4)$$

where the combined degeneracy factor in this approximation is given by

$$\gamma\left(\frac{\mu}{T}\right) = \gamma_G + 2\gamma_Q \cosh\left(\frac{\mu}{T}\right) \quad (5)$$

with $\gamma_G = 16$ and $\gamma_Q = 12$, and we use the shorthand notation $g = T_c/T$. The $\sigma(g)$ function in this approximation is given by the integral

$$\sigma(g) = \int_0^\infty f(t) \frac{(gt)^2}{2} K_2(gt) dt. \quad (6)$$

This may be recognized as the so called Meijer K-transform [9, 10] (a generalized Laplace transform) of the $f(t)$ function. The inverse of this transformation yields the mass distribution function in terms of the observed $\sigma(g)$ values :

$$f(t) = \frac{2}{i\pi} \int_{c-i\infty}^{c+i\infty} \sigma(g) \frac{I_2(gt)}{gt} dg. \quad (7)$$

This raises a peculiar question: is it possible to show, that to any $\sigma(g)$ function extracted from an equation of state (e.g. from lattice QCD calculations) there exists a unique mass distribution $f(t)$ with the mass scale parameter kept temperature and chemical potential independent? In this case the shape of the mass distribution is not arbitrary. Of course, the Meijer K-transform is invertible, but one has to check whether the $f(t)$ function obtained by eq.(7) is positive semidefinite and normalized to unity. The normalization is the easier problem, the $\sigma(0)$ limit being directly the integral of the $f(t)$ function due to the small argument behavior of the Bessel K-function. It is, however, extremely difficult to arrive at a nowhere negative $f(t)$ by knowing $\sigma(g)$ only at some points on the real g -axis.

In our understanding a plot in terms of $g = T_c/T$ mediates a better picture of the extrapolation to the infinite temperature point at $g = 0$. In this letter we investigate the lattice QCD eos data of Ref. [11] closely, but they agree with results of other groups on this issue [12]. The value $\sigma(0) = 1$ is not contradicted to, however direct evidence has not been found either. The rise to 0.8 at high temperature (low g) cannot be accommodated by quantum statistical effects, but it can be entirely characterized as the effect of an exponential factor $\exp(-1.08 T_c/T)$ in the range from T_c to $4T_c$ (cf. Fig.1). While this high-temperature behavior is well fitted by the pure exponential $\sigma(g)$ function, the part below T_c is more reduced.

In Fig.1 lattice data on $p/p_{SB} = \sigma(g)$ as a function of the temperature T/T_c and these data multiplied by the exponential factor $e^{\lambda g}$ (with $\lambda = 1.08$) versus the inverse

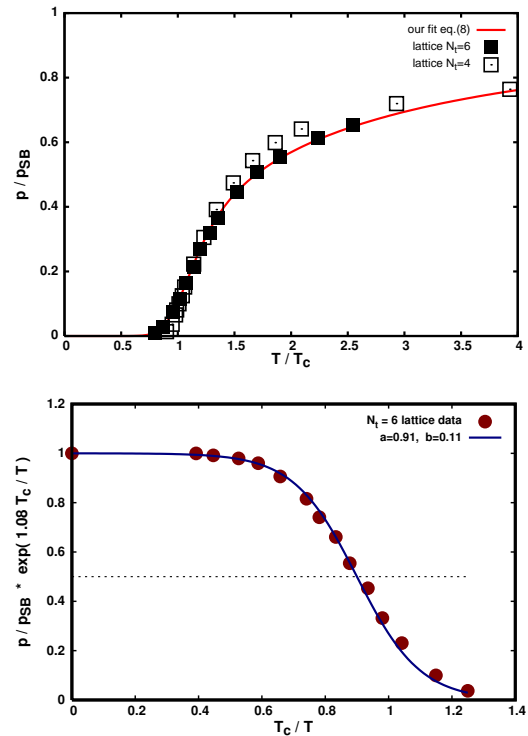


FIG. 1: (color online) The lattice QCD pressure normalized to the massless Stefan-Boltzmann value as a function of the temperature (above) and as a function of the *inverse* temperature, multiplied by an exponential factor (below) in order to emphasize the exponential asymptotics compatible to the data of Ref. [11]. Our fit of a Fermi factor is indicated by the continuous line.

temperature $g = T_c/T$ are plotted. The lower curve hints strongly that it is unlikely that p/p_{SB} saturates at a value below one at infinite temperature, as it were the case in a quasiparticle model using a mass directly proportional to the temperature [13]. The exponential behavior, assumed here, is more likely. This supports the presence of a constant mass scale in high-temperature QCD.

In order to evaluate the inverse Meijer transform, eq.(7), one has to approximate the lattice QCD data by an analytic $\sigma(g)$ function. We found that an overall fit is achieved by the analytic ansatz

$$\sigma(g) = \exp(-\lambda g) \frac{1 + e^{-a/b}}{1 + e^{(g-a)/b}} \quad (8)$$

with $g = T_c/T$, $\lambda = 1.08$, $a = 0.91$, $b = 0.11$. This is demonstrated in Fig.1 where the lattice QCD data are compared with the calculated $\sigma(g) = p/p_{SB}$.

To evaluate the integral given by eq.(7), we choose a simple path parallel to the imaginary g axis, $g = c + i\omega$, with $c > a$ leaving all the poles on the left side of this path. With numerical integration (using the Mathematica software) we obtain an $f(t)$ mass distribution shown in Fig.2. Small oscillations at $g \approx 0$ are due to numerical

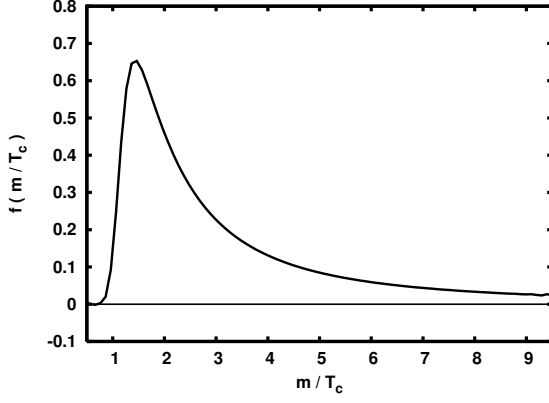


FIG. 2: The mass distribution function obtained by evaluating the complex integral from eq.(7) and using the analytic fit eq.(8) to lattice QCD eos data.

cuts in evaluating the integral. The part of the mass distribution shown here reconstructs the $T > T_c$ part of the pressure curve nicely, but it fails to approximate the pressure at $T < T_c$. In the following we seek to understand this phenomenon.

One can obtain simple analytic approximations for the $f(t)$ function by expanding the expression for $\sigma(g)$, eq.(8). However, requiring a convergent expansion, one arrives at two distinct series expansions: one for $g < a$ and another one for $g > a$.

$$\begin{aligned} \sigma(g) &= e^{-g\lambda} + \dots \text{ for } g < a \\ \sigma(g) &= e^{-g(\lambda+1/b)} (1 + e^{a/b}) + \dots \text{ for } g > a. \end{aligned} \quad (9)$$

The inverse Meijer K-transform of the simple exponential, $\exp(-\lambda g)$, can be given based on an analytically known integral:

$$f(t) = \frac{4\lambda}{t^2\pi} \sqrt{1 - \frac{\lambda^2}{t^2}}. \quad (10)$$

The above expression is valid for $t \geq \lambda$, for smaller $t = m/T_c$ values $f(t)$ is identically zero. Hence the t -integration in the Meijer K-transform, when determining the pressure contribution, starts at $t = \lambda$. Physically this corresponds to a lowest mass in the continuous spectrum, to a mass gap. Since both the approximations to $T < T_c$ and to $T > T_c$ parts of the pressure contain a leading exponential factor (λ and $\lambda + 1/b$ respectively, cf. eq.(9)), eos data seem to support a lowest value of a continuous mass spectrum both in low and high temperature quark matter. The shift of the mass spectrum towards higher masses ($10T_c$) can be interpreted as an effect of confinement for $T < T_c$.

Actually, requiring $g > a$ is equivalent to a Hagedorn limiting temperature $T_H = T_c/a$, and in fact transforms back to an exponentially rising mass spectrum part. In this regime the QCD matter also has been fitted by a hadron resonance gas [14].

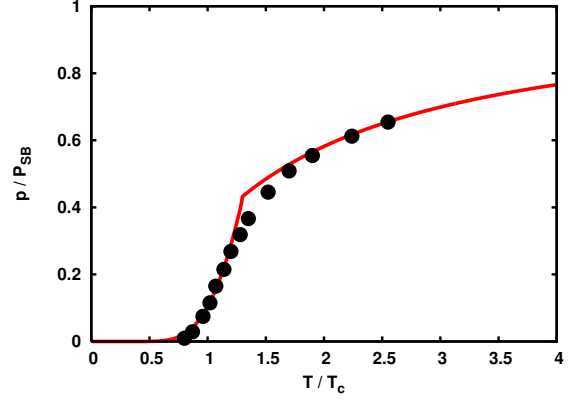


FIG. 3: The normalized lattice QCD pressure and the pressure fitted to convergent series expansions, eq.(9), obtained by numerically re-integrating $f(t)$ functions given by eq.(10).

Substituting the respective $f(t)$ -s for $T < T_c$ and $T > T_c$ into eq.(10) we calculate the pressure from eq.(6). These two lines are shown in Fig.3, together with the lattice QCD results. A numerical method designed to obtain an overall non-negative (probability like) $f(t)$ distribution, which is well fit to given $\sigma(g_k) = s_k$ points, is represented by the maximum entropy method (MEM). We applied this method to the lattice QCD eos data discussed in this paper in order to obtain a mass distribution: both by using a MEM program modified to include the Meijer K-transform and also by searching numerically for the inverse Laplace transform of $\sigma(g)$ first. We failed, however, to obtain better numerical results than by evaluating the complex integral eq.(7) as discussed above.

In order to support the indication for a mass gap we derive an exact relation between the moments of $\sigma(g)$ and $f(t)$. We regard $\sigma(g)$ as a Laplace transform $\sigma(g) = \int_0^\infty dx F(x) e^{-xg}$, and utilize the Meijer transform of the exponential eq.(10) to obtain

$$f(t) = \int_t^\infty dx F(x) \frac{4x}{t^2\pi} \sqrt{1 - \frac{x^2}{t^2}}. \quad (11)$$

For the moments we get

$$M_n = \int_0^\infty \frac{dt}{t^n} f(t) = \frac{4}{\pi} \int_0^{\pi/2} \cos^n y \sin^2 y dy \int_0^\infty \frac{dx}{x^n} F(x), \quad (12)$$

which by using Wallis' formula or the definition of Beta function can be expressed in closed form:

$$M_n = \frac{1}{\sqrt{\pi}} \frac{\Gamma(\frac{n+1}{2})}{\Gamma(\frac{n}{2} + 2)} \int_0^\infty F(x) x^{-n} dx. \quad (13)$$

Since $\sigma(g)$ is the Laplace transform of $F(x)$, the negative F -moments are related to integrals of the σ function:

$$\int_0^\infty g^{n-1} \sigma(g) dg = \Gamma(n) \int_0^\infty F(x) \frac{dx}{x^n}. \quad (14)$$

This relates the moments of the mass distribution to the moments of the $\sigma(g)$ fitted to eos data:

$$M_n = c_n \int_0^\infty g^{n-1} \sigma(g) dg \quad (15)$$

with

$$c_n = \frac{1}{\sqrt{\pi}} \frac{\Gamma(\frac{n+1}{2})}{\Gamma(\frac{n}{2} + 2) \Gamma(n)} \quad (16)$$

The n -dependent factors, c_n , between moments of the mass distribution and the normalized pressure can be obtained easily by using a simple recursion rule based on the above result:

$$\frac{c_{n+2}}{c_n} = \frac{1}{n(n+4)} \quad (17)$$

with the starting values $c_1 = 4/3\pi$ and $c_2 = 1/4$. It is also an interesting endeavor to reconstruct the mass distribution by obtaining several moments first from a fitted $\sigma(g)$.

A rough, but qualitatively still correct fit to the lattice eos data may be represented by the straight line, $\sigma(g) = 1 - g/g_c$, with $g_c \approx 1.15$. All the $n > 0$ moments of this expression are finite, meaning that the inverse mass moments are also finite: $M_n = c_n g_c^n / n(n+1)$. This is possible only if the mass distribution has a finite mass gap, or it approaches zero more rapidly than any polynomial in the inverse mass $1/t$. Both possibilities represent an interesting spin off from the eos studies. The sizable reduction of the pressure at low temperature (large g), which causes the $n > 0$ moments of $\sigma(g)$ be finite in general, is related to confinement. This requires finite moments of the inverse mass with the mass distribution, which is possible only with a corresponding suppression of the low mass part like $\exp(-m_0/m)$ or with a finite mass gap.

In other approaches the low temperature eos has been interpreted as the Hagedorn resonance mass spectrum[14]. It is also a particular inverse Meijer transform in our picture.

For calculating quark number susceptibilities or higher order Taylor coefficients the Boltzmann approximation may become less reliable; starting at the sixth order the Boltzmannian term no longer dominates the Fermi distribution. Experience with the hadronic resonance gas model supports the expectation that dependence on chemical potential also can be interpreted in terms of clustered but non-interacting components [14, 15, 16].

In conclusion, we have analyzed lattice QCD pressure data in terms of infinitely many massive, non-interacting ideal gas components. We have found a unique, temperature independent mass distribution which accommodates

this equation of state by inverse Meijer transformation. The exponential prefactor, connecting the high temperature (QGP) phase pressure to the Stefan-Boltzmann limit and fitted well by the lattice results, is a strong indication of a mass gap around T_c in the spectrum of this ideal gas mixture. The high mass asymptotics of the mass distribution is power-like, $1/m^2$. The study of weighted integrals supports these results, too. Our results demonstrate that the lattice QCD equation of state data demand a finite width mass distribution for non-interacting ideal components.

Acknowledgment

Enlightening discussions with Antal Jakovác at BME about the maximum entropy method and related problems are hereby gratefully acknowledged. This work has been supported by the Hungarian National Science Fund OTKA (T49466, T048489), by the EU-I3HP project and by a Bolyai scholarship for P. Ván.

-
- [1] A. Jaffe and E. Witten, *Quantum Yang-Mills Theory*, see <http://www.arthurjaffe.com/>.
 - [2] J. Zimányi, P. Lévai, T.S. Biró, J. Phys. **G31**, 711 (2005).
 - [3] T.S. Biró, P. Lévai, J. Zimányi, Phys. Lett. **B347**, 6 (1995); Phys. Rev. **C59**, 1574 (1999).
 - [4] J. Zimányi, T.S. Biró, T. Csörgő, P. Lévai, Phys. Lett. **B472**, 243 (2000).
 - [5] P. Lévai, U. Heinz, Phys. Rev. **C 57**, 1879 (1998).
 - [6] V. Greco, C.M. Ko, P. Lévai, Phys. Rev. Lett. **90**, 202302 (2003); Phys. Rev. **C68**, 034904 (2003).
 - [7] R.J. Fries, B. Müller, C. Nonaka, S. Bass, Phys. Rev. Lett. **90**, 202303 (2003); Phys. Rev. **C68**, 044902 (2003).
 - [8] T.S. Biró, A.A. Shanenko, V.D. Toneev, Phys. Atom. Nucl. **66**, 982 (2003).
 - [9] A. Erdélyi: *Higher transcendental functions*, Vol. II. McGraw-Hill 1953, 7.10.5 eq.(70).
 - [10] C.S. Meijer, Proc. Neder. Akad. Wetensch. Proc. **43**, 198 (1940); *ibid* 366, 378, 599, 702.
 - [11] Y. Aoki, Z. Fodor, S.D. Katz, K.K. Szabó, JHEP **0601**: 089 (2006).
 - [12] S. Ejiri, F. Karsch, K. Redlich, Phys. Lett. **B633**, 275 (2006); F. Karsch, hep-lat/0601013.
 - [13] A. Peshier, B. Kämpfer, G. Soff, Phys. Rev. **C61**, 045203 (2000).
 - [14] F. Karsch, K. Redlich, A. Tawfik, Eur. Phys. J. **C29**, 549 (2003); Phys. Lett. **B571**, 67 (2003).
 - [15] M. Gazdzicki, M.I. Gorenstein, Phys. Rev. Lett. **83** 4009 (1999); M.I. Gorenstein, M. Gazdzicki, W. Greiner, nucl-th/0505050.
 - [16] J.I. Kapusta, Phys. Rev. **D23**, 2444 (1981); M.I. Gorenstein, G.M. Zinovjev, V.K. Petrov, V.P. Shelest, Teor. Mat. Fiz. (Russ) **52**, 346 (1982).