

The leading-twist pion and kaon distribution amplitudes from the QCD instanton vacuum

Seung-il Nam,^{1,*} Hyun-Chul Kim,^{1,†} Atsushi Hosaka,^{2,‡} and M. M. Musakhanov^{3,§}

¹*Department of Physics and Nuclear physics & Radiation Technology Institute (NuRI),
Pusan National University, Busan 609-735, Korea*

²*Research Center for Nuclear Physics (RCNP), Ibaraki, Osaka 567-0047, Japan*

³*Theoretical Physics Department, National Univeristy
of Uzbekistan, Tashkent 7000174, Uzbekistan*

(Dated: November 15, 2018)

Abstract

We investigate the leading-twist light-cone distribution amplitudes for the pion and kaon, based on the nonlocal chiral quark model from the instanton vacuum. Effects of explicit flavor SU(3)-symmetry breaking are taken into account. The Gegenbauer moments are computed, analyzed and compared with those of other models. The one-loop QCD evolution of the moments is briefly discussed. The transverse momentum distributions are also discussed for the pion and kaon light-cone wave functions.

PACS numbers: 12.38.Lg, 14.40.Ag

Keywords: Meson Distribution Amplitudes, Flavor SU(3)-Symmetry Breaking, Instanton

*Electronic address: sinam@pusan.ac.kr

†Electronic address: hchkim@pusan.ac.kr

‡Electronic address: hosaka@rcnp.osaka-u.ac.jp

§Electronic address: musakhanov@pusan.ac.kr

I. INTRODUCTION

The meson light-cone distribution amplitude (DA) is of great importance to understand the key properties of mesons in exclusive hardronic processes, since it provides essential information on the non-perturbative structure of a meson in the processes [1, 2, 3, 4]. An experimental aspect of the pion DA can be seen in the recent measurements of π -photon transition form factor by the CLEO experiment [5]. The analysis of these data in Ref. [6] has shown that neither two-humped DA for the pion predicted by Chernyak and Zhitnitsky (CZ) [7] nor the asymptotic one are favored at the 2σ level of accuracy. These findings were independently confirmed by Bakulev *et al.* in Ref. [8, 9]. On the theoretical side, the pion DA has been investigated in various approaches: For example, in the QCD sum rules (QCDSR) [4, 10, 11, 12, 13, 14], in lattice QCD (LQCD) [15, 16], in the chiral quark model from the instanton vacuum [17, 18, 19, 20, 21, 22, 23], in the NJL models [24, 25, 26], in chiral perturbation theory (χ PT) [27] and so on. A comparison of the results from those models with the CLEO data was lucidly made in Ref. [28], all the results being evaluated at $\mu^2 = 5.76 \text{ GeV}^2$ (known as the Schmedding-Yakovlev (SY) scale [6]) after NLO evolution.

While the pion DA has been extensively studied for well over decades, the kaon one has attracted attention rather recently, since it is of deep relevance to the exclusive B -meson decays to light mesons. The B -meson decays are now being under full investigation at the BaBar and Belle experiments. These experiments will soon shed light on the pattern of the CP -violation as well as of flavor $SU(3)$ -symmetry breaking. In this context, there has been some amount of theoretical works on the DA in the QCDSR [30, 31, 32, 33, 34]. Though CZ derived kaon DA, originally in the QCDSR [35, 36], their results are known to suffer from the sign mistake.

It is known that spontaneous chiral symmetry breaking is well realized in the instanton vacuum via quark zero modes. Thus, it may provide a good framework to study the structure of light mesons. Moreover, there are only two parameters in this approach: The average instanton size $\rho \approx \frac{1}{3} \text{ fm}$ and average inter-instanton distance $R \approx 1 \text{ fm}$. In particular, the normalization scale of the present approach is naturally identified by the average size of instantons and is approximately equal to $\rho^{-1} \approx 600 \text{ MeV}$. The values of the ρ and R were estimated phenomenologically by Ref. [37] as well as theoretically by Refs. [38, 39]. These values were recently confirmed in various lattice simulations of the QCD vacuum [40, 41, 42]. Very recent lattice calculations of the quark propagator [43, 44] are in a remarkable agreement with that of Ref. [38]. The instanton vacuum model was later extended by introducing the current-quark masses [45, 46, 47]. It was assumed in the model that the large N_c expansion is the reasonable one and the results were obtained in the leading order in this expansion. In the present work, we want to investigate the leading-twist pion and kaon DAs within the framework of the nonlocal chiral quark model (χ QM) from the instanton vacuum, with $SU(3)$ -symmetry breaking effects taken into account [45, 46, 47]. We basically follow the formalism in Ref. [24] apart from flavor $SU(3)$ -symmetry breaking effects.

Although the derivation of the effective action with flavor $SU(3)$ -symmetry breaking was rather complicated, the final result is summarized in the denominator of the quark propagator with explicit flavor $SU(3)$ -symmetry breaking in a very simple form, $\not{k} + i[m_f + M_f(k)]$. The only difference is the explicit appearance of the current-quark mass in the denominator when it is compared to the propagator in the chiral limit ($m_s = m_u = 0$). We note here that $M_f(k)$ is the dynamical quark mass depending on the quark momentum and current-quark mass. However, instead of using the non-local quark mass derived from

the instanton vacuum, we employ in the present work a simple-pole parameterization of the momentum-dependent quark mass $M_f(k)$, since it shows a similar behavior to the original one and it can be easily continued analytically to Minkowski space.

The χ QM from the instanton vacuum has one great virtue: The normalization point is naturally given by the average instanton size whose value is determined by the saddle-point equation. However, we will fix the scale by the normalization condition for the DAs in the present work in such a way that we can reproduce the pion and kaon decay constants simultaneously. Employing the dipole-type form factor, we get the cut-off mass Λ to be around 1.2 GeV which plays a role of the scale of the present method. However, since the evolution does not depend sensitively on the scale, we will take our scale to be 1 GeV which is not far from the original scale [17]. From this value, we can evolve the DAs obtained in this approach to the scale of the CLEO experiment, $\Lambda \simeq 2.4$ GeV (the SY scale [6]) so that we can compare the results with the empirical data.

We will provide in the present work the following numerical results: The DAs, the Gegenbauer moments, the moments of the amplitudes, the transverse momentum distributions and their ratios for the pion and kaon. We observe the symmetric and asymmetric shapes for the pion and kaon, respectively, as expected from the effects of explicit flavor SU(3)-symmetry breaking. However, when we take into account the current-quark mass corrections to the dynamical quark mass, the kaon DA becomes less asymmetric. We also consider the one-loop QCD evolution of the DA so that we may compare our results with those from the other models. Our results are in good agreement with others qualitatively. The moments of the distribution amplitudes, $\langle \xi^m \rangle$, are also given for the pion and kaon. Finally, we consider the transverse momentum distributions of the full light-cone wave function, $\Psi(u, k_T)$. Using this, we test the factorization hypothesis for the kaon.

This paper is organized as follows: In Section II, we briefly explain the general formalism to derive the DAs within the framework of the nonlocal χ QM from the instanton vacuum. The numerical results are given in Section III with discussions. The last Section is devoted to summary and conclusion.

II. GENERAL FORMALISM

In the present Section, we briefly explain how to derive the pion and kaon light-cone DAs within the framework of the nonlocal χ QM from the instanton vacuum. The leading-twist (twist-two) light-cone DA for the pion and kaon is defined as follows [7]:

$$\Phi_\phi(u) = \frac{1}{i\sqrt{2}F_\phi} \int_{-\infty}^{\infty} \frac{dz}{2\pi} e^{-i(2u-1)z \cdot P} \langle 0 | \bar{q}_f(z) \not{n} \gamma_5 \exp \left[ig \int_{-z}^z dz' A_\mu(z') \right] q_g(-z) | \phi(P) \rangle, \quad (1)$$

where $|\phi(P)\rangle$ is the state vector for a pseudoscalar meson moving with on mass-shell momentum P in the light-cone frame. ψ and A_μ stand for the quark and gluon fields, respectively. u and z indicate the longitudinal momentum fraction and spatial separation between the quarks. n_μ is the light-like vector satisfying the condition of $n^2 = 0$. The exponential term is called the Willson line or gauge connection which guarantees the gauge invariance of the nonlocal quark bilinear operator. However, by virtue of the light-cone gauge, we set this Wilson line to be unity. Therefore, we need not consider any gluon contribution for leading-twist pion and kaon DAs. The pseudoscalar (PS) meson decay constant F_ϕ is introduced as the normalization constant, which will be determined with the cut-off mass Λ in the model.

The DA must fulfill the following normalization condition:

$$\int_0^1 du \Phi_\phi(u) = 1. \quad (2)$$

We will fix the cut-off mass Λ which is approximately identified as the scale of the present approach, using Eq. (2). In order to calculate the pion and kaon DAs, we first start with the partition function of the nonlocal χ QM in Euclidean space:

$$\begin{aligned} \mathcal{Z} = & \int \mathcal{D}\psi \mathcal{D}\psi^\dagger \mathcal{D}\phi^a \exp \int d^4x \left[\psi_f^{\dagger\alpha}(x) (i\not{\partial} + im_f) \psi_f^\alpha(x) \right. \\ & \left. + i \int \frac{d^4k d^4l}{(2\pi)^8} e^{i(k-l)\cdot x} \sqrt{M_f(k)M_g(l)} \psi_f^{\dagger\alpha}(k) (U^{\gamma_5})_{fg} \psi_g^\alpha(l) \right]. \end{aligned} \quad (3)$$

This partition function can be constructed by considering arbitrary N_f , large N_c and the saddle-point equation based on the instanton induced $2N_f$ -quark interaction. The subscripts f and g denote the quark-flavor indices. In the present work, we have $(f, g, \phi) = (s, u, K^+)$ and (d, u, π^+) . α represents the color index. Note that the quark and anti-quark interact each other nonlocally via the nonlinear PS-background field of ϕ^a . The dynamical quark mass $M_f(k)$ plays a role of the quark and PS-meson coupling strength, which arises originally from the Fourier transform of the quark zero-mode solutions. Moreover, this momentum-dependent quark mass can be regarded as a natural and intrinsic UV regulator for loops in the model. The nonlinear background PS-meson field is defined as follows:

$$U^{\gamma_5} = U(x) \frac{1 + \gamma_5}{2} + U^\dagger(x) \frac{1 - \gamma_5}{2} = \exp(i\gamma_5 \phi^a(x) \lambda^a / F_\phi), \quad (4)$$

where λ^a is the flavor SU(3) Gell-Mann matrices. the quark propagator can be easily obtained from the effective chiral action given in Eq. (3). One of the authors (M.M.) suggested the effective chiral action in terms of the multi-quark interaction with explicit flavor SU(3)-symmetry breaking [45]. This action is called the modified improved action (MIA), which can be distinguished from the usual effective action derived by Diakonov and Petrov [38]. The quark propagator from the MIA is obtained as follows:

$$\frac{1}{D_f} = \frac{i}{\not{k} + i[m_f + M_f(k)]}. \quad (5)$$

Note that the denominator contains the current-quark mass m_f explicitly. Moreover, the dynamical quark mass $M_f(k)$ also depends on the m_f . We parameterize in the present work the dynamical quark mass as follows:

$$M_f(k) = M_0 F^2(k^2) f(m_f) = M_0 \left[\frac{n\Lambda^2}{(n\Lambda^2 + k^2)} \right]^{2n} \left[\sqrt{1 + \frac{m_f^2}{d^2}} - \frac{m_f}{d} \right]. \quad (6)$$

This parameterization of a simple-pole type resembles the behavior of the Fourier transform of the quark zero modes. M_0 is the constituent quark mass being set to be 350 MeV.

We consider the power n in Eq. (6) as a free parameter [24]. The form of the m_f correction factor $f(m_f)$ in Eq. (6) was suggested by Ref. [45] via the saddle-point equation of the effective action. The explicit expression of $f(m_f)$ was derived by Pobylitsa: If one expands quark propagator in the presence of the instanton effect and resums quark loops which are suppressed in the large N_c expansion, one gets the correction factor $f(m_f)$ as

given in Eq. (6) [48]. For convenience, we denote the effective action without the correction factor by *MIA1* and that with it by *MIA2*.

It is worth mentioning that there is a caveat in the present approach. The effective low-energy QCD partition function of Eq. (3) is well defined in Euclidean space. However, we have to continue analytically to Minkowski space, in order to study the light-cone DAs. Though we have no theoretically firm grounds for such analytic continuation, we want to adopt a more practical stance on it. Since the nonlocal χ QM from the instanton vacuum was used for investigating the light-cone DAs with this analytic continuation successfully [17], we will proceed to study the DAs in Minkowski space very carefully.

The DAs in the present approach is obtained as follows:

$$\begin{aligned}
\Phi_\phi(u) &= i \frac{N_c}{F_\phi^2} \int \frac{d^4 k}{(2\pi)^4} \delta(2uP \cdot \hat{n} - 2k \cdot \hat{n}) \\
&\times \text{tr} \left[\frac{\sqrt{M_f(k)}}{\not{k} - [m_f + M_f(k)]} \not{n} \gamma_5 \frac{\sqrt{M_f(k-P)}}{(\not{k} - P) - [m_g + M_g(k-P)]} \gamma_5 \right] \\
&= i \frac{N_c M_0 n^{2n} \Lambda^{4n}}{F_\phi^2} \int \frac{d^4 k}{(2\pi)^4} \delta(2uP \cdot \hat{n} - 2k \cdot \hat{n}) \text{tr} \frac{[F_f(\not{k} - P) + G_f] \not{n} (F_g \not{k} + G_g)}{D_f D_g},
\end{aligned} \tag{7}$$

where the functions F , G and D are given as follows:

$$\begin{aligned}
F_f &= (k^2 - n\Lambda^2)^{3n}, \\
G_f &= (k^2 - n\Lambda^2)^n [m_f(k^2 - \Lambda^2)^{2n} + \eta], \\
D_f &= (k^2 - n\Lambda^2)^{4n} (k^2 - m_f^2) - 2m_f \eta (k^2 - n\Lambda^2)^{2n} - \eta^2 + i\epsilon, \\
F_g &= [(k-P)^2 - n\Lambda^2]^{3n}, \\
G_g &= [(k-P)^2 - n\Lambda^2]^n [-m_g[(k-P)^2 - n\Lambda^2]^{2n} - \eta], \\
D_g &= [(k-P)^2 - n\Lambda^2]^{4n} [(k-P)^2 - m_g^2] - 2m_g \eta [(k-P)^2 - n\Lambda^2]^{2n} - \eta^2 + i\epsilon
\end{aligned}$$

with $\eta = M_0 \Lambda^{4n}$. We evaluate Eq. (7) to order $\mathcal{O}(m_{\pi,K}^2)$, using the relations $P^2 = P^+ P^- - P_T^2 \simeq P^+ P^- = m_{\pi,K}^2$ in the light-cone frame. We set $m_\pi = 140$ MeV and $m_K = 495$ MeV for numerical input.

III. NUMERICAL RESULTS

First, we show briefly how to fix the cut-off mass Λ . We set Λ by using the normalization condition given in Eq. (2) in such a way that it reproduces the empirical π and K meson decay constants simultaneously. We first consider the case of $n = 1$. In this case, we obtain $\Lambda = 1.2$ GeV with which the pion decay constant $F_\pi = 96.77$ MeV (93 MeV) and the kaon decay constant $F_K = 110.21$ MeV (113 MeV) are well reproduced qualitatively in comparison with the experimental data put in the parentheses. We use the value of $\Lambda = 1.2$ GeV for all cases of n and list the results of the calculated pion and kaon decay constants in Table I. As shown in Table I, we find that the values of the pion and kaon decay constants decrease as n increases. In the case of the MIA1, they are qualitatively in a good agreement with the data, while for the MIA2 the kaon decay constants are underestimated by about 20 %. It can be understood as follows: The current-quark mass corrections reduce $M_f(k, m_f = 0)$ by about

25% for the strange quark whereas they lessen it by about 2% for the up and down quarks. We will see later that the kaon distribution amplitudes is also reduced similarly with the MIA2 used. Though we are able to fit the kaon decay constant for the MIA2 by changing

n	F_π			F_K		
	1	2	3	1	2	3
MIA1	96.77	93.66	92.83	110.21	107.22	106.36
MIA2	95.13	92.45	91.76	98.51	96.47	96.07

TABLE I: The results of the pion decay constant F_π and the kaon decay constant F_K in units of MeV with $\Lambda = 1.2$ GeV.

the cut-off mass, we will not try to do that, since we want to produce all results with one cut-off mass. Moreover, note that the meson-loop corrections ($\sim 1/N_c$) are not taken into account in the present work, which is known to be of great significance to reproduce the proper value of the kaon decay constant as shown in χ PT as well as in the nonlocal χ QM calculations [49, 50, 51]. However, we do not take into account any $1/N_c$ correction in the present work, since it is beyond the aim of the present work. Thus, we still have room to improve the result of the kaon decay constant in the future [51], including the meson-loop corrections.

The presence of the nonlocal interaction between quarks and Nambu-Goldstone bosons, which arises from the momentum-dependent quark mass, breaks the gauge invariance, so that the currents are not conserved. The conserved currents in Euclidean space with the nonlocal interactions can be derived by gauging the partition function [52]. The correct expression of the pion decay constant f_π^2 can be derived by using the modified axial-vector current in the following matrix elements:

$$\langle 0 | A_\mu^a(x) | \pi^b(P) \rangle = i f_\pi P_\mu e^{iP \cdot x} \delta^{ab}, \quad (8)$$

which indicates that the Ward-Takahashi identity of PCAC is well satisfied with the modified conserved axial-vector current. If we use the usual form of the axial-vector current $A_\mu^a = \bar{\psi} \gamma_\mu \gamma_5 \lambda^a \psi$, we would end up with the Pagels-Stokar (PS) expression for $f_{\pi, \text{PS}}^2$:

$$f_{\pi, \text{PS}}^2 = 4N_c \int \frac{d^4 k}{(2\pi)^4} \frac{M^2 - \frac{1}{4} M M' k}{(k^2 + M^2)^2} \quad (\text{in Euclidean space}). \quad (9)$$

which gives smaller results than the correct expression by approximately 20 %. Thus, one has to consider the modified conserved currents in Eq. (7). However, if we use the $f_{\pi, \text{PS}}^2$ for the normalization of the pion and kaon DAs for convenience, we need not take into account the current conservation in Eq. (7), since the results are almost the same [53].

In Fig. 1 we depict the pion and kaon DAs, varying the power n with two different modified improved actions, MIA1 and MIA2. The asymptotic form of the distribution amplitude $\Phi_{\text{Asym}} = 6u(1-u)$ is plotted in each panel of the figure for comparison. The results of the pion DA are all symmetric under the inversion $u \rightarrow 1-u$ due to the fact that the mass of the quarks inside the pion are negligibly small ($m_u/\Lambda \sim m_d/\Lambda \sim 0$). Thus, the present results are almost the same as those in Ref. [24] (only 2 % difference). Note that the current-quark masses for all flavors are taken into account in the present work. All curves are rather flat in the vicinity of the centered area ($0.25 \lesssim u \lesssim 0.75$), compared to

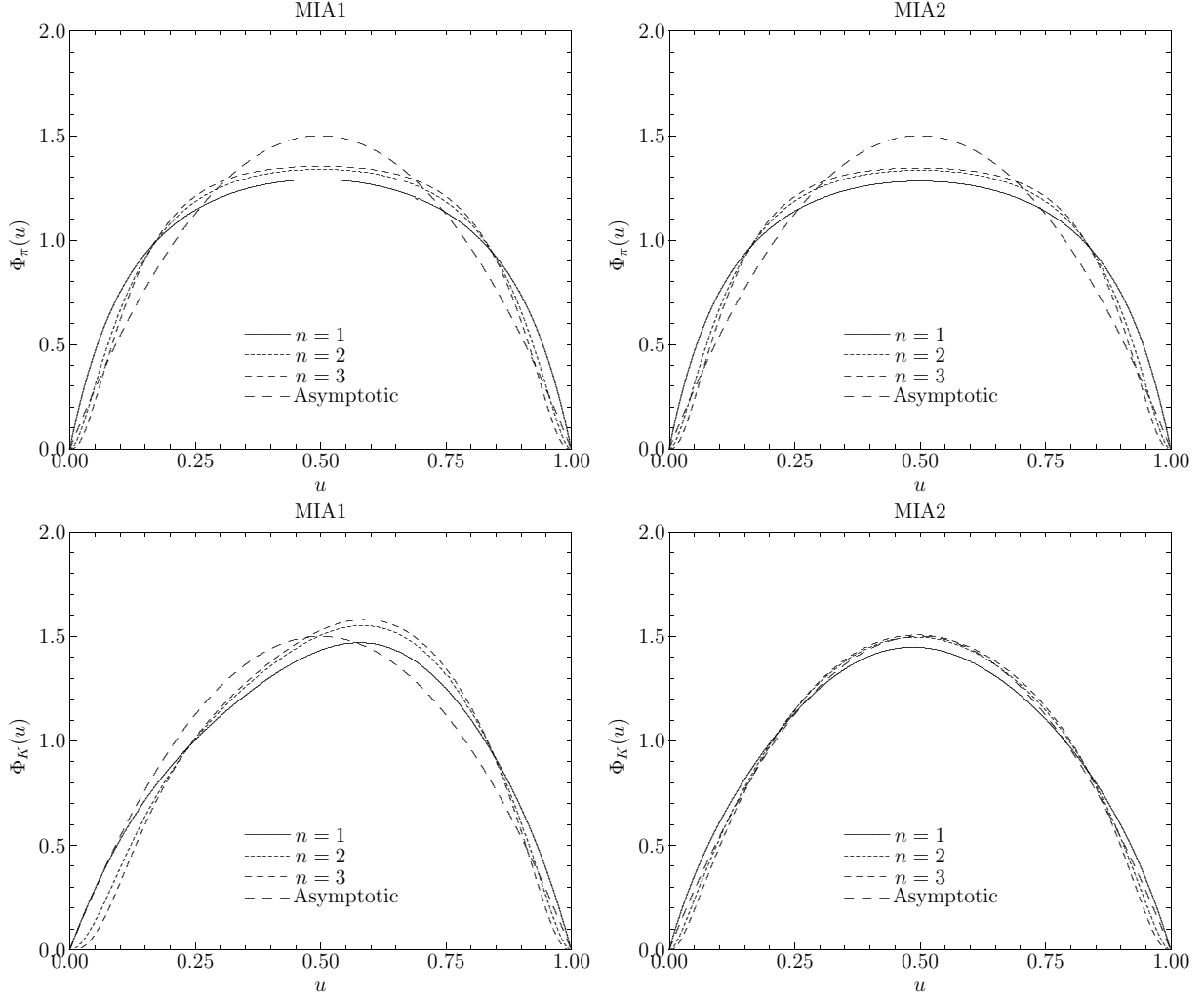


FIG. 1: DAs for the pion (upper two panels) and kaon (lower two panels) with different powers n . In the right column, we draw the distribution amplitudes for the MIA1, while we depict in the left column those for the MIA2. We also draw the asymptotic distribution amplitude in each panel for comparison.

the asymptotic one as already observed in Ref. [13]. The pion DAs vanish at the end-points $u = 0$ and 1 , which indicates that it is impossible for a quark in the pion to have zero or full momentum of P . In the present approach, this behavior is caused mainly by the term with $\sqrt{M_f(k)M_g(k)}$ in the DA in Eq. (7). It infers that the nonlocal interaction between quarks and pseudoscalar mesons is essential in describing the correct end-point behavior of the DAs.

Interestingly, as the power n increases, the results of the pion DA behave differently at the end-points, $u = 0$ and 1 . The results are getting suppressed as the n gets larger, so that the end-point behavior of the DA changes from a convex form to a concave one. This distinctive behavior is of great importance for comparison with the empirical data [6, 28]¹.

¹ See Refs. [54, 55] for some relevant discussion and for the role of the dynamical quark mass for the end-point behavior.

The kaon DAs are drawn in the lower panels of Fig. 1 for the MIA1 and MIA2. The overall shapes and behavior at the end-points are very similar to those of the pion ones. However, as expected from explicit flavor SU(3)-symmetry breaking, the results become asymmetric, since the quarks inside the kaon carry different fractions of the total momentum P due to the mass difference between the strange quark ($m_s = 150$ MeV) and the up and down quarks ($m_{u,d} = 5$ MeV). We find that there is a noticeable difference between the cases of the MIA1 and MIA2. As for the MIA1, the results look more asymmetric, *i.e.* the right side is larger than the left side whereas those for the MIA2 are almost symmetric. This can be understood by recalling the fact that the current-quark mass correction factor $f(m_f)$ reduces the dynamical quark mass by $\sim 25\%$, so that the mass difference between the light quark and strange quark gets smaller:

$$\frac{m_u + M_u(k=0)}{m_s + M_s(k=0)}_{\text{MIA1}} = 0.71 \quad \Rightarrow \quad \frac{m_u + M_u(k=0)}{m_s + M_s(k=0)}_{\text{MIA2}} = 0.84. \quad (10)$$

Thus, the DAs for the MIA2 turn out to be nearly symmetric. We note that the results of the kaon DA for the MIA1 are rather similar to those calculated without the tensor term $\sim k_\mu^q k_\nu^{\bar{q}}$ in Ref. [56].

We are now in a position to study the Gegenbauer moments for the pion and kaon DAs. The Gegenbauer moments are very useful in analyzing the DAs. It can be extracted from the experiments or derived from theoretical models. In principle, the Gegenbauer moments indicate how much the DAs deviate from the asymptotic one. They are defined by the coefficient of the expansion of the PS-meson DA in terms of the Gegenbauer polynomials:

$$\begin{aligned} \Phi(u) &= \Phi_{\text{Asym}}(u) \sum_{m=1}^{\infty} a_m C_m^{3/2}(\xi) \\ &= 6u(1-u)[a_0 C_0^{3/2}(\xi) + a_1 C_1^{3/2}(\xi) + a_2 C_2^{3/2}(\xi) + \dots], \end{aligned} \quad (11)$$

where $a_0 C_0^{3/2}(\xi) = 1$ and $\xi = 2u - 1$. The coefficients a_m are called the Gegenbauer moments and can be calculated by using the orthogonal condition for the Gegenbauer polynomials:

$$\int_{-1}^1 (1 - \xi^2) C_m^{3/2}(\xi) C_{m'}^{3/2}(\xi) d\xi = \frac{\Gamma(m+3)}{m!(m+3/2)} \delta_{mm'}. \quad (12)$$

In Table II, we list the calculated Gegenbauer moments for the pion DAs with n varied for the MIA1 and MIA2. Due to isospin symmetry, the odd Gegenbauer moments of the pion DA become zero. Therefore, we only need to consider the even moments. In spite of the fact that u - and d -quarks have slightly different masses ($m_u \sim 5$ MeV and $m_d \sim 10$ MeV), the difference can be ignored in comparison to the scale of the model, $\Lambda \sim 1$ GeV. We observe the second Gegenbauer moments are gradually decrease as the n increases without sign changes for both of the MIA1 and MIA2. On the contrary, the fourth and sixth Gegenbauer moments turn negative as the n grows. It is deeply related to the fact that the end-point behavior of the pion DAs is changed as the n gets larger. These sign changes for the fourth and sixth Gegenbauer moments govern the shapes of the pion DAs around the end-points. We also list the results from other theoretical calculations, mainly from the QCDSR and lattice QCD with specific scales denoted in the brackets. Since our scale is about 1 GeV, in order to compare the present results with those from Refs. [6, 26, 57] at the SY scale, we need to evolve the present results to the corresponding scales. The anomalous dimension

n	a_2^π	a_4^π	a_6^π
1, MIA1	0.11012	0.01500	0.00153
2, MIA1	0.05330	-0.02831	-0.01597
3, MIA1	0.02903	-0.04603	-0.01897
1, MIA2	0.11399	0.01583	0.00188
2, MIA2	0.05963	-0.02822	-0.01523
3, MIA2	0.03442	-0.04479	-0.01917
[4]	0.56	-	-
[6] (2.4 GeV)	0.12 ± 0.03	-	-
[26] (2.4 GeV)	-	0.044 ± 0.016	0.023 ± 0.010
[32] (1.0 GeV)	$0.26_{-0.09}^{+0.21}$	-	-
[57] (2.24 GeV)	$0.236(82)$	-	-
[58] (1.0 GeV)	0.25 ± 0.15	-	-
[59] (1.0 GeV)	0.44	0.25	-

TABLE II: The Gegenbauer moments for the pion distribution amplitudes. The numbers in the parentheses stand for the scales of the corresponding works.

of the Gegenbauer moments for the one-loop renormalization equation can be written as follows:

$$\gamma_m^{(0)} = -\frac{8}{3} \left[3 + \frac{2}{(m+1)(m+2)} - 4 \sum_{m'=1}^{m+1} \frac{1}{m'} \right]. \quad (13)$$

We have $\gamma_1^{(0)} = 7.11$, $\gamma_2^{(0)} = 11.11$, $\gamma_3^{(0)} = 13.95$, $\gamma_4^{(0)} = 16.18, \dots$. Thus, the Gegenbauer moments in two different renormalization scales can be compared by the following relation:

$$a_m(\Lambda_1) = a_m(\Lambda_2) \left[\frac{\alpha(\Lambda_1)}{\alpha(\Lambda_2)} \right]^{\gamma_m^{(0)}/(2\beta_2)} \simeq a_m(\Lambda_2) \left[\frac{\ln[\Lambda_2/\Lambda_0]}{\ln[\Lambda_1/\Lambda_0]} \right]^{\gamma_m^{(0)}/(2\beta_2)}, \quad (14)$$

where $\beta_0 = 9$ and $\Lambda_0 \simeq 200$ MeV. Using Eq. (14), we can easily compare our results with those at 2.4 GeV by multiplying them by $0.72^{\gamma_m^{(0)}/(2\beta_0)}$. We see that the value $a_2 = 0.09 \sim 0.15$ from Ref. [6] is quite consistent with the present results for the MIA1 ranging $0.07 \sim 0.13$ incorporated with the QCD evolution correction, 0.878.

Now, we consider the kaon Gegenbauer moments. As for the even Gegenbauer moments, the general tendency is very similar to those of the pion: The negative sign appears as the n grows, which makes the DAs suppressed around the end-points. The results of the second Gegenbauer moment a_2^K are comparable with those from Refs. [30].

The most interesting point can be found in the odd Gegenbauer moments which are finite due to the effects of explicit flavor SU(3)-symmetry breaking, as shown in Table III. As for a_1^K , we get all positive values for the MIA1 whereas they are almost negligible for the MIA2. As a result, while the kaon DAs turn out to be asymmetric for the MIA1, they are almost symmetric for the MIA2 as shown already in Fig. 1. Ref. [31] provides the negative value with large uncertainty. The positive a_1^K was suggested in Ref. [32] ranging $0.04 \sim 0.09$ which is about five times larger than those for the MIA2. When we compare our results with those

n, MIA	a_1^K	a_2^K	a_3^K	a_4^K	a_5^K	a_6^K
1, MIA1	0.06865	0.03264	-0.00559	0.00469	0.00315	-0.00031
2, MIA1	0.08828	-0.02634	-0.00657	-0.02820	0.00022	-0.00957
3, MIA1	0.09558	-0.05145	-0.00777	-0.03999	-0.00214	-0.00965
1, MIA2	-0.00667	0.03348	0.00160	0.00895	-0.00158	0.00088
2, MIA2	-0.00047	-0.01229	0.00010	-0.01928	-0.00248	-0.01017
3, MIA2	0.00107	-0.03104	-0.00083	-0.03103	-0.00278	-0.01120
[31] (1.0 GeV)	0.10 ± 0.12	—	—	—	—	—
[32] (1.0 GeV)	$0.07^{+0.02}_{-0.03}$	$0.27^{+0.37}_{-0.12}$	—	—	—	—
[58] (1.0 GeV)	—	0.30 ± 0.15	—	—	—	—
[60] (1.0 GeV)	0.06 ± 0.03	—	—	—	—	—

TABLE III: The Gegenbauer moments for the kaon distribution amplitude. The numbers in the parentheses stand for the scales of the corresponding works.

of Ref. [31, 32, 60] in which various techniques in the QCDSR were taken into account, the MIA1 gives qualitative agreement with them for a_1^K whereas the MIA2 provides much smaller a_1^K . The calculated values of a_2^K are all much smaller than those estimated from the QCDSR.

In addition to the Gegenbauer moments, we can also define the expectation value of the momentum which is called ξ -moment, as follows:

$$\langle \xi^m \rangle_\phi = \int_0^1 du \xi^m \Phi_\phi(u) \quad (15)$$

with $\xi = 2u - 1$. The numerical results are listed in Table IV. We compute the ξ -moments upto $m = 6$ for pion and kaon DAs. As expected from isospin symmetry, the odd ξ -moments for the pion DAs vanish. As for the kaon DAs, we observe all negative odd ξ -moments for the MIA1 whereas positive for the MIA2, which is a similar situation in the case of the Gegenbauer moments. We also list the ξ -moments from other model calculations [15, 26, 57, 61, 62, 63] for comparison.

Now we discuss the inverse moment I [28] and may relate to a physical observable in the CLEO experiment of $\gamma^* \gamma^* \rightarrow \pi^0$ in terms of the pion form factor [5]:

$$I = \int_0^1 du \frac{\Phi(u)}{4u(1-u)}. \quad (16)$$

As shown in Ref. [29], the value of I turns out to be exactly 3 with the asymptotic distribution amplitude. In Table V, we list the results of I for the MIA1 and MIA2 with the n varied. Although the results are similar to that of the asymptotic one ($I = 3$), they in fact deviate from it by approximately 10%. Note that I_π and I_K are very similar each other ($I_K \lesssim I_\pi$).

We now discuss the expectation value of the transverse momentum $\langle k_T^m \rangle$. As indicated in Refs. [7, 25], it contains important information on the meson in hard processes. Moreover, it is deeply related to the QCD condensates [64]. The moments of $\Phi(k_T)$ can be written as follows:

$$\langle k_T^m \rangle = \frac{1}{iF_\phi P \cdot n} \langle 0 | \bar{q}_f \not{n} \gamma_5 [i t_\mu \tilde{D}^\mu]^m q_g | \phi(P) \rangle, \quad (17)$$

n , MIA	$\langle \xi^2 \rangle_\pi$	$\langle \xi^4 \rangle_\pi$	$\langle \xi^6 \rangle_\pi$	$\langle \xi^1 \rangle_K$	$\langle \xi^2 \rangle_K$	$\langle \xi^3 \rangle_K$	$\langle \xi^4 \rangle_K$	$\langle \xi^5 \rangle_K$	$\langle \xi^6 \rangle_K$
1, MIA1	0.23776	0.11244	0.06663	0.04119	0.21119	0.01659	0.09366	0.00902	0.05326
2, MIA1	0.21828	0.09496	0.05206	0.05297	0.19097	0.02145	0.07676	0.01149	0.03985
3, MIA1	0.20995	0.08757	0.04606	0.05735	0.18236	0.02310	0.06980	0.01219	0.03452
1, MIA2	0.23908	0.11341	0.06734	-0.00400	0.21148	-0.00141	0.09430	-0.00076	0.05394
2, MIA2	0.22044	0.09641	0.05307	-0.00028	0.19579	-0.00010	0.08090	-0.00019	0.04309
3, MIA2	0.21180	0.08893	0.04704	0.00064	0.18936	0.00012	0.07540	-0.00015	0.03873
[15] (2.67 GeV)	$0.280^{+0.030}_{-0.013}$	—	—	—	—	—	—	—	—
[26] (2.4 GeV)	0.040 ± 0.005	—	—	—	—	—	—	—	—
[57] (2.24 GeV)	0.281(28)	—	—	—	—	—	—	—	—
[61] (1.0 GeV)	1.37 ± 0.20	—	—	—	—	—	—	—	—
[62] (1.0 GeV)	0.25 ± 0.10	—	—	—	—	—	—	—	—
[63] (1.0 GeV)	0.10 ± 0.12	—	—	—	—	—	—	—	—

TABLE IV: ξ -moments for the pion and kaon DAs. The numbers in the parentheses stand for the scales of the corresponding works.

	I_π			I_K		
n	1	2	3	1	2	3
MIA1	3.40471	3.00196	2.88593	3.12749	2.79872	2.70349
MIA2	3.42072	3.02038	2.90240	3.14755	2.85608	2.77235

TABLE V: The results of the integral I .

where $\tilde{D}^\mu = \overrightarrow{D}^\mu - \overleftarrow{D}^\mu$ is the covariant derivative in which $\overrightarrow{D}^\mu = \overrightarrow{\partial} + igA_\mu \cdot \lambda/2$, and t_μ stands for the unit vector in the transverse direction. We note that the k_T dependence of the meson light-cone wave function $\Psi(u, k_T)$ is derived from the quark propagator ($k^2 = k_+k_- - k_T^2$) as shown in Eq. (1). In Refs. [7, 64] the $\langle k_T^m \rangle$ is approximated in terms of quark and quark-gluon mixed condensates with the soft pion theorem in the chiral limit:

$$\langle k_T^2 \rangle = \frac{5}{36} \frac{\langle ig\bar{q}\sigma_{\mu\nu}G^{\mu\nu}q \rangle}{\langle \bar{q}q \rangle}. \quad (18)$$

Hence, there are two different ways to compute $\langle k_T^m \rangle$ in the chiral limit: Firstly, it can be computed by using Eq. (18) as done in Ref. [65] within the same scheme as the present work. Secondly, it can be directly calculated as follows:

$$\langle k_T^m \rangle = \int_0^\infty d^2k_T k_T^m \Phi(k_T) = \int_0^1 du \int_0^\infty d^2k_T k_T^m \Psi(k_T, u). \quad (19)$$

Since the light-cone wave function $\Psi(k_T, u)$ can be obtained by integrating Eq. (1) over k^+ and k^- , it is possible to calculate $\langle k_T^m \rangle$ given in Eq. (19). In the present work, we only consider the cases $m = 2$ and 4. In Fig. 2, we depict the numerical results for $\langle k_T^2 \rangle_{\pi, K}$. As for the pion, the transverse momentum is rather equally distributed between the quark and the anti-quark inside it, so that $\langle k_T^2 \rangle_\pi$ is almost flat within the range $0.25 \lesssim u \lesssim 0.75$. On the contrary, $\langle k_T^2 \rangle_K$ shows asymmetry, since the light quark and the strange quark inside

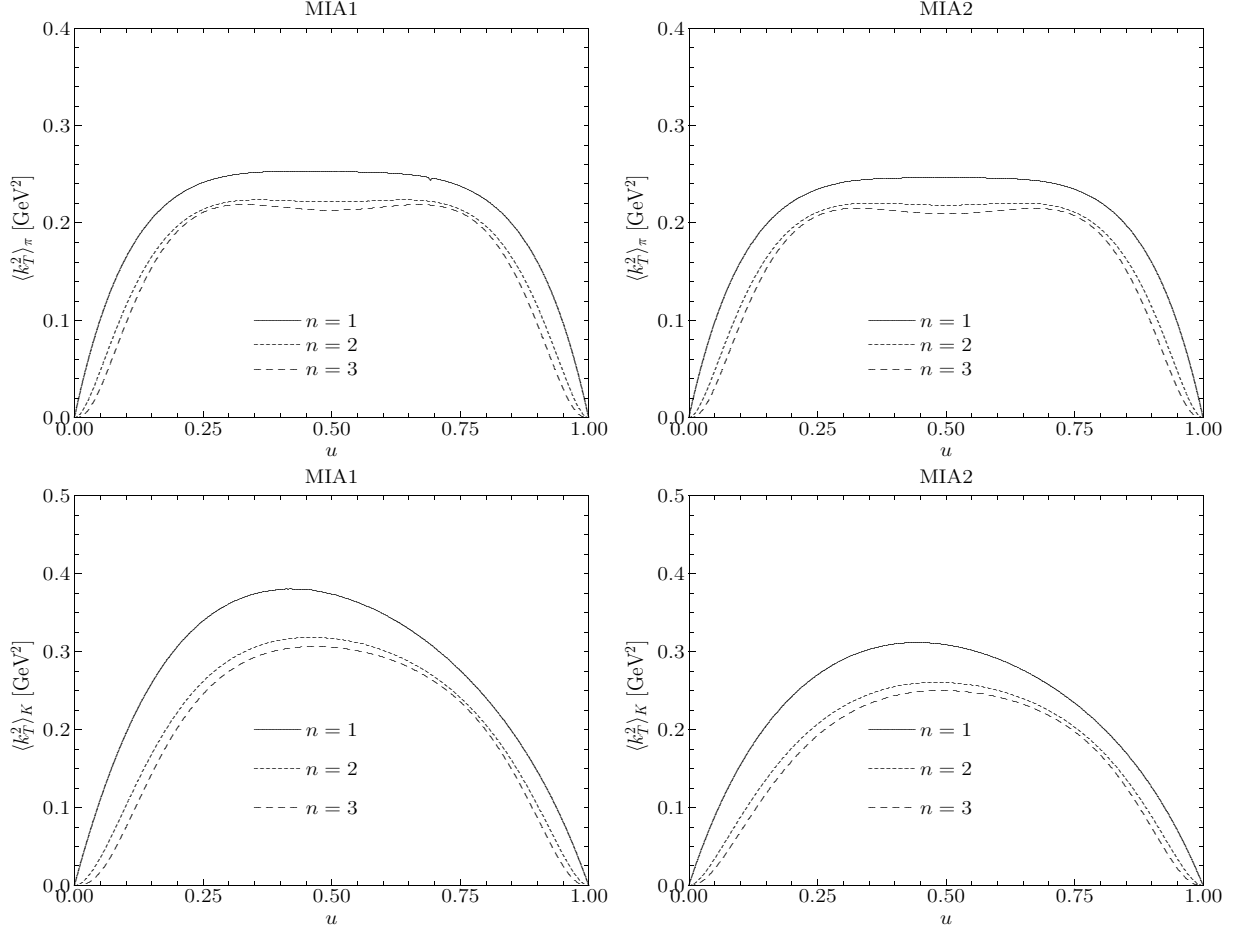


FIG. 2: $\langle k_T^2 \rangle$ for the pion (upper two panels) and kaon (lower two panels) for different n .

the kaon carry different fractions of the transverse momentum due to their mass difference. Using the results of $\langle k_T^2(u) \rangle$, we test now the factorization hypothesis of the light-cone wave functions for the pion and kaon: The light-cone wave function can be factorized into the longitudinal and transverse contributions in a separable form $\Psi(u, k_T) = \Phi(u)\Phi(k_T)$. This hypothesis is useful when the meson light-cone wave function is to be integrated over the quark four-momentum. However, as discussed in Ref. [64], the hypothesis does not work well. It can be understood in the following equation:

$$\frac{\langle k_T^2(u) \rangle}{\Phi(u)} = \frac{\int d^2 k_T k_T^{2m} \Psi(k_T, u)}{\int d^2 k_T \Psi(k_T, u)} \rightarrow \frac{\int d^2 k_T k_T^{2m} \Phi(u) \Phi(k_T)}{\int d^2 k_T \Phi(u) \Phi(k_T)} = \frac{\int d^2 k_T k_T^{2m} \Phi(k_T)}{\int d^2 k_T \Phi(k_T)}. \quad (20)$$

Thus, if the factorization hypothesis had worked well, then the quantity $\langle k_T^2(u) \rangle / \Phi(u)$ would have been independent of u . In the upper two panels of Fig. 2, we show the numerical results of $\langle k_T^2(u) \rangle / \Phi(u)$ for the pion. As shown in Fig. 3, the results are rather flat for the region $0.25 \lesssim u \lesssim 0.75$ but not constant, which is similar to those of Ref. [25]. In the kaon case, the factorization hypothesis is obviously a wrong one. As shown in the lower panel of Fig. 3, the results are not at all constant.

Finally, we calculate the averaged expectation values of the transverse momenta with respect to u so that we can compare them with those obtained above, using the following

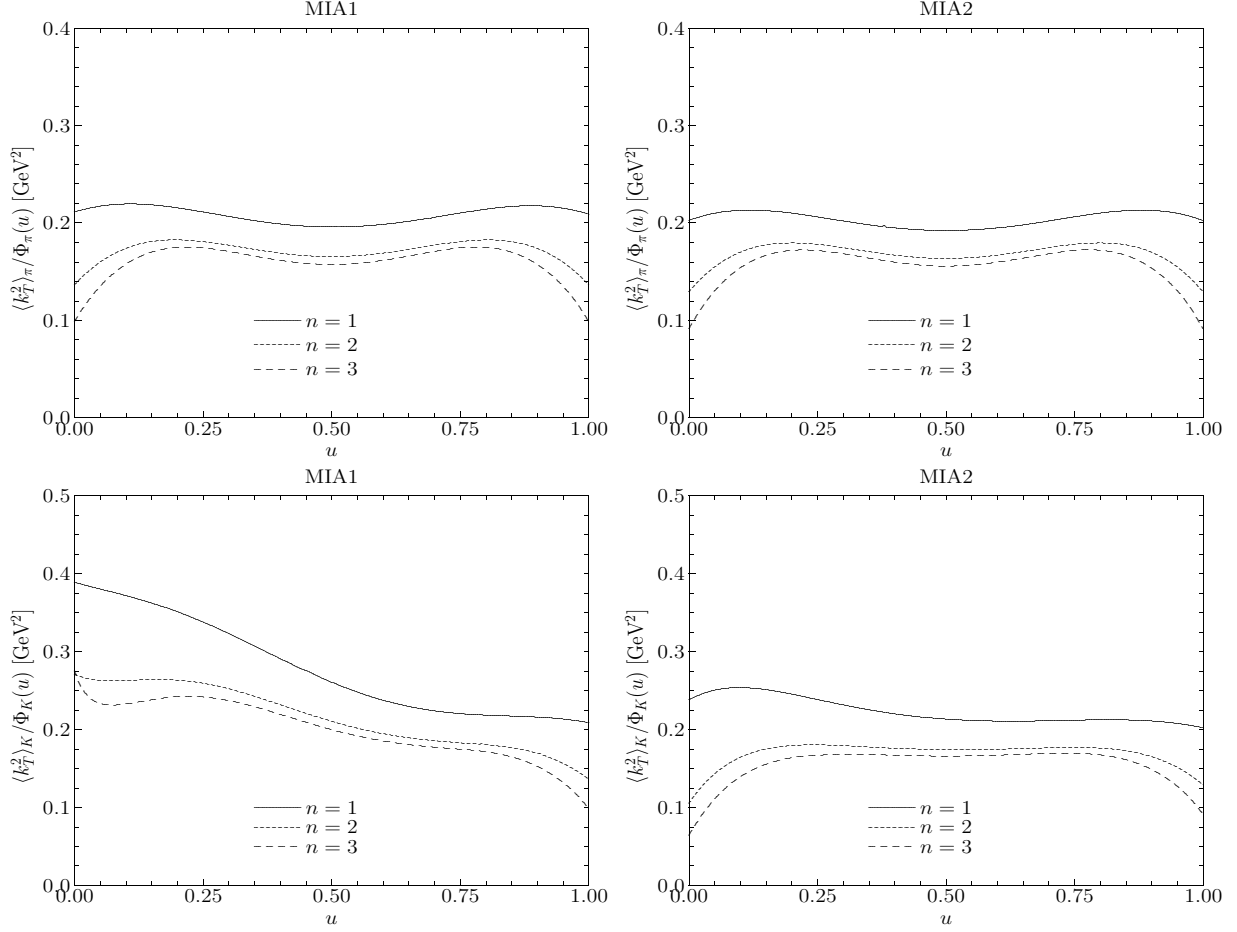


FIG. 3: $\langle k_T^2 \rangle / \Phi$ for the pion (upper two panels) and kaon (lower two panels) for different n .

equation:

$$\langle k_T^m \rangle_{\text{Averaged}} = \int_0^1 du dk_T^2 k_T \Psi(u, k_T). \quad (21)$$

In Table VI, we list the results of $\langle k_T^2 \rangle$, $\langle k_T^4 \rangle$ and $R = \langle k_T^4 \rangle / \langle k_T^2 \rangle^2$. Interestingly, we get rather stable results of the expectation values for $n = 2, 3$. However, we obtain a noticeably large result for $n = 1$ due to the larger values of $\langle k_T^4 \rangle$ for $n = 1$. As for the kaon, larger values of $\langle k_T^4 \rangle$ are yielded, in particular, $R \sim 20$ with $n = 1$ for the MIA2. We note that the ratio R was estimated to be $5 \sim 9$ for the pion DA in Refs. [64, 66], which is similar to the present results, especially, in the case of $n = 1$ (~ 5). However, in general, our results turn out to be smaller and less broad than those from other models. We also list those for $\langle k_T^2 \rangle_\pi$ from Ref. [26, 64]. The result of Ref. [64] is smaller than ours.

IV. SUMMARY AND CONCLUSION

In the present work, we aimed at investigating the leading-twist light-cone distribution amplitudes of the pion and kaon, the effects of flavor SU(3)-symmetry breaking being explicitly considered from the QCD instanton vacuum.

n, MIA	$\langle k_T^2 \rangle_\pi$	$\langle k_T^4 \rangle_\pi$	$\langle k_T^4 \rangle_\pi / \langle k_T^2 \rangle_\pi^2$	$\langle k_T^2 \rangle_K$	$\langle k_T^4 \rangle_K$	$\langle k_T^4 \rangle_K / \langle k_T^2 \rangle_K^2$
1, MIA1	0.20671	0.22063	5.16348	0.26937	1.12985	15.57098
2, MIA1	0.17382	0.08618	2.85241	0.21271	0.15226	3.36524
3, MIA1	0.16554	0.07322	2.67164	0.19980	0.11746	2.94253
1, MIA2	0.20230	0.21882	5.34684	0.22160	0.96318	19.61359
2, MIA2	0.17156	0.08461	2.87481	0.17503	0.12040	3.93006
3, MIA2	0.16302	0.07166	2.69623	0.16391	0.09156	3.40782
[26] (1 GeV)	0.18490	—	—	—	—	—
[64] (1 GeV)	0.10000	—	—	—	—	—

TABLE VI: $\langle k_T^2 \rangle$ [GeV²], $\langle k_T^4 \rangle$ [GeV⁴] and $\langle k_T^2 \rangle / \langle k_T^2 \rangle^2$ for the pion and kaon DAs for different n and MIA.

We started from the modified improved effective chiral action from the instanton vacuum, with two different ways considered: The dynamical quark mass without the current-quark mass correction factor (MIA1) and that with it (MIA2). As for the momentum-dependent dynamical quark mass, which plays an essential role in describing the meson distribution amplitudes, we parameterized it by a simple-pole type form factor with three different powers, $n = 1, 2, 3$. The cut-off mass was fixed to reproduce pion and kaon decay constants simultaneously in such a way that the normalization condition of the distribution amplitudes may be satisfied.

We first examined the pion and kaon distribution amplitudes in detail. As expected from the light current-quark masses ($m_{u,d} = 5$ MeV), we did not find any noticeable difference between the pion distribution amplitudes for the MIA1 and those for the MIA2. It was found that the pion distribution amplitudes turn out to be symmetric for the momentum fraction u , while the kaon ones show asymmetric behavior due to flavor SU(3)-symmetry breaking effects. However, when the current-quark mass dependence of the dynamical quark mass is considered, the kaon distribution amplitudes become less asymmetric. Furthermore, we found that as the power n increases, the shape of the distribution amplitudes is getting flat. It was also shown that the end-point behavior of the distribution amplitudes varies as the power of the form factors is changed.

In order to see how far the pion and kaon distribution amplitudes deviate from the asymptotic one and how large the flavor SU(3)-symmetry breaking effects are, we calculated the Gegenbauer moments of the distribution amplitudes to the sixth order. The odd Gegenbauer moments turn out to vanish for the pion distribution amplitudes due to isospin symmetry, whereas they remain finite for the kaon one due to the effects of explicit flavor SU(3)-symmetry breaking. The fourth and sixth Gegenbauer moments turn negative as the power n increases. It implies that the pion distribution amplitude at the end-points ($u = 0, 1$) is changed to be concave, while it becomes flat in the vicinity of $u = 0.5$, as mentioned above. As for the kaon Gegenbauer moments, we observed very similar tendency to those of the pion, except for the odd Gegenbauer moments. The current-quark mass corrections to the dynamical quark mass made the first Gegenbauer moment nearly negligible.

We also took into account the QCD evolution via the QCD renormalization group equation in order to compare the present results for the Gegenbauer moments with other empirical or theoretical estimates at the Schmedding-Yakovlev scale (2.4 GeV).

Finally, the expectation values of the transverse momentum $\langle k_T^{2m} \rangle$ were computed by

using the distribution amplitudes and light-cone wave functions $\Psi(k_T, u)$. As expected from explicit flavor SU(3)-symmetry breaking, the quarks inside the kaon carry the momentum fractions in an asymmetric manner, whereas those inside the pion do symmetrically. Using these results, we tried to analyze the factorization hypothesis of the total light-cone wave function, $\Psi(u, k_T) = \Phi(u)\Phi(k_T)$. The numerical results of this ratio for the pion look rather flat but not constant. Those for the kaon are far from the flat shape. Thus, altogether, the factorization hypothesis is invalid for the meson light-cone wave functions. We also calculated the momentum fluctuation shown in the ratio of $\langle k_T^4 \rangle / \langle k_T^2 \rangle^2$ and compared it with other model calculations.

Acknowledgment

The present work is supported by the Korean Research Foundation (KRF-2003-070-C00015). The authors appreciate the critical and constructive comments from N. G. Stefanis, M. Praszalowicz, A. Dorokhov, R. Zwicky and A. Stolz. S.I.N. is grateful to Y. Kwon for fruitful discussions. S.I.N. also appreciate the hospitality of the Research Center for Nuclear Physics (RCNP) in Japan where the part of this work was done. The work of A.H. was supported in part by the Grant for Scientific Research ((C) No.16540252) from the Ministry of Education, Culture, Science and Technology of Japan.

Appendix

The definition and usage of light-cone coordinate vectors.

$$\begin{aligned}
\hat{n}_\mu &= (1, 0, 0, 1), \hat{n}'_\mu = (1, 0, 0, -1), n \cdot \bar{n} = 2, \\
k_\mu &= \frac{k^+}{2} \hat{n}_\mu + \frac{k^-}{2} \hat{n}'_\mu + k_{T\mu}, \\
k_{T\mu} &= (0, k_1, k_2, 0), k_T^\mu = (0, -k_1, -k_2, 0), \\
k_\mu &= \frac{k_0 + k_3}{2} (1, 0, 0, 1) + \frac{k_0 - k_3}{2} (1, 0, 0, -1) + (0, k_1, k_2, 0), \\
k^\mu &= \frac{k_0 - k_3}{2} (1, 0, 0, -1) + \frac{k_0 + k_3}{2} (1, 0, 0, 1) + (0, -k_1, -k_2, 0), \\
k^+ &= k_0 + k_3 = k \cdot \hat{n}, k^- = k_0 - k_3 = k \cdot \hat{n}', k \cdot k = k^+ k^- - k_T^2, \\
d^4 k &= \frac{1}{2} dk^+ dk^- dk_T^2.
\end{aligned} \tag{22}$$

-
- [1] A. V. Efremov and A. V. Radyushkin, Phys. Lett. B **94**, 245 (1980).
 - [2] G. P. Lepage and S. J. Brodsky, Phys. Lett. B **87**, 359 (1979).
 - [3] G. P. Lepage and S. J. Brodsky, Phys. Rev. D **22**, 2157 (1980).
 - [4] V. L. Chernyak and A. R. Zhitnitsky, Phys. Rept. **112**, 173 (1984).
 - [5] J. Gronberg *et al.* [CLEO Collaboration], Phys. Rev. D **57**, 33 (1998).
 - [6] A. Schmedding and O. I. Yakovlev, Phys. Rev. D **62**, 116002 (2000).

- [7] V. L. Chernyak, A. R. Zhitnitsky and V. G. Serbo, JETP Lett. **26**, 594 (1977) [Pisma Zh. Eksp. Teor. Fiz. **26**, 760 (1977)].
- [8] A. P. Bakulev, S. V. Mikhailov and N. G. Stefanis, Phys. Rev. D **67**, 074012 (2003).
- [9] A. P. Bakulev, S. V. Mikhailov and N. G. Stefanis, Phys. Lett. B **578**, 91 (2004).
- [10] V. M. Braun and I. E. Filyanov, Z. Phys. C **44**, 157 (1989) [Sov. J. Nucl. Phys. **50**, 511. 1989 YAFIA, 50, 818 (1989 YAFIA,50,818-830.1989)].
- [11] A. P. Bakulev and A. V. Radyushkin, Phys. Lett. B **271**, 223 (1991).
- [12] A. P. Bakulev and S. V. Mikhailov, Z. Phys. C **68**, 451 (1995).
- [13] A. P. Bakulev, S. V. Mikhailov and N. G. Stefanis, Phys. Lett. B **508**, 279 (2001) [Erratum-ibid. B **590**, 309 (2004)].
- [14] A. P. Bakulev and N. G. Stefanis, Nucl. Phys. B **721**, 50 (2005).
- [15] L. Del Debbio, M. Di Pierro and A. Dougall, Nucl. Phys. Proc. Suppl. **119**, 416 (2003).
- [16] S. Dalley and B. van de Sande, Phys. Rev. D **67**, 114507 (2003).
- [17] V. Y. Petrov, M. V. Polyakov, R. Ruskov, C. Weiss and K. Goeke, Phys. Rev. D **59**, 114018 (1999).
- [18] A. E. Dorokhov, JETP Lett. **77**, 63 (2003) [Pisma Zh. Eksp. Teor. Fiz. **77**, 68 (2003)].
- [19] A. E. Dorokhov, Nuovo Cim. A **109**, 391 (1996).
- [20] A. E. Dorokhov, M. K. Volkov and V. L. Yudichev, Phys. Atom. Nucl. **66**, 941 (2003) [Yad. Fiz. **66**, 973 (2003)].
- [21] I. V. Anikin, A. E. Dorokhov and L. Tomio, gamma Phys. Lett. B **475**, 361 (2000).
- [22] A. E. Dorokhov, M. K. Volkov and V. L. Yudichev, JINR-E4-2001-162.
- [23] S. V. Esaibegian and S. N. Tamarian, Sov. J. Nucl. Phys. **51**, 310 (1990) [Yad. Fiz. **51**, 485 (1990)].
- [24] M. Praszalowicz and A. Rostworowski, Phys. Rev. D **64**, 074003 (2001).
- [25] M. Praszalowicz and A. Rostworowski, Phys. Rev. D **66**, 054002 (2002).
- [26] E. Ruiz Arriola and W. Broniowski, Phys. Rev. D **66**, 094016 (2002).
- [27] J. W. Chen, H. M. Tsai and K. C. Weng, Phys. Rev. D **73**, 054010 (2006).
- [28] A. P. Bakulev, S. V. Mikhailov and N. G. Stefanis, Phys. Rev. D **73**, 056002 (2006).
- [29] V. Y. Petrov and P. V. Pobylitsa, hep-ph/9712203.
- [30] P. Ball and M. Boglione, Phys. Rev. D **68**, 094006 (2003).
- [31] V. M. Braun and A. Lenz, Phys. Rev. D **70**, 074020 (2004).
- [32] A. Khodjamirian, T. Mannel and M. Melcher, Phys. Rev. D **70**, 094002 (2004).
- [33] P. Ball and A. N. Talbot, JHEP **0506**, 063 (2005).
- [34] P. Ball and R. Zwicky, Phys. Lett. B **633**, 289 (2006).
- [35] V. L. Chernyak, A. R. Zhitnitsky and I. R. Zhitnitsky, Nucl. Phys. B **204**, 477 (1982) [Erratum-ibid. B **214**, 547 (1983)].
- [36] V. L. Chernyak, A. R. Zhitnitsky and I. R. Zhitnitsky, Sov. J. Nucl. Phys. **38**, 775 (1983) [Yad. Fiz. **38**, 1277 (1983)].
- [37] E. V. Shuryak, Nucl. Phys. B **203**, 93 (1982).
- [38] D. Diakonov and V. Y. Petrov, Nucl. Phys. B **245**, 259 (1984).
- [39] D. Diakonov and V. Y. Petrov, Nucl. Phys. B **272**, 457 (1986).
- [40] M. C. Chu, J. M. Grandy, S. Huang and J. W. Negele, Phys. Rev. D **49**, 6039 (1994).
- [41] J. W. Negele, Nucl. Phys. Proc. Suppl. **73**, 92 (1999).
- [42] T. DeGrand, Phys. Rev. D **64**, 094508 (2001).
- [43] P. Faccioli and T. A. DeGrand, Phys. Rev. Lett. **91**, 182001 (2003).
- [44] P. O. Bowman, U. M. Heller, D. B. Leinweber, A. G. Williams and J. b. Zhang, Nucl. Phys.

- Proc. Suppl. **128**, 23 (2004).
- [45] M. Musakhanov, Eur. Phys. J. C **9**, 235 (1999).
 - [46] M. Musakhanov, hep-ph/0104163.
 - [47] M. Musakhanov, Nucl. Phys. A **699**, 340 (2002).
 - [48] P. V. Pobylitsa, Phys. Lett. B **226**, 387 (1989).
 - [49] J. Gasser and H. Leutwyler, Nucl. Phys. B **250**, 465 (1985).
 - [50] H. -Ch. Kim, M. M. Musakhanov and M. Siddikov, Phys. Lett. B **633**, 701 (2006).
 - [51] H. -Ch. Kim, M. M. Musakhanov and M. Siddikov, in preparation.
 - [52] M. M. Musakhanov and H. -Ch. Kim, Phys. Lett. B **572**, 181 (2003).
 - [53] S. i. Nam and H. -Ch. Kim, in preparation.
 - [54] N. G. Stefanis, W. Schroers and H. -Ch. Kim, Phys. Lett. B **449**, 299 (1999).
 - [55] N. G. Stefanis, W. Schroers and H. -Ch. Kim, Eur. Phys. J. C **18**, 137 (2000).
 - [56] A. Szczepaniak, C. R. Ji and S. R. Cotanch, Phys. Rev. D **49**, 3466 (1994).
 - [57] M. Gockeler *et al.*, hep-lat/0510089.
 - [58] P. Ball, V. M. Braun and A. Lenz, hep-ph/0603063.
 - [59] V. M. Braun and I. E. Filyanov, Z. Phys. C **48**, 239 (1990) [Sov. J. Nucl. Phys. **52**, 126 (1990 YAFIA,52,199-213.1990)].
 - [60] P. Ball and R. Zwicky, JHEP **0602**, 034 (2006).
 - [61] S. A. Gottlieb and A. S. Kronfeld, Phys. Rev. D **33** (1986) 227.
 - [62] G. Martinelli and C. T. Sachrajda, Phys. Lett. B **190**, 151 (1987).
 - [63] D. Daniel, R. Gupta and D. G. Richards, Phys. Rev. D **43**, 3715 (1991).
 - [64] A. R. Zhitnitsky, Phys. Lett. B **329**, 493 (1994).
 - [65] S. i. Nam and H. -Ch. Kim, arXiv:hep-ph/0605041.
 - [66] V. L. Chernyak and A. R. Zhitnitsky, Nucl. Phys. B **201**, 492 (1982) [Erratum-ibid. B **214**, 547 (1983)].