

Has New Physics already been seen in B_d meson decays?

Rahul Sinha and Basudha Misra

The Institute of Mathematical Sciences, Taramani, Chennai 600113, India

Wei-Shu Hou

Department of Physics, National Taiwan University, Taipei, Taiwan 106, R.O.C.

We show using a model independent approach that the deviation in measured $B_d^0 - \overline{B}_d^0$ mixing phase caused by pollution from another amplitude, within the Standard Model, is always less in magnitude, and has the same sign as the weak phase of the polluting amplitude. The exception is to have large destructive interference between the two amplitudes. We demonstrate that any deviation larger than a few degrees is only possible if the observed decay rate results from fine tuned cancellations between significantly larger quark level amplitudes. These simple observations have very significant consequences for signals of New Physics.

The $B_d^0 - \overline{B}_d^0$ mixing phase β/ϕ_1 measured in $b \rightarrow c\bar{c}s$ and $b \rightarrow s\bar{q}q$ (where $q = u, d, s$) modes is found to differ at 2.6σ [1]. It has been speculated that this discrepancy is a signal of New Physics (NP). Within the Standard Model (SM) the amplitude for modes involving $b \rightarrow s$ transitions, get contributions from two amplitudes with different weak phases. Unless the contribution from one of the amplitudes is negligible, one would expect some discrepancy between the various measurements. Estimates [2] of this discrepancy using hadronic assumptions have indicated that the sign of the discrepancy within SM is opposite to the observed value. Nevertheless, one wonders whether large rescattering effects can then somehow cause the observed discrepancy that is speculated to be NP. Indeed, convincing arguments regarding the nature of this discrepancy are lacking. In light of this uncertainty, the relevant question is “under what conditions can this discrepancy be regarded as an unambiguous signal of NP?” In this letter we seek to answer this question using a completely model independent approach.

We show that the deviation in the measured $B_d^0 - \overline{B}_d^0$ mixing phase caused by pollution from another amplitude, within the SM, is not only always less than the weak phase of the polluting amplitude, but also always has the same sign as the weak phase of the polluting amplitude. The only exception is to have large destructive interference between the two amplitudes. Without making any hadronic model based assumptions, we examine the conditions under which such a destructive interference is possible within the SM. We find that any deviation larger than a few degrees is only possible, if the observed branching ratios result from fine tuned cancellations between amplitudes whose squares are at least an order of magnitude larger than the branching ratios themselves.

The most general amplitude for $b \rightarrow s$ transition modes may be written as

$$A^{b \rightarrow s} = \mathcal{A}_u e^{i\delta_u} v_u + \mathcal{A}_c e^{i\delta_c} v_c + \mathcal{A}_t e^{i\delta_t} v_t, \quad (1)$$

where \mathcal{A}_j and δ_j are the amplitude and strong phases respectively for the three quark level contributions to the

transition; $v_j = V_{jb}^* V_{js}$, where j is either u, c or t and V_{jk} are the elements of the CKM matrix. The unitarity of CKM, namely $v_u + v_c + v_t = 0$ allows us to express the amplitude in terms of only two contributions, which are distinguished by their weak phases. In SM v_c is real at least to order $\mathcal{O}(\lambda^6)$ in the Wolfenstein parameterization [3], whereas $v_u = A\lambda^4(\rho + i\eta)$ and $v_t = -A\lambda^2 + A(\frac{1}{2} - \rho - i\eta)\lambda^4 + \mathcal{O}(\lambda^6)$. The weak phase of v_t referred to as β_s is very small ($\beta_s = 1.045^{+0.061^\circ}_{-0.057^\circ}$ [4]) as it appears at $\mathcal{O}(\lambda^4)$. v_u on the other hand involves a much larger phase γ , but is suppressed by an additional factor λ^2 .

The amplitude can be parameterized in terms of only one weak phase either by eliminating v_t or v_u . It is customary to eliminate v_t and express the amplitude in terms of γ as:

$$A^{b \rightarrow s} = (\mathcal{A}_c e^{i\delta_c} - \mathcal{A}_t e^{i\delta_t}) v_c + (\mathcal{A}_u e^{i\delta_u} - \mathcal{A}_t e^{i\delta_t}) v_u. \quad (2)$$

This can be re-expressed as follows:

$$A^{b \rightarrow s} = e^{i\Theta} [a + b e^{i\delta} e^{i\gamma}], \quad (3)$$

$$a = |v_c| \hat{a} = |v_c| |\mathcal{A}_c e^{i\delta_c} - \mathcal{A}_t e^{i\delta_t}|, \quad (4)$$

$$b = |v_u| \hat{b} = |v_u| |\mathcal{A}_u e^{i\delta_u} - \mathcal{A}_t e^{i\delta_t}|, \quad (5)$$

δ is the strong phase difference between a and b ; Θ is the overall strong phase which is set to zero, as no observables depend on it. The same amplitude could have been written in terms of β_s by eliminating v_u . However, it is not a priori necessary to choose the parameterization to start with.

The amplitude A_i for B_d^0 decay to any mode f_i can be expressed in a parameterization independent way, in terms for two contributing amplitudes as

$$A_i = a_i + b_i e^{i\delta_i} e^{i\phi}. \quad (6)$$

a_i and b_i are the two amplitudes contributing to the process and δ_i is the corresponding strong phases difference. ϕ is the weak phase that could either be γ or β_s to distinguish between the two parameterizations. By definition we choose a_i and b_i to be the magnitudes with the relative phase δ_i taking care of all relative signs. Note that

v_t has a negative sign and δ_i is defined so as to include this sign when the amplitude is expressed in terms of β_s . Using CPT invariance, the amplitude for the conjugate mode is given by $\bar{A}_i = a_i + b_i e^{i\delta_i} e^{-i\phi}$. To simplify notation and without loss of generality, we assume that the amplitude A_i , a_i and b_i are normalized by the total B_d^0 decay width. The time dependent decay rate of B_d^0 to a mode f_i using these amplitudes may then be written as

$$\Gamma(B^0(t) \rightarrow f_i) \propto B_i(1 + C_i \cos(\Delta Mt) - S_i \sin(\Delta Mt)),$$

where B_i is the branching ratio, C_i is the direct CP asymmetry and S_i is the time dependent asymmetry, given by

$$\begin{aligned} B_i &= \frac{|A_i|^2 + |\bar{A}_i|^2}{2} = a_i^2 + b_i^2 + 2a_i b_i \cos \phi \cos \delta_i, \\ C_i &= \frac{|A_i|^2 - |\bar{A}_i|^2}{|A_i|^2 + |\bar{A}_i|^2} = \frac{-2a_i b_i \sin \phi \sin \delta_i}{B_i}, \\ S_i &= \sqrt{1 - C_i^2} \sin 2\beta_i^{\text{meas}} = -\sqrt{1 - C_i^2} \frac{\text{Im}(e^{-2i\beta} A_i^* \bar{A}_i)}{|A_i||\bar{A}_i|}. \end{aligned} \quad (7)$$

The time dependent asymmetry provides a measurement of $\sin(2\beta_i^{\text{meas}})$, hence, $2\beta_i^{\text{meas}}$ is obtained with a two fold ambiguity ($2\beta_i^{\text{meas}}, \pi - 2\beta_i^{\text{meas}}$). This in turn leads to a four fold ambiguity in the difference between the values of $2\beta^{\text{meas}}$, obtained using the two different modes f_1 and f_2 . However, *we will only be interested in the principal value $2\beta_i^{\text{meas}}$, obtained from $\sin(2\beta_i^{\text{meas}})$, so as to have a well defined value of the difference.* We denote this value of the difference by 2ω and define it as $2\omega = 2\beta_1^{\text{meas}} - 2\beta_2^{\text{meas}}$. We assume that the two modes f_1 and f_2 are chosen such that $\beta_1^{\text{meas}} > \beta_2^{\text{meas}}$. This choice results in 2ω always being positive. We further, define the phase difference between A_i and \bar{A}_i as η_i , i.e., $\eta_i = \arg A_i - \arg \bar{A}_i$. Hence, $A_i^* \bar{A}_i = |A_i||\bar{A}_i|e^{-i\eta_i}$ and the expression for S_i from Eq. (7) implies that $\eta_i = 2\beta_i^{\text{meas}} - 2\beta$. η_i is thus the deviation of $2\beta_i^{\text{meas}}$ from 2β . ω can now be expressed in terms of $\eta_{1,2}$ as $2\omega = \eta_1 - \eta_2$.

Only three independent observables B_i , C_i and S_i can ever be obtained using the decay modes under consideration, but these observables can be described in terms of five variables a_i , b_i , δ_i , β and ϕ . We can hence express three of these variables in terms of observables and the other two variables. We will choose to express a_i , b_i and δ_i in terms of β and ϕ . It is easy to derive expressions for a_i , b_i and δ_i using Eqns. (6-7)

$$a_i^2 = \frac{B_i}{2 \sin^2 \phi} \left(1 - \sqrt{1 - C_i^2 \cos(\eta_i - 2\phi)}\right) \quad (8)$$

$$b_i^2 = \frac{B_i}{2 \sin^2 \phi} \left(1 - \sqrt{1 - C_i^2 \cos(\eta_i)}\right) \quad (9)$$

$$\tan \delta_i = \frac{C_i \sin \phi}{\cos \phi - \sqrt{1 - C_i^2 \cos(\eta_i - \phi)}} \quad (10)$$

Our interest is in finding a relation between ω and ϕ . Hence, we first find a relation between η_i and ϕ . Indeed,

Eq. (10) expresses η_i in terms of δ_i and ϕ . However, in this paper we present a geometric approach which is much more intuitive though we have verified these results numerically. In Fig. 1 we have shown the variation of η_i with respect to different values of δ_i . We begin by first representing A_i and \bar{A}_i geometrically. Given values of a_i , b_i , δ_i and ϕ , $|A_i|$ and $|\bar{A}_i|$ are as shown in the Fig. 1. For the purpose of illustration we have chosen $\delta_i > 0$ and $\phi > 0$. \vec{a} is represented by QV , and \vec{b} is represented by SV or PV depending on the phase $\delta + \phi$ or $\delta - \phi$, resulting in the amplitude A and \bar{A} respectively. It may be noted that the same values of $|A_i|$, $|\bar{A}_i|$ and η_i can be obtained using different values of a_i , b_i , δ_i and ϕ . The set of points for which this is possible is obtained by moving the point V along the bisector to SP , since SV and PV are both b , they must always be equal. It is hence essential to express all quantities in terms of irreducible variables.

In Fig. 1(a) we have chosen δ_i to lie in the range between 0 and $\pi/2$. Clearly η_i is always positive (if $\phi > 0$) irrespective of the value of amplitudes a_i and b_i . If δ_i is increased beyond $\pi/2$, at some critical value of $\delta_i = \delta_i^c$, η_i becomes 0 (see Fig. 1(b)). If δ_i is increased further beyond δ_i^c the sign of η_i depends on the relative magnitudes of a_i and b_i ; $\eta_i < 0$ if $b_i < a_i$ (Fig. 1(c)) and $\eta_i > 0$ if $b_i > a_i$ (Fig. 1(d)). It is easy to generalize to the cases where both δ_i and ϕ can be positive or negative. Note that if δ_i and ϕ have the same sign then $C_i < 0$, else $C_i > 0$. The value of the critical angle $\tan \delta_i^c$ is easily obtained using Eq. (10) by setting $\eta_i = 0$. δ_i^c lies in the range $\pi/2$ to π for $C_i < 0$ and $-\pi$ to $-\pi/2$ for $C_i > 0$ [5]. Hence, *we conclude that η_i always has the same sign as ϕ if $|\delta_i| \leq |\delta_i^c|$.* The weak phase ϕ is fixed by the parameterization chosen within SM and is the same for all modes. Hence as long as $|\delta_i| \leq |\delta_i^c|$ for each mode f_i , the sign of ϕ and η_i must be the same for all modes.

Our next aim is to find a bound on the size of η_i as a function of ϕ . Using Fig. 2 we try to establish a bound on

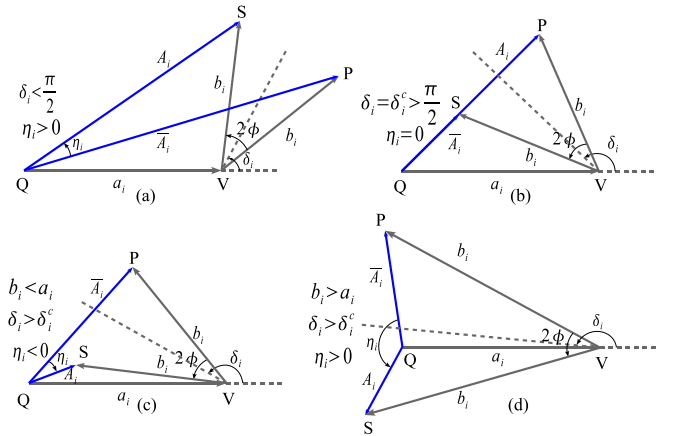


FIG. 1: The amplitudes A_i and \bar{A}_i in terms of a_i and b_i for the case $\phi > 0$ and $\delta_i > 0$.

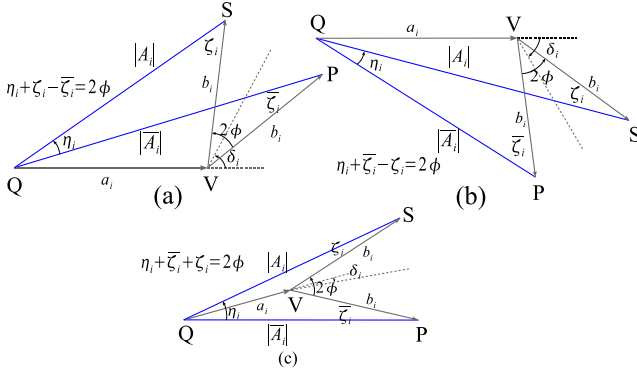


FIG. 2: Case $\phi > 0$ and $-\delta_i^c < \delta_i < \delta_i^c$. The amplitudes A_i and \bar{A}_i in terms of a_i and b_i .

η_i . We begin by choosing $\phi > 0$. However, the derivation of the bound depends on the sign of δ_i , and the two cases $\delta_i < 0$ and $\delta_i > 0$ need to be considered separately. In Fig. 2(a) we have chosen $0 \leq \delta_i \leq \delta_i^c$. It is easy to see that $2\phi = \eta_i + \zeta_i - \bar{\zeta}_i$. Since both $\phi > 0$ and $\delta_i > 0$, Eq. (7) implies that $C_i < 0$ or $|\bar{A}_i| > |A_i|$ resulting in $\bar{\zeta}_i < \zeta_i$. We hence conclude that $2\phi \geq \eta_i$. Fig. 2(b) depicts the case for $\delta_i^c \leq \delta_i \leq 0$. In this case one has $2\phi = \eta_i + \bar{\zeta}_i - \zeta_i$. Since ϕ and δ_i have opposite signs, $C_i > 0$. This implies that $|\bar{A}_i| < |A_i|$, leading to the conclusion that $\bar{\zeta}_i > \zeta_i$ in this case. The conclusion $2\phi \geq \eta_i$ obtained for Fig. 2(a) still holds for Fig. 2(b). If the point V lies inside $\triangle SQP$ as shown in Fig. 2(c), one would obtain the relation $2\phi = \eta_i + \bar{\zeta}_i + \zeta_i$, once again implying that $2\phi \geq \eta_i$. Hence, in all the three cases discussed in Fig. 2, one finds that $0 \leq \eta_i \leq 2\phi$. Within the SM, the weak phase ϕ is always positive ($\gamma \approx 60^\circ$ and $\beta_s \approx 1^\circ$). Hence we do not consider the case for $\phi < 0$ in detail but simply state that one can straightforwardly obtain $|\eta_i| \leq 2|\phi|$.

Note that while ω is an observable, η_i itself is not an observable, unless, β is measured in some mode without contribution from a polluting amplitude – a theoretical impossibility, even within the SM. Nevertheless, it may be reasonable to assume (as is customarily done) that \mathcal{A}_c dominates in $b \rightarrow c\bar{c}s$ indicating $\eta_1 \approx 0$. A contradiction is already evident, since ϕ and hence η_i must be positive in the SM, implying that $2\omega \approx -\eta_2 < 0$. The only way to resolve the contradiction is to assume that $|\delta_i| \not\leq |\delta_i^c|$. Hence, before drawing any conclusions we still need to determine when $|\delta_i| > |\delta_i^c|$ or $|\delta_i| < |\delta_i^c|$. To this end, we note that Eqns. (4) and (5) can be graphically represented as shown in Fig. 3. In Fig. 3(a) we have chosen the CKM parameterization with $\phi = \gamma$ and in Fig. 3(b) with $\phi = \beta_s$. It is easy to solve for the coordinates (x_1, y_1) , (x_2, y_2) and l in terms of $\mathcal{A}_{u,c}$ and a_i, b_i and δ_i . Since a_i^2, b_i^2 and $\tan \delta_i$ can be evaluated as a function of η_i using Eqns. (8)-(10) purely in terms of observables and ϕ , one can express \mathcal{A}_t and $\Delta \equiv |\delta_c - \delta_u|$ in terms of $\mathcal{A}_c, \mathcal{A}_u$ and η_i . Note that \mathcal{A}_j are CKM parameterization independent.

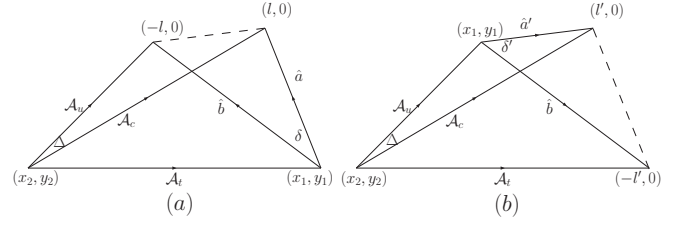


FIG. 3: Geometric representation of Eqns. (3)-(5). In (a) we choose the CKM parameterization with $\phi = \gamma$ and in (b) with $\phi = \beta_s$. In (b) a prime has been introduced only to distinguish variables that differ between the two parameterizations.

In Fig. 4 we have plotted the values of \mathcal{A}_t and Δ in terms of \mathcal{A}_u and \mathcal{A}_c . The observed C_i 's are consistent with zero, hence, we have assumed $\delta_i = 0$ for $0 \leq \eta_i \leq 2\phi$ and $\delta_i = \pi$ for $\eta_i < 0$ or $\eta_i > 2\phi$. Non-zero values of C_i 's result in more stringent constraints. This is easy to see from Eqns. (8)-(10) and Fig. 3. Finite C_i implies larger a_i, b_i and $|\tan \delta_i|$ compared with the $C_i = 0$ values, this in turn results in larger \mathcal{A}_j . \mathcal{A}_j are normalized such that, if $\mathcal{A}_u = 0$ and $\mathcal{A}_t = 0$, \mathcal{A}_c would be unity. A clear pattern of hierarchy of the various values of \mathcal{A}_j becomes apparent which depends only on η_i . Assuming it is reasonable for \mathcal{A}_c to dominate in $b \rightarrow c\bar{c}s$ decays, it is clear from Fig. 4 that only small negative values of η_i are allowed. This

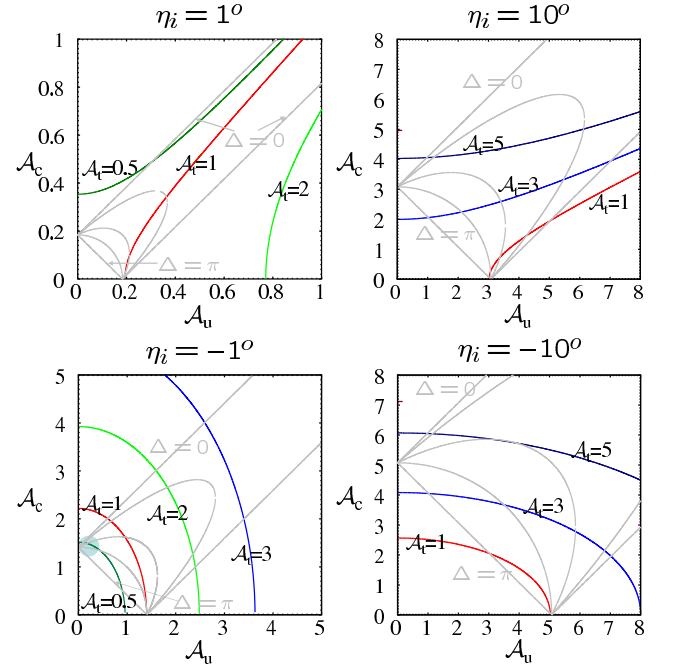


FIG. 4: Values of \mathcal{A}_t and $\Delta \equiv |\delta_u - \delta_c|$ as a function of \mathcal{A}_u and \mathcal{A}_c . \mathcal{A}_j are normalized such that, if $\mathcal{A}_u = 0$ and $\mathcal{A}_t = 0$, \mathcal{A}_c would be unity. The allowed values are bounded by the curves for $\Delta = 0, \pi$. The unlabeled parabolic curves represent $\Delta = \frac{\pi}{2}, \frac{\pi}{3}$ and $\frac{\pi}{6}$.

		$0 < 2\phi$	η_2 bound	η_1 bound	β bound	Constraints
$\beta_2^{\text{meas}} \leq \beta_1^{\text{meas}} \leq \beta$	I	$\eta_2 \leq \eta_1 \leq 0 \leq 2\phi$	$\eta_2 \leq -2\omega$	$\eta_1 \leq 0$	$2\beta_1^{\text{meas}} \leq 2\beta$	$\eta_2 \leq -13.63^\circ$
$\beta_2^{\text{meas}} \leq \beta \leq \beta_1^{\text{meas}}$	II(a)	$\eta_2 \leq 0 \leq \eta_1 \leq 2\phi$	$\eta_2 \leq 2\phi - 2\omega$	$0 \leq \eta_1 \leq 2\phi$	$2\beta_1^{\text{meas}} - 2\phi \leq 2\beta$	$\eta_2 \leq -11.54^\circ$
	II(b)	$\eta_2 \leq 0 \leq 2\phi \leq \eta_1$	$2\phi - 2\omega \leq \eta_2$	$2\phi \leq \eta_1 \leq 2\omega$	$2\beta_2^{\text{meas}} \leq 2\beta \leq 2\beta_1^{\text{meas}} - 2\phi$	$-11.54^\circ \leq \eta_2; 2.09^\circ \leq \eta_1 \leq 13.63^\circ$ $30^\circ \leq 2\beta \leq 41.54^\circ$
$\beta \leq \beta_2^{\text{meas}} \leq \beta_1^{\text{meas}}$	III(a)	$0 \leq \eta_2 \leq 2\phi \leq \eta_1$	$0 \leq \eta_2 \leq 2\phi$	$2\omega \leq \eta_1$	$2\beta_2^{\text{meas}} - 2\phi \leq 2\beta \leq 2\beta_2^{\text{meas}}$	$13.63^\circ \leq \eta_1$ $27.91^\circ \leq 2\beta \leq 30^\circ$
	III(b)	$0 \leq 2\phi \leq \eta_2 \leq \eta_1$	$2\phi \leq \eta_2$	$2\omega + 2\phi \leq \eta_1$	$2\beta \leq 2\beta_2^{\text{meas}} - 2\phi$	$15.72^\circ \leq \eta_1; 2\beta \leq 27.91^\circ$

TABLE I: Constraints on η_i and 2β for the parameterization $\phi = \beta_s$. Note that when $\eta_i < 0$ or $\eta_i > 2\phi$ one must have $|\delta_i| > |\delta_i^c|$. Note that in none of the cases it is possible to have $|\delta_i| < |\delta_i^c|$ for both modes. Unless $0 < 2\omega < 2\phi$ one cannot have $0 \leq \eta_2 \leq \eta_1 \leq 2\phi$, hence we do not consider this specific case.

region is shown in the plot for $\eta_i = -1^\circ$ with a small (blue) circle.

The value of ω can be estimated from the available world average values of two modes, however, as is customary, to improve statistics we use the average values [1] of $\sin 2\beta^{\text{meas}}$ measured using several $b \rightarrow c\bar{c}s$ and $b \rightarrow s\bar{q}q$ modes which are as follows: $\sin 2\beta_1^{\text{meas}}(b \rightarrow c\bar{c}s) = 0.69 \pm 0.03$ and $\sin 2\beta_2^{\text{meas}}(b \rightarrow s\bar{q}q) = 0.50 \pm 0.06$, implying $2\omega = (13.63 \pm 5.41)^\circ$. CKM fits [4] on the other hand give $\sin 2\beta \approx 0.75$.

We now examine the possible constraints on the parameters \mathcal{A}_u , \mathcal{A}_c , \mathcal{A}_t and β from data without making any hadronic model assumptions. There are three possible values of β : it can either be greater than both β_1^{meas} and β_2^{meas} or less than both of them or in between both of them. In Table I we consider the cases with the possible sub cases depending on the value of ϕ to obtain bounds on η_1 , η_2 and 2β . We could have chosen any of the parameterization with ϕ being either γ or β_s . However, *for the choice $\phi = \beta_s$, the bounds are more stringent*. Hence, we have set $2\phi \approx 2^\circ$ in Table I. It is interesting that SM allows for such a small value of β_s . *It is the smallness of this value that works in our favor*.

The bounds on η_i obtained in Table I have corresponding constraints on quark level amplitudes as shown in Fig. 4. It may be noted that only for Case I of Table I, it is possible to have $\mathcal{A}_{t,u} < \mathcal{A}_c$, which is expected in $b \rightarrow c\bar{c}s$ modes. Hence all the cases except Case I are unrealistic. Further, in all the cases one finds that the bounds on η_2 and (or) η_1 are such that, they require the square of the quark level amplitudes $|\mathcal{A}_c|^2$ ($|\mathcal{A}_u|^2$) and $|\mathcal{A}_t|^2$ that are at least 10 to 25 times larger than the observed branching ratio. The values close to 10 are possible only by lowering 2β away from $2\beta_1^{\text{meas}}$, beyond acceptable values, close to $2\beta_2^{\text{meas}}$. Hence, none of the cases can be accommodated within the SM, unless one requires that the observed branching ratios result from considerable fine tuned cancellations of quark level amplitudes. We wish to emphasize that even if 2ω reduces to 5° in future, it would still be difficult to accommodate

within the SM. Since one would still requires squares of the amplitudes $|\mathcal{A}_j|^2$ that are 10 times larger than the observed branching ratios.

To conclude, without making any hadronic model based assumptions we have shown that within the SM, it is impossible to explain the observed discrepancy in $B_d^0 - \bar{B}_d^0$ mixing phase measured using the $b \rightarrow c\bar{c}s$ and $b \rightarrow s\bar{q}q$ modes. The only possibility to forgo this conclusion is to accept that the observed branching ratios result from considerable fine tuned cancellations of significantly larger quark level amplitudes. In addition it may also be necessary to have 2β substantially lower than $2\beta_1^{\text{meas}}$. This scenario of “observed decay rates resulting from fine-tuned cancellations of large quark level amplitudes” would be very difficult to accommodate, given the successful understanding of B_d decay rates.

RS thanks the National Center for Theoretical Sciences at Taipei for hospitality where part of this work was done. WSH thanks the Institute of Mathematical Sciences for hospitality. The work of WSH was supported in part by NSC-93-2112-M-002-020 of Taiwan.

-
- [1] Heavy Flavor Averaging Group [HFAG], E. Barbiero *et al.*, hep-ex/0603003 and online update at <http://www.slac.stanford.edu/xorg/hfag>.
 - [2] M. Beneke, Phys. Lett. B **620**, 143 (2005), H. Y. Cheng, C. K. Chua and A. Soni, Phys. Rev. D **72**, 014006 (2005), G. Buchalla, G. Hiller, Y. Nir and G. Raz, JHEP **0509**, 074 (2005).
 - [3] L. Wolfenstein, Phys. Rev. Lett. **51**, 1945 (1983).
 - [4] CKMfitter Group (J. Charles *et al.*), Eur. Phys. J. C41, 1-131 (2005), updated in <http://ckmfitter.in2p3.fr>
 - [5] Fig. 1(b) and 1(c) do not apply to the case where $C_i = 0$, as only two values of δ_i are allowed, it can either be 0 (limiting case of Fig. 1(a)) with $\eta_i > 0$, or π (limiting case of Fig. 1(d) and 1(e)) with $\eta_i > 0$ if $b_i > a_i$ and $\eta_i < 0$ if $b_i < a_i$. δ_i^c is strictly not defined for $C_i = 0$, but may be taken to have any value between $\pi/2$ and π .