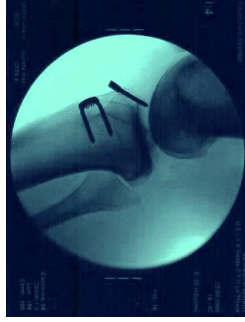


THEORETICAL STATUS OF $K \rightarrow \pi\nu\bar{\nu}$ DECAYS^a

ULRICH HAISCH

*Institut für Theoretische Physik, Universität Zürich,
Winterthurerstrasse 190, CH-8057 Zürich, Switzerland*



We present a concise review of the theoretical status of rare $K \rightarrow \pi\nu\bar{\nu}$ decays in and beyond the standard model. Particular attention is thereby devoted to the recent calculation of the next-to-next-to-leading order corrections to the charm quark contribution of $K^+ \rightarrow \pi^+\nu\bar{\nu}$, which removes the last relevant theoretical uncertainty from the $K \rightarrow \pi\nu\bar{\nu}$ system.

1 Introduction

The rare processes $K^+ \rightarrow \pi^+\nu\bar{\nu}$ and $K_L \rightarrow \pi^0\nu\bar{\nu}$ play an outstanding role in the field of flavor-changing-neutral-current transitions. The main reason for this is their unmatched theoretical cleanness and their large sensitivity to short-distance (SD) effects arising in the standard model (SM) and its innumerable extensions. As they offer a precise determination of the unitarity triangle (UT)¹, a comparison of the information obtained from the $K \rightarrow \pi\nu\bar{\nu}$ system with the one from B -decays provides a completely independent and therefore critical test of the Cabibbo-Kobayashi-Maskawa (CKM) mechanism. Even if these K - and B -physics predictions agree, the $K \rightarrow \pi\nu\bar{\nu}$ transitions will play an important part in discriminate between different extensions of the SM², as they allow to probe effective scales of new physics operators of up to a several TeV or even higher³ in a pristine manner.

2 Basic Properties of $K \rightarrow \pi\nu\bar{\nu}$

The striking theoretical cleanness of the $K \rightarrow \pi\nu\bar{\nu}$ decays is linked to the fact that, within the SM, these processes are mediated by electroweak (EW) amplitudes of $\mathcal{O}(G_F^2)$, which exhibit a

^aTalk given at the XL1st Rencontres de Moriond QCD and High Energy Hadronic Interactions, La Thuile, Aosta Valley, Italy, March 18–25, 2006.

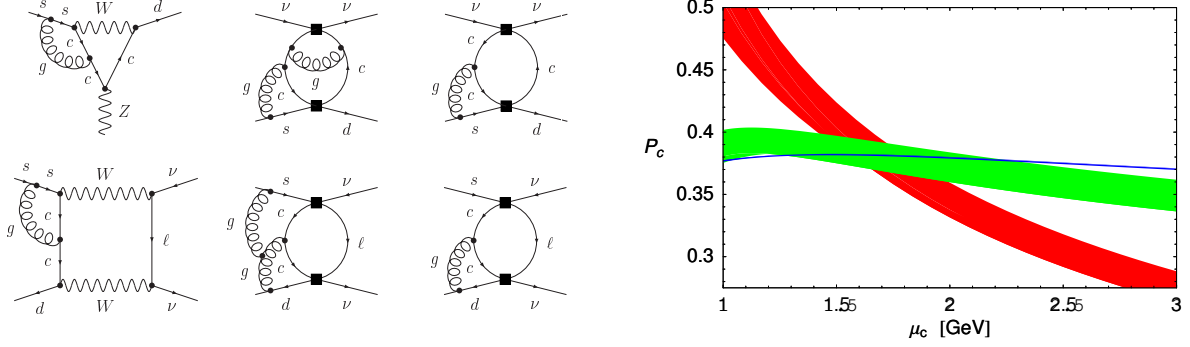


Figure 1: Left panel: Examples of diagrams appearing in the full SM (left), describing the mixing of operators (center) and the matrix elements (right) in the Z-penguin (top) and the electroweak box (bottom) sector. Right panel: P_c as a function of μ_c at LO (red), NLO (green), and NNLO (blue). The width of the bands reflects the theoretical uncertainty due to higher order terms in α_s that arise in the calculation of $\alpha_s(\mu_c)$ from $\alpha_s(M_Z)$.

hard Glashow-Iliopoulos-Maiani (GIM) cancellation of the form

$$\mathcal{A}_q(s \rightarrow d\nu\bar{\nu}) \propto \lambda_q m_q^2 \propto \begin{cases} m_t^2(\lambda^5 + i\lambda^5), & q = t, \\ m_c^2(\lambda + i\lambda^5), & q = c, \\ \Lambda_{\text{QCD}}^2 \lambda, & q = u. \end{cases} \quad (1)$$

Here $\lambda_q = V_{qs}^* V_{qd}$ denotes the relevant CKM factors and $\lambda = |V_{us}| = 0.225$ is the Cabibbo angle. This peculiar property implies that the corresponding rates are SD dominated, while long-distance (LD) effects are highly suppressed. A related important feature, following from the EW structure of the SM amplitudes as well, is that the $K \rightarrow \pi\nu\bar{\nu}$ modes are governed by a single effective operator, namely

$$Q_\nu = (\bar{s}_L \gamma_\mu d_L) (\bar{\nu}_L \gamma^\mu \nu_L), \quad (2)$$

which consists of left-handed fermion fields only. The required hadronic matrix elements of Q_ν can be extracted, including isospin breaking corrections⁴, directly from the well measured leading semileptonic decay $K^+ \rightarrow \pi^0 e^+ \nu$.

After summation over the three lepton families the SM branching ratios for $K \rightarrow \pi\nu\bar{\nu}$ can be written as^{5,6,7}

$$\mathcal{B}(K^+ \rightarrow \pi^+ \nu\bar{\nu}) = (5.26 \pm 0.06) \left[\left(\frac{\text{Im}\lambda_t}{\lambda^5} X \right)^2 + \left(\frac{\text{Re}\lambda_t}{\lambda^5} X + \frac{\text{Re}\lambda_c}{\lambda} (P_c + \delta P_c) \right)^2 \right] \times 10^{-11}, \quad (3)$$

$$\mathcal{B}(K_L \rightarrow \pi^0 \nu\bar{\nu}) = (2.29 \pm 0.03) \left(\frac{\text{Im}\lambda_t}{\lambda^5} X \right)^2 \times 10^{-10}.$$

The top quark contribution $X = 1.464 \pm 0.041$ ⁸ accounts for 63% and almost 100% of the total rates. It is known through next-to-leading order (NLO)⁹, with a scale uncertainty of slightly below 1%. In $K^+ \rightarrow \pi^+ \nu\bar{\nu}$, corrections due to internal charm quarks and subleading effects, characterized by P_c and δP_c , amount to moderate 33% and a mere 4%. Both contributions are negligible in the case of the $K_L \rightarrow \pi^0 \nu\bar{\nu}$ decay, which by virtue of Eq. (1) is purely CP violating in the SM.

3 Recent Developments in $K^+ \rightarrow \pi^+ \nu\bar{\nu}$

Two subleading effects, namely the SD contributions of dimension-eight charm quark operators and genuine LD corrections due to up quark loops have been calculated recently⁶. Both contributions can be effectively included by $\delta P_c = 0.04 \pm 0.02$ in Eq. (3). Numerically they lead to an

enhancement of $\mathcal{B}(K^+ \rightarrow \pi^+ \nu \bar{\nu})$ by about 7%. The quoted residual error of δP_c can in principle be reduced by means of dedicated lattice QCD computations¹⁰.

The main components of the state-of-the-art calculation of P_c ⁸, are *i*) the $\mathcal{O}(\alpha_s^2)$ matching corrections to the relevant Wilson coefficients arising at $\mu_W = \mathcal{O}(M_W)$, *ii*) the $\mathcal{O}(\alpha_s^3)$ anomalous dimensions describing the mixing of the dimension-six and -eight operators, *iii*) the $\mathcal{O}(\alpha_s^2)$ threshold corrections to the Wilson coefficients originating at $\mu_b = \mathcal{O}(m_b)$, and *iv*) the $\mathcal{O}(\alpha_s^2)$ matrix elements of some of the operators emerging at $\mu_c = \mathcal{O}(m_c)$. To determine the contributions of type *i*), *iii*), and *iv*) two-loop Green's functions in the full SM and in effective theories with five or four flavors have to be computed including their finite parts. Sample diagrams for steps *i*) and *iv*) are shown in the left and right column of the left panel in Fig. 1. Contributions of type *ii*) are found by calculating the divergent pieces of three-loop Green's functions with operator insertions. Two examples of Feynman graphs with a double insertion of dimension-six operators are displayed in the center column of the left panel in Fig. 1.

The inclusion of the NNLO corrections removes essentially the entire sensitivity of P_c on the unphysical scale μ_c and on higher order terms in α_s that affect the evaluation of $\alpha_s(\mu_c)$ from $\alpha_s(M_Z)$ which is sizeable at leading order (LO) and NLO. This is explicated by the plot in the right panel of Fig. 1 and by the theoretical errors of the latest SM predictions⁸

$$P_c = \begin{cases} 0.369 \pm 0.036_{\text{theory}} \pm 0.033_{m_c} \pm 0.009_{\alpha_s}, & \text{NLO}, \\ 0.375 \pm 0.009_{\text{theory}} \pm 0.031_{m_c} \pm 0.009_{\alpha_s}, & \text{NNLO}. \end{cases} \quad (4)$$

In obtaining these values the charm quark $\overline{\text{MS}}$ mass $m_c(m_c) = (1.30 \pm 0.05)$ GeV has been used. The residual error of P_c is now fully dominated by the parametric uncertainty from $m_c(m_c)$. A better determination of $m_c(m_c)$ is thus an important theoretical goal in connection with $K^+ \rightarrow \pi^+ \nu \bar{\nu}$.

Taking into account all the indirect constraints from the latest global UT fit¹¹, the updated SM predictions of the two $K \rightarrow \pi \nu \bar{\nu}$ rates read

$$\mathcal{B}(K^+ \rightarrow \pi^+ \nu \bar{\nu}) = (7.8 \pm 1.0) \times 10^{-11}, \quad \mathcal{B}(K_L \rightarrow \pi^0 \nu \bar{\nu}) = (2.7 \pm 0.4) \times 10^{-11}. \quad (5)$$

At present the errors from the CKM parameters veils the benefit of the NNLO calculation of P_c . However, given the expected improvement in the extraction of the CKM elements and the foreseen theoretical progress in the determination of $m_c(m_c)$, the isospin breaking corrections, and in the case of $\mathcal{B}(K^+ \rightarrow \pi^+ \nu \bar{\nu})$ of the LD contributions, the allowed ranges of the SM predictions for $\mathcal{B}(K^+ \rightarrow \pi^+ \nu \bar{\nu})$ and $\mathcal{B}(K_L \rightarrow \pi^0 \nu \bar{\nu})$ should both reach the 5% level in the near future.

4 New Physics in $K \rightarrow \pi \nu \bar{\nu}$

An important virtue of the $K \rightarrow \pi \nu \bar{\nu}$ modes is that new physics (NP) contributions to their decay rates can be described, in almost all beyond the SM scenarios, by just two parameters, namely the magnitude of the SD function \mathcal{X} and its complex phase

$$\mathcal{X} = |\mathcal{X}| e^{i\theta_{\mathcal{X}}}, \quad (6)$$

with $|\mathcal{X}| = X$ and $\theta_{\mathcal{X}} = 0$ in the SM. This feature allows one to distinguish two classes of NP: *i*) models with minimal-flavor-violation (MFV), in which all flavor and CP violation is governed by the structure of the SM Yukawa interactions³, implying that \mathcal{X} is real, and *ii*) scenarios involving extra sources of flavor and CP violation, in which \mathcal{X} becomes complex in general.

If one disregards the possibility of new local operators, MFV can be formulated in terms of only 11 parameters: the real values of 7 universal master functions which describe the SD

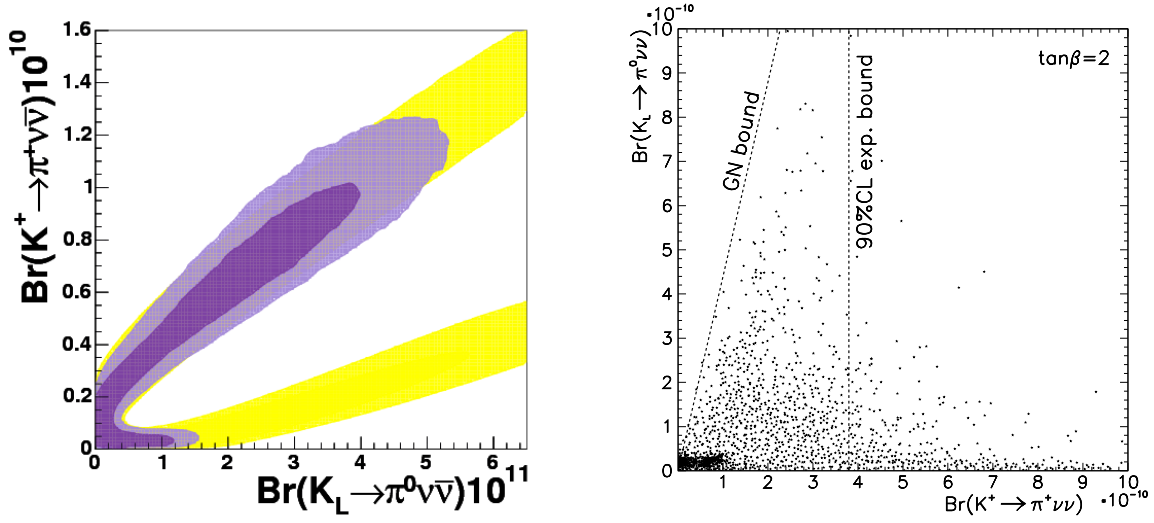


Figure 2: Left panel: Probability density function of $\mathcal{B}(K_L \rightarrow \pi^0 \nu \bar{\nu})$ versus $\mathcal{B}(K^+ \rightarrow \pi^+ \nu \bar{\nu})$ in MFV models. The dark (light) eggplant shaped and colored areas correspond to the 68% (95%) probability region while the yellow region represents the allowed area without taking into account the experimental information. Right panel: Distribution of $\mathcal{B}(K^+ \rightarrow \pi^+ \nu \bar{\nu})$ versus $\mathcal{B}(K_L \rightarrow \pi^0 \nu \bar{\nu})$ in the general MSSM for $\tan \beta = 2$.

dynamics of a given model and 4 CKM parameters that can be determined independent of loop functions from the universal UT¹². The specific formulation of MFV in terms of master functions allows one to study in a transparent way correlations between different K - and B -decays. An example of such a correlation is given in the left panel in Fig. 2 which shows the probability density function of $\mathcal{B}(K_L \rightarrow \pi^0 \nu \bar{\nu})$ versus $\mathcal{B}(K^+ \rightarrow \pi^+ \nu \bar{\nu})$. The corresponding upper bounds for the branching ratios read¹³

$$\mathcal{B}(K^+ \rightarrow \pi^+ \nu \bar{\nu}) < 11.9 \times 10^{-11} \quad (95\% \text{ CL}), \quad \mathcal{B}(K_L \rightarrow \pi^0 \nu \bar{\nu}) < 4.6 \times 10^{-11} \quad (95\% \text{ CL}), \quad (7)$$

which implies that in MFV models the $K \rightarrow \pi \nu \bar{\nu}$ rates can be enhanced by at most 20% and 25% relative to their SM expectations. Very recently it has been shown⁷ that these model-independent bounds can be saturated in the minimal supersymmetric SM (MSSM) with MFV.

A very different picture can emerge in models with new sources of flavor and CP violation. Since now the GIM mechanism is no longer active, large departures from the SM predictions are still possible without violating any existing experimental constraint. Both branching ratios can be as large as a few 10^{-10} with $\mathcal{B}(K_L \rightarrow \pi^0 \nu \bar{\nu})$ often larger than $\mathcal{B}(K^+ \rightarrow \pi^+ \nu \bar{\nu})$. In particular, the Grossman-Nir (GN) bound¹⁴

$$\mathcal{B}(K_L \rightarrow \pi^0 \nu \bar{\nu}) < \frac{\tau(K_L)}{\tau(K^+)} \mathcal{B}(K^+ \rightarrow \pi^+ \nu \bar{\nu}) = 4.4 \mathcal{B}(K^+ \rightarrow \pi^+ \nu \bar{\nu}), \quad (8)$$

following from isospin symmetry, can be saturated. This is illustrated by the plot in the right panel of Fig. 2 which displays the distribution of the allowed values of $\mathcal{B}(K^+ \rightarrow \pi^+ \nu \bar{\nu})$ and $\mathcal{B}(K_L \rightarrow \pi^0 \nu \bar{\nu})$ obtained by an adaptive scan involving 66 parameters of the general MSSM with conserved R-parity¹⁵. A novel mechanism which could also lead to possible large deviations from the SM predictions of the $K \rightarrow \pi \nu \bar{\nu}$ rates in the context of the MSSM with large $\tan \beta$ has been discussed recently¹⁶.

5 Experimental Situation

Experimentally the $K \rightarrow \pi \nu \bar{\nu}$ modes are in essence unexplored up to now. The AGS E787 and E949 Collaborations at Brookhaven observed the decay $K^+ \rightarrow \pi^+ \nu \bar{\nu}$ finding three events¹⁷,

while there is only an upper limit on $K_L \rightarrow \pi^0 \nu \bar{\nu}$, improved recently by the E391a experiment at KEK-PS¹⁸. The corresponding numbers read

$$\mathcal{B}(K^+ \rightarrow \pi^+ \nu \bar{\nu}) = (14.7_{-8.9}^{+13.0}) \times 10^{-11}, \quad \mathcal{B}(K_L \rightarrow \pi^0 \nu \bar{\nu}) < 2.86 \times 10^{-7} \quad (90\% \text{ CL}). \quad (9)$$

Within theoretical, parametric and experimental uncertainties, the observed value of $\mathcal{B}(K^+ \rightarrow \pi^+ \nu \bar{\nu})$ is fully consistent with the present SM prediction given in Eq. (5).

6 Conclusions

An accurate measurement of $\mathcal{B}(K^+ \rightarrow \pi^+ \nu \bar{\nu})$, either alone or together with one of $\mathcal{B}(K_L \rightarrow \pi^0 \nu \bar{\nu})$, will provide an important extraction of the CKM parameters that compared with the information from B -decays will offer crucial tests of the CKM mechanism embedded in the SM and all its minimal flavor violating extensions. The drastic reduction of the theoretical uncertainty in P_c achieved by the recent NNLO computation will play an important role in these efforts and increases the power of the $K \rightarrow \pi \nu \bar{\nu}$ system in the search for new physics, in particular if $\mathcal{B}(K^+ \rightarrow \pi^+ \nu \bar{\nu})$ will not differ much from the SM prediction.

Acknowledgments

I am grateful to A. J. Buras, M. Gorbahn, and U. Nierste for fruitful collaboration. A big thank you to M. Cacciari, G. Dissertori, A. Gehrmann-De Ridder, M. Grazzini, and G. Zanderighi for not leaving me lying bleeding in the snow. This work is supported in part by the EU and the Schweizer Nationalfonds.

References

1. G. Buchalla and A. J. Buras, Phys. Lett. B **333**, 221 (1994); Phys. Rev. D **54**, 6782 (1996).
2. A. J. Buras, F. Schwab and S. Uhlig, hep-ph/0405132 and references therein.
3. G. D'Ambrosio *et al.*, Nucl. Phys. B **645**, 155 (2002) and references therein.
4. W. J. Marciano and Z. Parsa, Phys. Rev. D **53**, 1 (1996).
5. G. Buchalla and A. J. Buras, Nucl. Phys. B **412**, 106 (1994); **548**, 309 (1999).
6. G. Isidori, F. Mescia and C. Smith, Nucl. Phys. B **718**, 319 (2005).
7. G. Isidori *et al.*, hep-ph/0604074.
8. A. J. Buras *et al.*, Phys. Rev. Lett. **95**, 261805 (2005); hep-ph/0603079.
9. G. Buchalla and A. J. Buras, Nucl. Phys. B **398**, 285 (1993); **400**, 225 (1993); M. Misiak and J. Urban, Phys. Lett. B **451**, 161 (1999).
10. G. Isidori, G. Martinelli and P. Turchetti, Phys. Lett. B **633**, 75 (2006).
11. J. Charles *et al.* [CKMfitter Group], Eur. Phys. J. C **41**, 1 (2005) and updated results available at <http://ckmfitter.in2p3.fr>.
12. A. J. Buras, Acta Phys. Polon. B **34**, 5615 (2003) and references therein.
13. C. Bobeth *et al.*, Nucl. Phys. B **726**, 252 (2005).
14. Y. Grossman and Y. Nir, Phys. Lett. B **398**, 163 (1997).
15. A. J. Buras *et al.*, Nucl. Phys. B **714**, 103 (2005).
16. G. Isidori and P. Paradisi, Phys. Rev. D **73**, 055017 (2006).
17. S. C. Adler *et al.* [E787 Collaboration], Phys. Rev. Lett. **79**, 2204 (1997); **84**, 3768 (2000); **88**, 041803 (2002); Phys. Rev. D **70**, 037102 (2004); V. V. Anisimovsky *et al.* [E949 Collaboration], Phys. Rev. Lett. **93**, 031801 (2004).
18. K. Sakashita, talk given at the Kaon 2005 International Workshop; E. Blucher, talk given at the Lepton-Photon 2005 International Symposium.