

# TRANSVERSE $\Lambda^0$ POLARIZATION IN QUASI-REAL PHOTOPRODUCTION AT HERMES: S-QUARK SCATTERING MODEL

I. Alikhanov<sup>1</sup> and O. Grebenyuk<sup>2†</sup>

(1) *St. Petersburg State University, Russia*

(2) *Petersburg Nuclear Physics Institute, Russia*

† *E-mail: olegreb@pcfarm.pnpi.spb.ru*

## Abstract

Transverse polarization of  $\Lambda^0$  hyperon in inclusive process  $e + p \rightarrow \Lambda^0 + X$  at 27.6 GeV positron beam energy is assumed to appear via multiple scattering of the strange quark in the target color field. Model based on the assumption has described substantial experimental properties of the polarization in  $K^- + p \rightarrow \Lambda^0 + X$ . In this paper we present results of application of the model as well to electroproduction experimental data of HERMES as to electroproduction events generated by PYTHIA 6.2. Possible contribution of heavier hyperons to the  $\Lambda^0$  polarization is taken into account.

## 1. Introduction

The HERMES experiment has measured preliminary the nonzero positive transverse polarization of  $\Lambda^0$  hyperon in inclusive electroproduction process at the 27.6 GeV positron beam energy when most of the intermediate photons are quite close to the mass shell (quasi-real photoproduction) [1]. Experimental properties of the polarization in HERMES turned out to be very reminiscent of those in  $K^-p \rightarrow \Lambda^0 X$  [2] which is successfully described by a model assuming the polarization to arise via the strange quark scattering in the target color field [3, 4]. So, there are hints that mechanisms responsible for the phenomenon in  $K^-p$  and  $ep$  within the covered kinematic region are similar. These arguments inspired us to apply the model to the  $\Lambda^0$  electroproduction events obtained by HERMES.

## 2. s-quark scattering model for $\Lambda^0$

The model is based on the approximation of unbroken SU(6) symmetry. In this framework the spin-flavor part of the  $\Lambda^0$  wave function is built of  $ud$ -diquark in a state with spin zero and the strange quark so that spin projection of  $\Lambda^0$  is entirely given by the spin projection of the  $s$ -quark. In other words, polarization of  $\Lambda^0$  means polarization of its valence strange quark.

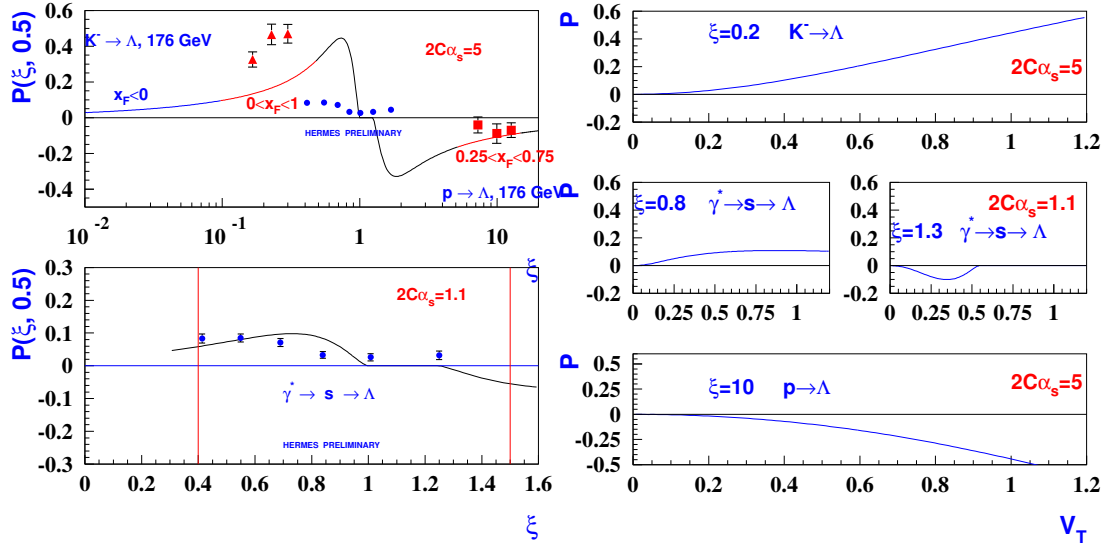
The basic formula we used in the calculations is the following

$$P(\xi, V_T) = 2C\alpha_s \frac{V}{1 + V^2 \cos^2 \frac{\theta}{2}} \cdot \frac{\sin^3 \frac{\theta}{2} \ln \sin \frac{\theta}{2}}{\cos \frac{\theta}{2}} \text{sign}(\xi - 1), \quad (1)$$

where  $P$  is the transverse polarization of the scattered quark,  $\xi = \frac{p_f^+}{p_i^+}$  is the ratio of scattered quark momentum to that of initial quark (in terms of the light cone variables),  $V_T$  - the transverse velocity of the scattered quark,  $C$  is the factor characterizing the intensity of the color field,  $\alpha_s$  is the strong coupling constant,  $\theta$  and  $V = \frac{k}{m_q}$ , equal to

$$\cos \frac{\theta}{2} = \frac{\xi V_T^2}{(1 - \xi)^2 + V_T^2}, \quad V = \frac{(1 - \xi)^2 + V_T^2}{2\sqrt{\xi} \sqrt{(1 - \xi)^2 + (1 - \xi)V_T^2}}, \quad (2)$$

are the scattering angle and the velocity of the quark in the frame where its energy is not changed during the scattering (elastic scattering in the external color field generated by the target). The result is well known in QED as polarization of a point-like Dirac particle scattered from external Coulomb potential [5, 6].



**Figure 1.** Plot of the formula (1) as function of  $\xi$  at fixed  $V_T = 0.5$

**Figure 2.** Plot of the formula (1) as function of  $V_T$

The  $\xi$ -dependence of eq.(1) unveils the acceleration-deceleration mechanism responsible, according to [7], for the sign of the polarization. Actually, there are two regions

1. a case of  $\xi < 1$  implies the scattering quark loses its energy (deceleration) and the sign is positive. Such a case associates with  $K^-p$  depicted in Fig. 1 (triangle dots on upper picture) with the plot of the relation (1) at fixed  $V_T = 0.5$  and  $2C\alpha_s = 5.0$ .

2. in a case of  $\xi > 1$  the scattering quark increases its energy (acceleration) resulting the negative sign. The associated process  $pp$  is shown on upper picture in Fig. 1 (squared dots). So, the value  $\xi = 1$  is seen to be the watershed between the regions.

In light of the mentioned above, fitting of HERMES data demonstrates interesting behavior shown on below picture of Fig. 1. The HERMES events turn out to cover both

regions as well  $K^-p$ -like as  $pp$ -like. To represent experimental dots the parameter  $2C\alpha_s$  was reduced to value 1.1. The disruption of the curve at  $1 < \xi < 1.3$  is associated with kinematic restrictions imposed by the approach.

Dependence of the polarization on transverse velocity  $V_T$  (equivalently  $p_T$ ) at a few values of  $\xi$  is plotted in Fig.2. Here, linear growth of the polarization magnitude with increase of  $p_T$  typical in hadron-hadron interactions is qualitatively reproduced as well. The middle picture bears on the HERMES data.

## 2. Use of experimental events

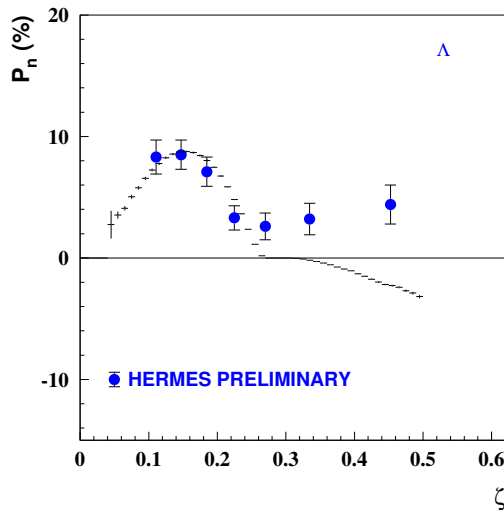
Preliminary experimental data [1] are presented versus  $\zeta$  and transverse momentum of  $\Lambda^0$  hyperon, where  $\zeta = \frac{p_\Lambda^+}{p_e^+} = \frac{E_\Lambda + p_{\Lambda z}}{E_e + p_{ez}}$  is the beam momentum fraction carried by  $\Lambda^0$ . In order to translate the experimental events from the  $\Lambda^0$  kinematic into that of the  $s$ -quark and to apply then the formula (1) to the data the following relations have been chosen

$$\zeta_f = \frac{m_s}{m_\Lambda} \zeta, \quad V_T = \frac{p_{T\Lambda}}{m_\Lambda}, \quad \xi = \frac{\zeta_f}{\zeta_i},$$

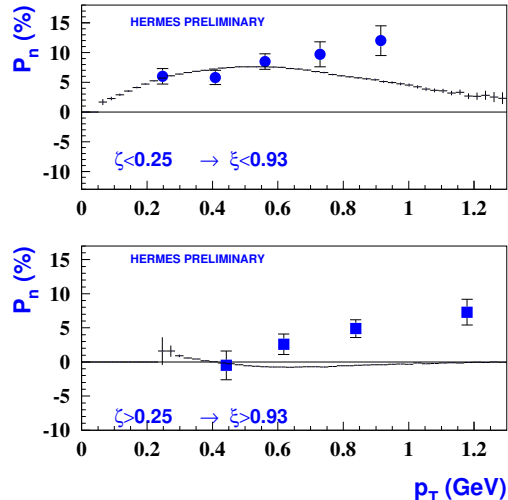
where the  $\zeta_i$  relates the initial  $s$ -quark. It is assumed that the electron beam provides the monochromatic collinear  $s$ -quarks with the  $\zeta_i$  to be fitted by the measured polarization, the second free parameter being  $2C\alpha_s$ . Results of the calculations at the following fixed parameters

$$\zeta_i = 0.12, \quad 2C\alpha_s = 1.1, \quad m_s = 0.5 \text{ GeV} \quad (3)$$

are depicted in Figs. 3 and 4 along with the preliminary experimental points. Reproductions of the  $\zeta$  and  $p_T$  dependences are better when  $\zeta < 0.25$  and jump into negative values is observed at  $\zeta > 0.25$ . This behavior might be due to the non complete taking into account of contributing subprocesses, for instance, of heavier hadron decays.

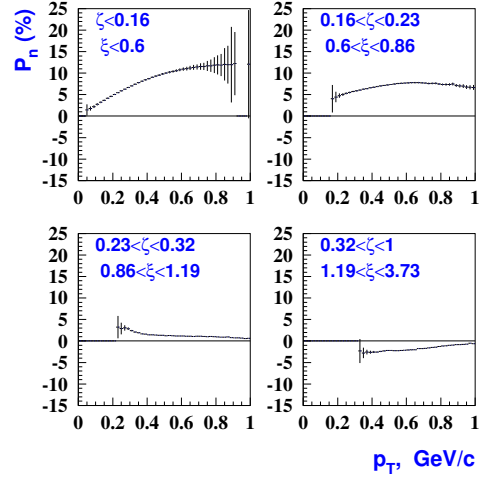


**Figure 3.** Result of calculations of  $\zeta$ -dependence



**Figure 4.** Results of calculations of  $p_T$ -dependence

Polarization dependence on  $p_T$  is seen in Fig. 5 as "slicing" with  $\zeta$  (associated  $\xi$ ) representing more detailed the transition from  $\xi < 1$  to  $\xi > 1$ . This behavior is qualitatively confirmed by the preliminary HERMES data.



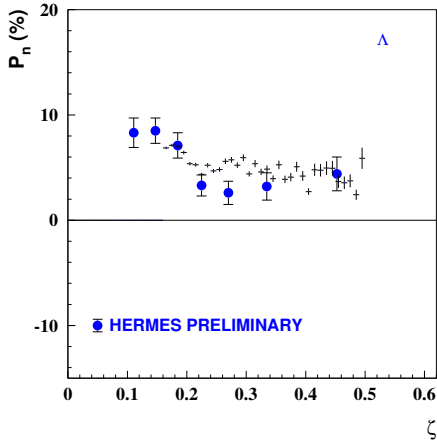
**Figure 5.** Calculation results of  $p_T$  dependence as "slicing" with  $\zeta$

### 3. Use of PYTHIA events

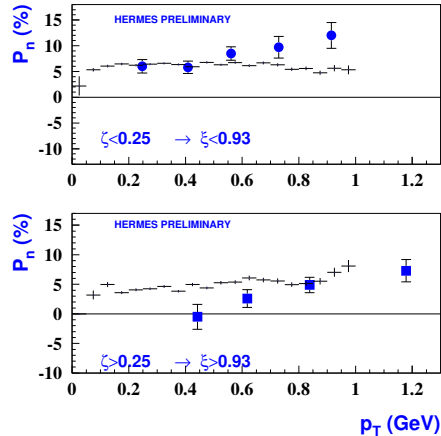
The electroproduction process of  $\Lambda^0$  hyperon at the 27.6 GeV beam energy was simulated using PYTHIA 6.2. Events obtained in this case were treated with the same procedure. Additionally, we took into account contributions of the heavier hyperon decays ( $\Sigma^0, \Xi, \Sigma^*$ ). Schematically it looks like following

$$\vec{u}, \vec{d}, \vec{s} \Rightarrow \vec{\Sigma}^0, \vec{\Xi}, \vec{\Sigma}^* \Rightarrow \vec{\Lambda}^0 \quad (4)$$

At first stage, there is polarization of quarks according to (1). Afterwards the polarized quarks form hyperons transmitting them a part of the initial polarization. The transmission coefficients are determined by SU(6) spin-flavor symmetry [8]. Finally, the polarized heavier hyperons, in their turn, decay into  $\Lambda^0$  transmitting the associated polarization.



**Figure 6.** Comparison of the PYTHIA calculation results with HERMES data as  $\zeta$  dependence



**Figure 7.** Comparison of the PYTHIA calculation results with HERMES data as  $p_T$  dependence

Results of the model application to events generated in this way are presented in Figs. 6 and 7. The theoretical value  $2C\alpha_s = 2.5$  [4] has been chosen and hence the model has no free parameters. As result the mean  $\Lambda^0$  polarization turned out to be 6.0 % which coincides with the preliminary experimental value [1].

#### 4. Conclusion

The quark multiple scattering model definitely demonstrates the ability to describe qualitatively in unified way the  $\Lambda^0$  transverse polarization in transitions  $K^- \rightarrow \Lambda^0$ ,  $p \rightarrow \Lambda^0$  and  $\gamma^* \rightarrow \Lambda^0$ , where HERMES has measured the latter reaction in the most interesting transitive region from  $s$ -quark deceleration to  $s$ -quark acceleration regimes. Assumption that  $\Lambda^0$  polarization mechanisms in  $K^-p$  and  $e^+p$  coincide gives reasonable description of the experimental tendencies for electroproduction observed at HERMES.

The results of the model application to the Monte Carlo (PYTHIA) simulated events exhibit main features of the experimental polarization dependences indicating the heavier hyperons to play significant role in the polarization.

## References

- [1] O. Grebenyuk, Acta Phys. Polon. **B33**, 3797 (2002).
- [2] S. A. Gourlay et al., Phys. Rev. Lett. **56**, 2244 (1986).
- [3] J. Szwed, Phys. Lett. **B105**, 403 (1981).
- [4] J. M. Gago et. al, Phys. Lett. **B183**, 357 (1987).
- [5] A. W. McKinley and H. Feshbach, Phys. Rev. **74**, 1759 (1948).
- [6] R. H. Dalitz, Proc. R. Soc. (London) **A206**, 509 (1951).
- [7] T. A. DeGrand and H. I. Miettinen, Phys. Rev. **D23**, 1227 (1981).
- [8] A. D. Panagiotou.  $\Lambda^0$  polarization in hadron-nucleon, hadron-nucleus and nucleus-nucleus interactions. **Thesis**, (1990).