

PHYSICS AT A NEW FERMILAB PROTON DRIVER

Steve Geer ^a

*Fermi National Laboratory, PO Box 500,
Batavia, IL 60510, U.S.A.*

E-mail: sgeer@fnal.gov

ABSTRACT

In 2004, motivated by the recent exciting developments in neutrino physics, the Fermilab Long Range Planning Committee identified a new high intensity Proton Driver as an attractive option for the future. At the end of 2004 the APS “Study on the Physics of Neutrinos” concluded that the future U.S. neutrino program should have, as one of its components, “A proton driver in the megawatt class or above and neutrino superbeam with an appropriate very large detector capable of observing CP violation and measuring the neutrino mass-squared differences and mixing parameters with high precision”. The presently proposed Fermilab Proton Driver is designed to accomplish these goals, and is based on, and would help develop, Linear Collider technology. In this paper the Proton Driver parameters are summarized, and the potential physics program is described.

1. Introduction

The interest in a new Fermilab Proton Driver is motivated by the exciting discoveries that have been made in the neutrino sector. In the last few years solar, atmospheric, and reactor neutrino experiments have revolutionized our understanding of the nature of neutrinos. We now know that neutrinos produced in a given flavor eigenstate can transform themselves into neutrinos of a different flavor as they propagate over macroscopic distances. This means that, like quarks, neutrinos have a non-zero mass, the flavor eigenstates are different from the mass eigenstates, and hence neutrinos mix. Understanding neutrino properties is important because neutrinos are the most common matter particles in the universe. In number, they exceed the constituents of ordinary matter (electrons, protons, neutrons) by a factor of ten billion. However, we have incomplete knowledge of their properties since *we do not know the spectrum of neutrino masses, and we have only partial knowledge of the mixing among the three known neutrino flavor eigenstates*. Furthermore, it is possible that the simplest three-flavor mixing scheme is not the whole story, and that a complete understanding of neutrino properties will require a more complicated framework. In addition to determining the parameters that describe the neutrino sector, the three-flavor mixing framework must be tested.

To identify the best ways to address the most important open neutrino questions, and to determine an effective, fruitful U.S. role within a global experimental neutrino

^aPresented at the III International Workshop on Neutrino Oscillations in Venice, Feb 7-10, 2006

program, the American Physical Society's Divisions of Nuclear Physics and Particles and Fields, together with the Divisions of Astrophysics and the Physics of Beams, have recently conducted a "Study on the Physics of Neutrinos". This study recommended ¹⁾ "... as a high priority, a comprehensive U.S. program to complete our understanding of neutrino mixing, to determine the character of the neutrino mass spectrum, and to search for CP violation among neutrinos" , and identified, as a key ingredient of the future program, "A proton driver in the megawatt class or above and neutrino superbeam with an appropriate very large detector capable of observing CP violation and measuring the neutrino mass-squared differences and mixing parameters with high precision." The proposed Fermilab Proton Driver would, together with a suitable new detector, fulfill this need by providing a 2 megawatt proton beam at Main Injector (MI) energies for the future NuMI ²⁾ program.

Table 1: Parameters for the present Fermilab Proton Source compared with the corresponding parameters for the proposed Fermilab Proton Driver.

| Parameter | Present | Proton Driver |
|---------------------------|---------------------------|----------------------|
| Linac | | |
| Pulse Frequency | 5 Hz | 10 Hz |
| Kinetic Energy | 400 MeV | 8 GeV |
| Peak Current | 40 mA | 28 mA |
| Pulse Length | 25 μ s | 1 ms |
| Booster | | |
| Cycle Frequency | 15 Hz | |
| Extraction Kinetic Energy | 8 GeV | |
| Proton per cycle | 5×10^{12} | |
| Proton per hour | 9×10^{16} (5 Hz) | |
| 8 GeV Beam Power | 33 KW (5 Hz) | 2 MW |
| Main Injector | | |
| Kinetic Energy | 120 GeV | |
| Protons per cycle | 3×10^{13} | 1.5×10^{14} |
| Fill time | 0.4 sec | 0.1 sec |
| Ramp time | 1.47 sec | 1.4 sec |
| Cycle time | 1.87 sec | 1.5 sec |
| Protons per hour | 5.8×10^{16} | 3.5×10^{17} |

2. Proton Driver Parameters

The design that is currently favored ^{3,4,5)} consists of an 8 GeV H^- superconducting (SC) Linac that utilizes International Linear Collider (ILC) technology. In Table 1 the parameters describing the performance of the present Fermilab Proton Source are compared with the corresponding parameters for the Fermilab Proton Driver. The new linac would produce a 0.5 megawatt beam which could be upgraded to 2 megawatts. A small fraction of the 8 GeV beam would be used to fill the Fermilab Main Injector (MI) with the maximum number of protons that, with some modest improvements, it can accelerate. This would yield a 2 megawatt MI beam at an energy that can be chosen to be anywhere within the range 40 GeV to 120 GeV. Hence the upgraded proton source would simultaneously deliver two beams: a 2 megawatt beam at MI energies, and an $\sim 0.5 - 2$ megawatt beam at 8 GeV.

To illustrate this the cycle structure is shown in Fig. 1. The MI would receive one pulse from the Linac every 1.5 sec. Note that the MI fill time is very short (< 1 ms). The MI cycle time is dominated by the time to ramp up to 120 GeV and ramp down to 8 GeV. The 14 Linac pulses that are available, while the MI is ramping and at flat top, would provide beam for an 8 GeV program. Improvements in the MI ramping time might eventually enable more of the 8 GeV Linac beam to be accelerated in the

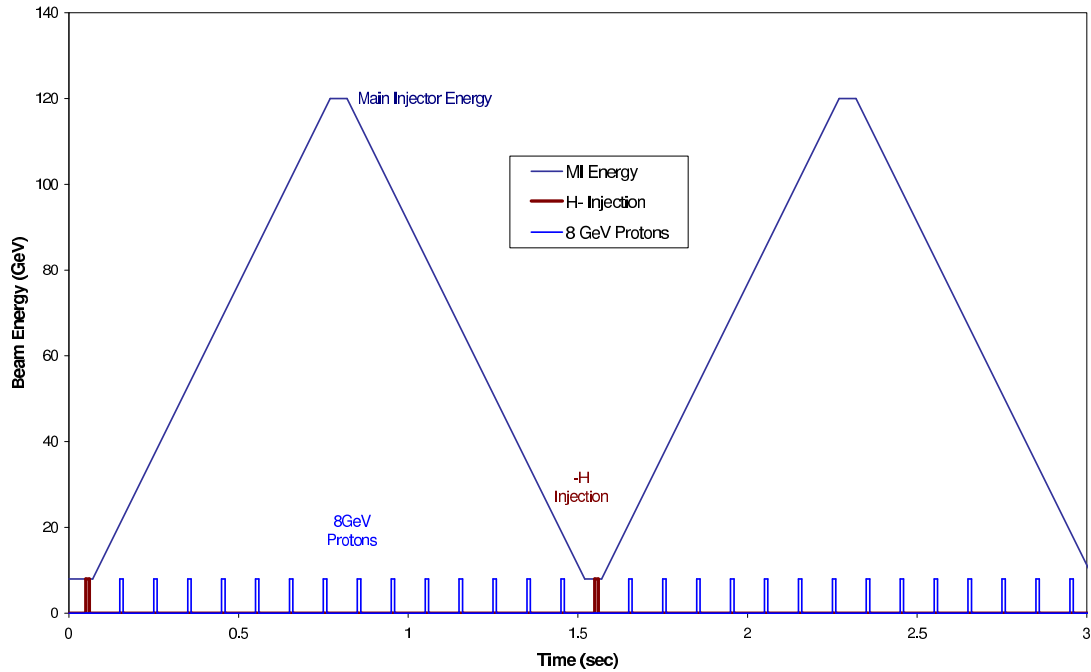


Figure 1: Proton Driver bunch structure and the Main Injector cycle.

MI, yielding beam powers exceeding 2 megawatts.

3. Neutrino Oscillations

To understand the neutrino oscillation physics reach at the Fermilab Proton Driver we first introduce the three-flavor mixing parameters, and then discuss event rates and discovery potential.

3.1. Three-Flavor Mixing Parameters

There are three known neutrino flavor eigenstates $\nu_\alpha = (\nu_e, \nu_\mu, \nu_\tau)$. Since transitions have been observed between the flavor eigenstates we now know that neutrinos have non-zero masses, and that there is mixing between the flavor eigenstates. The mass eigenstates $\nu_i = (\nu_1, \nu_2, \nu_3)$ with masses $m_i = (m_1, m_2, m_3)$ are related to the flavor eigenstates by a 3×3 unitary mixing matrix U^ν ⁶⁾,

$$|\nu_\alpha\rangle = \sum_i (U_{\alpha i}^\nu)^* |\nu_i\rangle \quad (1)$$

Four numbers are needed to specify all of the matrix elements, namely three mixing angles $(\theta_{12}, \theta_{23}, \theta_{13})$ and one complex phase (δ) . In terms of these parameters: $U^\nu =$

$$\begin{pmatrix} c_{13}c_{12} & c_{13}s_{12} & s_{13}e^{-i\delta} \\ -c_{23}s_{12} & c_{23}c_{12} & c_{13}s_{23} \\ -s_{13}s_{23}c_{12}e^{i\delta} & -s_{13}s_{23}s_{12}e^{i\delta} & \\ s_{23}s_{12} & -s_{23}c_{12} & c_{13}c_{23} \\ -s_{13}c_{23}c_{12}e^{i\delta} & -s_{13}c_{23}s_{12}e^{i\delta} & \end{pmatrix} \quad (2)$$

where $c_{jk} \equiv \cos \theta_{jk}$ and $s_{jk} \equiv \sin \theta_{jk}$. Neutrino oscillation measurements have already provided some knowledge of U^ν , which is approximately given by:

$$U^\nu = \begin{pmatrix} 0.8 & 0.5 & ? \\ 0.4 & 0.6 & 0.7 \\ 0.4 & 0.6 & 0.7 \end{pmatrix} \quad (3)$$

We have limited knowledge of the (1,3)-element of the mixing matrix. This matrix element is parametrized by $s_{13}e^{-i\delta}$. We have only an upper limit on θ_{13} and no knowledge of δ . Note that θ_{13} and δ are particularly important because if θ_{13} and $\sin \delta$ are non-zero there will be CP violation in the neutrino sector.

Neutrino oscillations are driven by the splittings between the neutrino mass eigenstates. It is useful to define the differences between the squares of the masses of

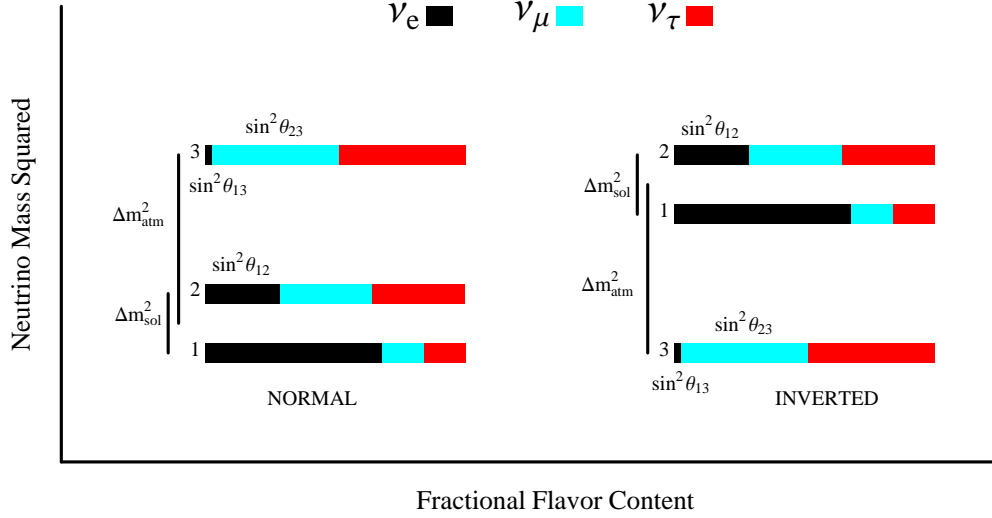


Figure 2: The two possible arrangements of the masses of the three known neutrinos, based on neutrino oscillation measurements. The spectrum on the left corresponds to the *Normal Hierarchy* and has $\Delta m_{32}^2 > 0$. The spectrum on the right corresponds to the *Inverted Hierarchy* and has $\Delta m_{32}^2 < 0$. The ν_e fraction of each mass eigenstate is indicated by the black solid region. The ν_μ and ν_τ fractions are indicated by the blue (red) regions respectively. The ν_e fraction in the mass eigenstate labeled “3” has been set to the CHOOZ bound. Figure from Ref. 7.

the mass eigenstates $\Delta m_{ij}^2 \equiv m_i^2 - m_j^2$. The probability that a neutrino of energy E and initial flavor α will “oscillate” into a neutrino of flavor β is given by $P_{\alpha\beta} \equiv P(\nu_\alpha \rightarrow \nu_\beta) = |\langle \nu_\beta | \exp(-i\mathcal{H}t) | \nu_\alpha \rangle|^2$, which in vacuum is given by

$$P_{\alpha\beta} = \sum_{j=1}^3 \sum_{k=1}^3 U_{\alpha j} U_{\alpha k}^* U_{\beta j}^* U_{\beta k} \exp\left(-i \frac{\Delta m_{kj}^2}{2E} t\right) \quad (4)$$

If neutrinos of energy E travel a distance L then a non-zero Δm_{ij}^2 will result in neutrino flavor oscillations that have maxima at given values of L/E , and oscillation amplitudes that are determined by the matrix elements $U_{\alpha i}^\nu$, and hence by $\theta_{12}, \theta_{23}, \theta_{13}$, and δ .

The mixing angles tell us about the flavor content of the neutrino mass eigenstates. Our knowledge of the Δm_{ij}^2 and the flavor content of the mass eigenstates is summarized in Fig. 2. Note that there are two possible patterns of neutrino mass. This is because the neutrino oscillation experiments to date have been sensitive to the magnitude of Δm_{32}^2 , but not its sign. The neutrino spectrum shown on the left in Fig. 2 is called the *Normal Mass Hierarchy* and corresponds to $\Delta m_{32}^2 > 0$. The neutrino spectrum shown on the right is called the *Inverted Mass Hierarchy* and corresponds to $\Delta m_{32}^2 < 0$. The reason we don’t know the sign of Δm_{32}^2 , and hence the neutrino mass hierarchy, is that neutrino oscillations in vacuum depend only on the magnitude of Δm_{32}^2 . However, in matter the effective parameters describing neutrino

Table 2: Signal and background $\nu_\mu \rightarrow \nu_e$ event rates for values of θ_{13} that are just below the present upper limit and an order of magnitude below the upper limit. The rates are for the normal mass hierarchy and $\delta = 0$. The numbers for each experiment correspond to 5 years of running with the nominal beam intensities.

| Experiment | Signal $\sin^2 2\theta_{13} = 0.1$ | Signal $\sin^2 2\theta_{13} = 0.01$ | Background |
|------------------------|---------------------------------------|--|------------|
| MINOS | 49.1 | 6.7 | 108 |
| ICARUS | 31.8 | 4.5 | 69.1 |
| OPERA | 11.2 | 1.6 | 28.3 |
| T2K | 132 | 16.9 | 22.7 |
| NO ν A | 186 | 23.0 | 19.7 |
| NO ν A+FPD | 716 | 88.6 | 75.6 |
| NuFACT (neutrinos) | 29752 | 4071 | 44.9 |
| NuFACT (antineutrinos) | 7737 | 1116 | 82.0 |

From the calculations of W. Winter, based on the Globes program ⁸⁾.

transitions involving electron-type neutrinos are modified ⁹⁾ in a way that is sensitive to the sign of Δm_{32}^2 . An experiment with a sufficiently long baseline in matter and an appropriate L/E can therefore determine the neutrino mass hierarchy.

3.2. Event Rates

To obtain sufficient statistical sensitivity to determine the pattern of neutrino masses and search for CP violation over a large region of parameter-space will require a new detector with a fiducial mass of tens of kilotons and a neutrino beam with the highest practical intensity. To illustrate this, consider the NuMI event rates in the far detector. The present NuMI primary proton beam intensity is roughly 10^{13} protons per second at 120 GeV, which corresponds to 0.2 megawatts on target. These protons are used to make a secondary charged pion beam, which is focused into a parallel beam using magnetic horns. The pion beam is then allowed to decay whilst propagating down a long decay channel, to create a tertiary beam of muon-neutrinos. At the far detector, 735 km downstream of the target, there are 10^{-5} neutrino interactions in a 1 kt detector for every 10^{13} protons on target. Note that we are interested in $\nu_\mu \rightarrow \nu_e$ oscillations, and that the present upper limit on θ_{13} implies that the relevant oscillation amplitude is at most $\sim 5\%$. Putting these numbers together one quickly concludes that we will need proton beam powers of one or a few megawatts together

Table 3: Signal and background $\nu_\mu \rightarrow \nu_e$ event rates for θ_{13} just below the present upper limit ($\sin^2 2\theta_{13} = 0.1$). The rates are for the normal and inverted mass hierarchies with $\delta = 0$ (no CP violation) and $\delta = \pi/2$ (maximal CP violation). The numbers for each experiment correspond to 5 years of running with the nominal beam intensities.

| Experiment | Normal $\delta = 0$ | Normal $\delta = \pi/2$ | Inverted $\delta = 0$ | Inverted $\delta = \pi/2$ | Back- ground |
|------------------------|------------------------|----------------------------|--------------------------|------------------------------|-----------------|
| T2K | 132 | 96 | 102 | 83 | 22.7 |
| NO ν A | 186 | 138 | 111 | 85 | 19.7 |
| NO ν A+FPD | 716 | 531 | 430 | 326 | 75.6 |
| NuFACT (ν) | 29752 | 27449 | 13060 | 17562 | 44.9 |
| NuFACT ($\bar{\nu}$) | 7737 | 5942 | 9336 | 10251 | 82.0 |

From the calculations of W. Winter, based on the Globes program ⁸⁾.

with detectors of a few times 10 kt.

To be explicit, the expected $\nu_\mu \rightarrow \nu_e$ event rates for future experiments are listed in Table 2 for two values of θ_{13} . Note that signal and background rates for the T2K and NO ν A ¹⁰⁾ experiments are comparable and will at best (for the most favorable θ_{13}) yield data samples of only ~ 100 events. This may be sufficient to pin down θ_{13} , but is at best barely sufficient to make the first determination of the mass hierarchy, and is inadequate to search for CP violation or make precision measurements of the interesting parameters. The Fermilab Proton Driver, together with NO ν A, does significantly better. In the longer term the Proton Driver could be used to “drive” a Neutrino Factory ¹²⁾, which would improve the signal rates by approaching two orders of magnitude.

Although the signal and background rates for T2K and NO ν A are comparable, the two experiments are complementary in the way they are sensitive to the oscillation parameters. This is illustrated in Table 3 which compares event rates for the two mass hierarchies and for CP conserving and CP violating values of δ . With the Proton Driver, there is a statistically significant dependence of event rates on both the mass hierarchy and the phase δ . In contrast, the T2K rates are not as sensitive to the mass hierarchy. Hence the combination of both experiments provides a way to disentangle the parameters.

3.3. Discovery Potential

To complete our knowledge of the neutrino mixing matrix and the pattern of neutrino masses we must measure θ_{13} and δ , determine the sign of Δm_{32}^2 , and test

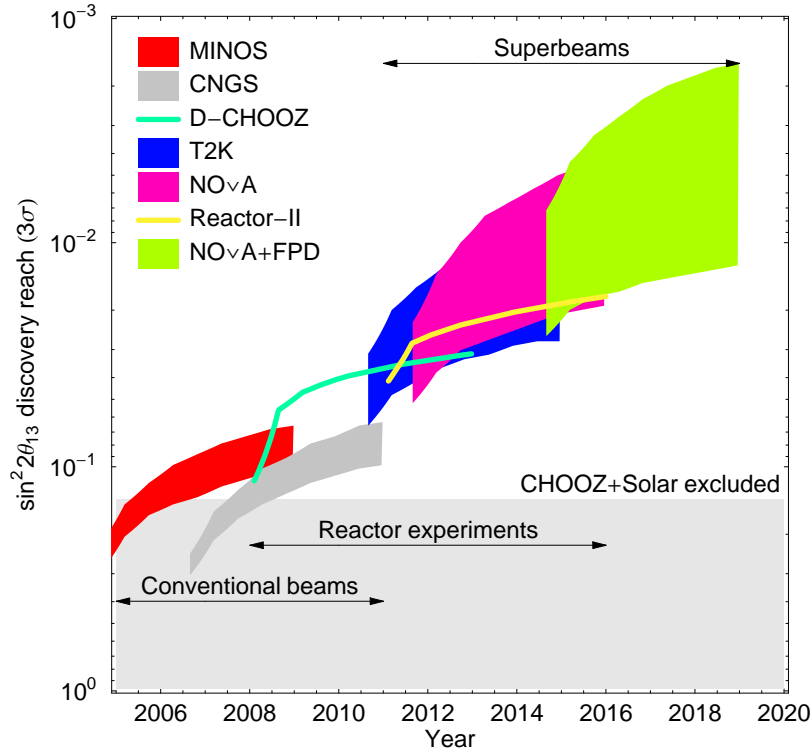


Figure 3: Anticipated evolution of the θ_{13} discovery reach. The 3σ sensitivities for the observation of a non-zero $\sin^2 2\theta_{13}$. The bands reflect the dependence on the CP phase δ . The calculations are for a normal mass hierarchy and are based on the simulations in Ref. 8, 11 and include statistical and systematic uncertainties and parameter correlations. All experiments are operated with neutrino running only. The starting times of the experiments correspond to those stated in the respective LOIs. ReactorII and FPD refer, respectively, to a second generation reactor experiment and to the Fermilab Proton Driver.

the three-flavor mixing framework. The initial goal for a Fermilab Proton Driver experiment will be to make these measurements. How far this physics program can be pursued will depend upon the magnitude of the unknown mixing angle θ_{13} .

The anticipated evolution of the $\sin^2 2\theta_{13}$ discovery reach of the global neutrino oscillation program is illustrated in Fig. 3. The sensitivity is expected to improve by about an order of magnitude over the next decade. This progress is likely to be accomplished in several steps, each yielding a factor of a few increased sensitivity. During this first decade the Fermilab program will have contributed to the improving global sensitivity with MINOS, followed by NO ν A. The Proton Driver would then take NO ν A into the fast lane of the global program.

Although we don't know the value of θ_{13} we have no reason to suspect that it is very small. Hence, any of the experiments on the trajectory shown in Fig. 3 might establish a finite value for θ_{13} . The focus of the experimental program would then

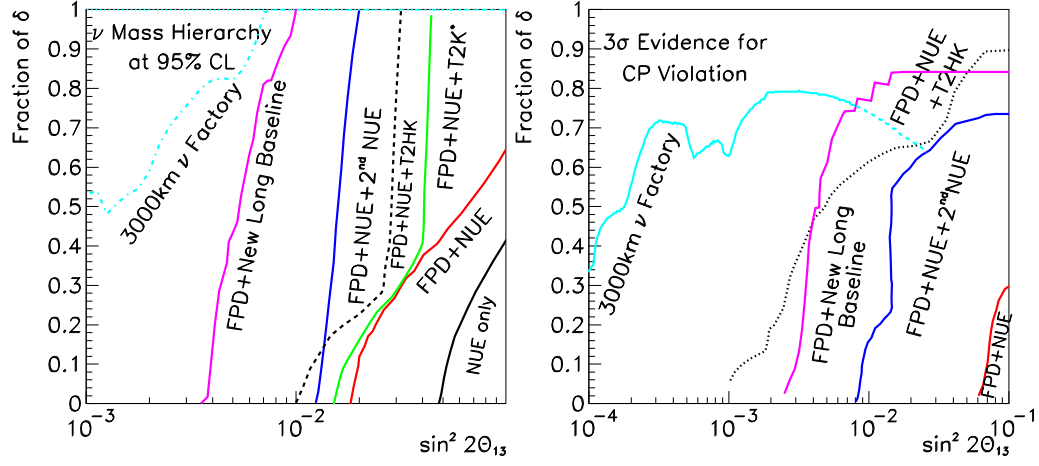


Figure 4: Regions of parameter space where the mass hierarchy (left) and CP violation (right) can be observed at 95% CL and at 3σ , respectively. The label NUE refers to the NO ν A experiment, and FPD to the Fermilab Proton Driver. T2K* refers to an upgraded T2K experiment with a 4 megawatt primary beam.

change from establishing the magnitude of θ_{13} to measuring the mass hierarchy and searching for CP violation.

The experiments needed to determine the mass hierarchy and discover (or place stringent limits on) CP violation will depend upon both θ_{13} and on δ . The fractions of all possible values of δ for which a discovery can be made are shown as a function of $\sin^2 2\theta_{13}$ in Fig. 4 for various experiments. The left panel shows the potential for determining the mass hierarchy and the right panel for making a first observation of CP violation. Note that without a megawatt-class proton source none of the future experiments will be able to make a sensitive search for CP violation. The NO ν A experiment (labeled NUE in the figure) can make a first determination of the mass hierarchy, but only over a very limited region of parameter space. The Fermilab Proton Driver would significantly improve the prospects for determining the mass hierarchy, and if θ_{13} is relatively large, would enable the first sensitive search for CP violation. Combining NO ν A and T2K results would enable further progress if the T2K experiment was upgraded to achieve a factor of a few larger data samples (T2K*). The mass hierarchy could then be determined independent of δ provided $\sin^2 2\theta_{13}$ exceeds about 0.04. Smaller values of θ_{13} will motivate a much more ambitious experimental program which will probably include a Neutrino Factory. Larger values of θ_{13} will still motivate a more ambitious experimental program focused on the precision measurements that would put the presently viable theoretical models under pressure. The second generation of Fermilab Proton Driver experiments might, in this case, include a second off-axis detector and/or a new longer-baseline beam. Note that, since a Proton Driver can be used to drive a Neutrino Factory, the Fermilab

Proton Driver offers great flexibility for a second generation program independent of the value of θ_{13} .

3.4. Muon Physics

A Fermilab Proton Driver could support, in addition to a program of neutrino oscillation experiments, a broader program of experiments using neutrino, proton, pion, muon, kaon, and neutron beams. Recent studies have identified a muon-based physics program as particularly promising. The focus of the muon program would be a search for, and perhaps measurement of, lepton-flavor- and CP- violation in the charged lepton sector, complementing the corresponding measurements made by neutrino oscillation experiments in the neutral lepton sector.

Low energy high precision muon experiments require high intensity beams. Since most of the 8 GeV Fermilab Proton Driver beam from the SC linac would not be used to fill the MI, it would be available to drive a high intensity muon source. In addition to high intensity, precision muon experiments also require an appropriate bunch structure, which varies with experiment. In the post-Tevatron-Collider period it might be possible to utilize the Recycler Ring to repackage the 8 GeV proton beam, yielding a bunch structure optimized for each experiment. The combination of Proton Driver plus Recycler Ring would provide the front-end for a unique muon source with intensity and flexibility that exceed any existing facility.

The Recycler is an 8 GeV storage ring in the MI tunnel that can run at the same time as the MI. The beam from the Fermilab Proton Driver SC linac that is not used to fill the MI could be used to fill the Recycler Ring approximately ten times per second. The ring would then be emptied gradually in the 100 ms intervals between linac pulses. Extraction could be continuous or in bursts. For example, the Recycler Ring could be loaded with one linac pulse of 1.5×10^{14} protons every 100 ms, with one missing pulse every 1.5 seconds for the 120 GeV MI program. This provides $\sim 1.4 \times 10^{22}$ protons at 8 GeV per operational year (10^7 seconds). In

Table 4: A comparison of the present or near future sensitivities for some representative muon experiments with the sensitivities that are in principle attainable with a Fermilab Proton Driver.

| Measurement | Present or Near Future | Fermilab Proton Driver |
|--------------------------------------|------------------------------|------------------------------|
| EDM d_μ | $< 3.7 \times 10^{-19}$ e-cm | $< 10^{-24} - 10^{-26}$ e-cm |
| $(g - 2) \sigma(a_\mu)$ | 0.2 – 0.5 ppm | 0.02 ppm |
| $\text{BR}(\mu \rightarrow e\gamma)$ | $\sim 10^{-14}$ | $\sim 10^{-16}$ |
| $\mu A \rightarrow eA$ Ratio | $\sim 10^{-16}$ (?) | $\sim 10^{-19}$ |

the Recycler each pulse of 1.5×10^{14} protons can be chopped into 588 bunches of 0.25×10^{12} protons/bunch with a pulse width of 3 ns. A fast kicker would permit the extraction of one bunch at a time. The beam structure made possible by the Proton Driver linac and the Recycler Ring is perfect for $\mu \rightarrow e$ conversion experiments, muon EDM searches and other muon experiments where a pulsed beam is required. Slow extraction from the Recycler Ring for $\mu \rightarrow e\gamma$ and $\mu \rightarrow 3e$ searches is also possible.

Using an 8 GeV primary proton beam together with a suitable target and solenoidal capture and decay channel, the calculated yield of low energy muons is ~ 0.2 of each sign per incident proton ¹³⁾. With 1.4×10^{22} protons at 8 GeV per operational year (corresponding to ~ 2 megawatts) this would yield $\sim 3 \times 10^{21}$ muons per year. This muon flux greatly exceeds the flux required to make progress in a broad range of muon experiments. However, the muons at the end of the decay channel have low energy, a large momentum spread, and occupy a large transverse phase space. Without further manipulation their utilization will be very inefficient. The interface between the decay channel and each candidate experiment has yet to be designed. In Japan a Phase Rotated Intense Slow Muon Source (PRISM ¹⁴⁾) based on an FFAG ring that reduces the muon energy spread (phase rotates) is being designed. This phase rotation ring has a very large transverse acceptance (800π mm-mrad) and a momentum acceptance of $\pm 30\%$ centered at 500 MeV/c. PRISM reduces the momentum and momentum spread to 68 MeV/c and $\pm 1 - 2\%$ respectively. Hence, a PRISM-like ring downstream of the decay channel might accept a significant fraction of the muon spectrum and provide a relatively efficient way to use the available muon flux. Explicit design work must be done to verify this, but it should be noted that a muon selection system that utilizes only 1% of the muons available at the end of the decay channel will still produce an adequate muon flux for most of the desired cutting-edge experiments. Scaling from proposals for muon experiments at JPARC, and making some plausible assumptions about the evolution of detector technology in the coming decade, the sensitivities that might be obtained at a Fermilab Proton Driver muon source are summarized in Table 4 for the leading desired experiments. Orders of magnitude improvements in sensitivity beyond those already achieved would be possible.

4. Acknowledgments

The results summarized in this paper are from the Fermilab Proton Driver Physics Study, and therefore include contributions from all those that have participated. I am particularly indebted to the Working Group Conveners who organized and pushed forward the study: D. Harris, S. Brice, W. Winter, J. Morfin, R. Ransome, R. Tayloe, R. Ray, L. Roberts, H. Nguyen, T. Yamanaka, D. Christian, M. Mandlekern, H. Cheung, P. Kasper, P. Ratoff, T. Bowles, and G. Green. This work was supported at Fermilab under contract DOE DE-AC02-76CH03000 with the U.S. Department of

Energy.

5. References

- 1) "The Neutrino Matrix", Report from the APS DNP/DPF/DPB Joint Study on the Future of Neutrino Physics, November, 2004
- 2) Fermilab NuMI Group, "NuMI Facility Technical Design Report", Fermilab Report NuMI-346, October 1998.
- 3) G. W. Foster and J. MacLachlan, "A Multi-Mission 8 GeV Injector Linac as a Fermilab Booster Replacement", Linac 2002, <http://accelconf.web.cern.ch/AccelConf/l02/PAPERS/FR202.PDF>
- 4) <http://protondriver.fnal.gov/>
- 5) R. Kephart, "Plans for a Proton Driver at Fermilab", Nucl. Phys. B (Proc. Suppl.) 147 (2005) 124-127.
- 6) Z. Maki, M. Nakagawa, and S. Sakata, Prog. Theor. Phys. 28 (1962) 870.
- 7) O. Mena and S. Parke, Phys. Rev. D69 (2004) 117301.
- 8) P. Huber, M. Lindner and W. Winter, "Superbeams versus neutrino factories", Nucl. Phys. B645 (2002) 3-48; hep-ph/0204352.
- 9) L. Wolfenstein, Phys. Rev. D17 (1978) 2369..
- 10) I. Ambats et al. (NOvA Collaboration), "NOvA: Proposal to Build an Off-Axis Detector to Study muon- neutrino \rightarrow electron-neutrino Oscillations in the NuMI Beamline", FERMILAB-PROPOSAL-0929.
- 11) P. Huber, M. Lindner, M. Rolinec, T. Schwetz, and W. Winter, "Prospects of accelerator and reactor neutrino oscillation experiments for the coming ten years", Phys. Rev. D70 (2004) 073014; hep-ph/0403068.
- 12) S. Geer, Phys. Rev. D57 (1998) 6989.
- 13) S. J. Brice, S. Geer, K. Paul, and R. Tayloe, "Low-Energy Neutrino Beams with an Upgraded Fermilab Proton Driver", hep-ex/0408135.
- 14) Y. Kuno and Y. Okada, Rev. Mod. Phys. 71 (2001) 151-201.