

Alternating ions in a β -beam to solve degeneracies

A. Donini ^a E. Fernández-Martínez ^a

^a*I.F.T. and Dep. Física Teórica, Univ. Autónoma Madrid., E-28049, Madrid, Spain*

PACS: 14.60.Pq, 14.60.Lm

Abstract

We study how the eightfold-degeneracy in the (θ_{13}, δ) plane observed in $\gamma \sim 100$ β -beams can be reduced by periodically changing the ions in the storage ring. This “ions cocktail” allows to change the neutrino energy, at fixed γ , by choosing ions with different decay energies. We propose to combine the standard ${}^6\text{He}$ and ${}^{18}\text{Ne}$ beams with ${}^8\text{Li}$ and ${}^8\text{B}$ ones. These latter two ions have peaked $\nu_e \rightarrow \nu_\mu$ oscillation probabilities for $\gamma = 100$ at a baseline $L \sim 700$ Km. At this distance and this γ the oscillation probability of ${}^6\text{He}$ and ${}^{18}\text{Ne}$ neutrinos is at its second maximum. This setup is particularly suited for large enough values of θ_{13} (within reach at T2K-I) and it allows solving most of the eightfold-degeneracy, measuring θ_{13}, δ and the sign of the atmospheric mass difference for values of $\theta_{13} \geq 5^\circ$.

1 Introduction

The results of atmospheric, solar, accelerator and reactor neutrino experiments [1] show that flavour mixing occurs not only in the hadronic sector, as it has been known for long, but in the leptonic sector as well. The full understanding of the leptonic mixing matrix constitutes, together with the discrimination of the Dirac/Majorana character of neutrinos and with the measurement of their absolute mass scale, the main neutrino-physics goal for the next decade.

The experimental results point to two very distinct mass differences¹, $\Delta m_{sol}^2 \approx 7.9 \times 10^{-5} \text{ eV}^2$ and $|\Delta m_{atm}^2| \approx 2.4 \times 10^{-3} \text{ eV}^2$. On the other hand, only two out of the four parameters of the three-family leptonic mixing matrix U_{PMNS} [4] are known: $\theta_{12} \approx 34^\circ$ and $\theta_{23} \approx 41.5^\circ$ [5]. The other two parameters, θ_{13} and δ , are still unknown: for the mixing angle θ_{13} direct searches at reactors [6] and three-family global analysis of the experimental data give the upper bound $\theta_{13} \leq 11.5^\circ$, whereas for the leptonic CP-violating phase δ we have no information whatsoever. Two additional discrete unknowns are the sign of the atmospheric mass difference, $s_{atm} = \text{sign}(\Delta m_{atm}^2)$, and the θ_{23} -octant, $s_{oct} = \text{sign}(\tan 2\theta_{23})$. The two unknown parameters θ_{13} and δ can be measured in “appearance” experiments through $\nu_e \rightarrow \nu_\mu, \nu_\mu \rightarrow \nu_e$ (the “golden channel”, [7]) and $\nu_e \rightarrow \nu_\tau$ (the “silver channel”, [8]) oscillations. However, strong correlations between θ_{13} and δ and the presence of parametric degeneracies in the (θ_{13}, δ) parameter space, [9]–[12], make the simultaneous measurement of the two variables extremely difficult². Most proposed solutions to these problems suggest the combination of different experiments and facilities, such as Super-Beam’s (of which T2K [14] is the first approved one), β -beam’s [15] or the Neutrino Factory [16].

In this letter we propose to alleviate the parametric degeneracy in the (θ_{13}, δ) plane by combining β -beam’s obtained from the decay of several different ions.

The β -beam concept was first introduced in Ref. [15] (see Ref. [17] for a recent review). It involves producing a huge number of β -unstable ions, accelerating them to some reference energy, and allowing them to decay in the straight section of a storage ring, resulting in a very intense and pure ν_e or $\bar{\nu}_e$ beam. “Golden” sub-leading transitions, $\nu_e \rightarrow \nu_\mu$ and $\bar{\nu}_e \rightarrow \bar{\nu}_\mu$, can then be measured through muon observation in a distant detector. The β -beam concept shares with the Neutrino Factory two main advantages with respect to conventional beams (where neutrinos are obtained via pion decay): a) the neutrino flux is pure (for a β -beam, only ν_e or $\bar{\nu}_e$ neutrinos are present in the flux), thus decreasing the beam-induced background, and b) the neutrino spectrum can be exactly computed, thus strongly reducing flux systematics.

¹ A third mass difference, $\Delta m_{LSND}^2 \sim 1 \text{ eV}^2$, suggested by the LSND experiment [2], has not being confirmed yet [3] and will not be considered in this paper.

² A further problem is our present imprecise knowledge of atmospheric parameters, whose uncertainties are far too large to be neglected when looking for the $\nu_\mu \rightarrow \nu_e$ and $\nu_e \rightarrow \nu_\mu, \nu_\tau$ oscillation probabilities [13].

The neutrino flux per solid angle in a detector located at distance L from the source, aligned with the boost direction of the parent ion is [18]:

$$\left. \frac{d\Phi}{dSdy} \right|_{\theta \simeq 0} \simeq \frac{N_\beta}{\pi L^2} \frac{\gamma^2}{g(y_e)} y^2 (1-y) \sqrt{(1-y)^2 - y_e^2}, \quad (1)$$

where $0 \leq y = \frac{E}{2\gamma E_0} \leq 1 - y_e$, $y_e = m_e/E_0$ and

$$g(y_e) \equiv \frac{1}{60} \left\{ \sqrt{1 - y_e^2} (2 - 9y_e^2 - 8y_e^4) + 15y_e^4 \log \left[\frac{y_e}{1 - \sqrt{1 - y_e^2}} \right] \right\}, \quad (2)$$

where γ is the ion boost factor. In this formula E_0 represents the electron end-point energy, m_e the electron mass, E the energy of the final state neutrino and N_β the total number of ion decays per year. An important difference of the β -beam flux with respect to the Neutrino Factory is that only $\nu_e (\bar{\nu}_e)$ are present in the beam, and thus final lepton charge identification is not needed. This permits to use large water Čerenkov detectors at a β -beam, something impossible at the Neutrino Factory, where magnetized detectors are mandatory.

2 The Alternating Ions Scheme

The key parameter in the optimization of the β -beam flux is the relativistic γ factor: if the baseline is tuned to be at an oscillation peak for $\nu_e \rightarrow \nu_\mu$ transitions, indeed, the statistics that can be collected in the detector scales linearly with γ [15]. This can be derived from eq. (1) as follows: in the hypothesis of linear dependence of the neutrino-nucleon cross-section on the neutrino energy and for L/E tuned to the n -th $\nu_e \rightarrow \nu_\mu$ oscillation peak, the number of events expected in the far detector located at distance L is:

$$N_{events} \propto N_\beta \left(\frac{\Delta m^2}{2n - 1} \right)^2 \frac{\gamma}{E_{cms}} \quad (3)$$

where E_{cms} is the mean neutrino energy in the center-of-mass system of the β -decay (with $\langle E \rangle = 2\gamma E_{cms}$). Applying this formula, the signal statistics in the far detector increases linearly with the boost factor γ and the number of decays per year N_β , and decreases linearly with the mean neutrino energy.

Three key features must be considered when choosing the optimal β -emitters: a) from eq. (3), it can be seen that the lower the mean neutrino energy, the larger the statistics³;

³ Notice, however, that this formula is not appropriate for neutrino energies below 1 GeV, where the cross-section energy dependence is E^k with $k \geq 1$. This is, on the other hand, the typical range of energies considered for “low” γ β -beams.

Element	A/Z	$T_{1/2}$ (s)	Q_β eff (MeV)	Decay Fraction
^{18}Ne	1.8	1.67	3.41	92.1%
			2.37	7.7%
			1.71	0.2%
^{19}Ne	1.9	17.2	2.31	100%
^8B	1.6	0.77	13.92	100%
^6He	3.0	0.81	3.51	100%
^8Li	2.7	0.83	12.96	100%

Table 1

A/Z , half-life and end-point energies for three β^+ -emitters (^{18}Ne , ^{19}Ne and ^8B) and two β^- -emitters (^6He and ^8Li). All different β -decay channels for ^{18}Ne are presented [20].

b) assuming a limited space charge capacity of the storage ring, low-Z isotopes can be stored in larger number than high-Z isotopes [19]; c) the ion half-life $T_{1/2}$ must be long enough to accelerate the ions to the desired energy and short enough to allow a large number of them to decay in the storage ring such as to produce an intense neutrino beam.

In Tab. 3 we remind the relevant parameters for five ions: ^{18}Ne , ^{19}Ne and ^6He , ^8Li and ^8B . Consider first ^6He and ^{18}Ne : as it was stressed in the literature (starting with Ref. [15]), ^6He has the right half-life to be accelerated and stored such as to produce an intense $\bar{\nu}_e$ beam. This is also the case for ^{18}Ne , that has been shown to be the best candidate as β^+ -emitter. Other ions such as ^8B and ^{33}Ar were discarded for different reasons: the former is difficult to produce with standard ISOLDE techniques (it reacts with many elements typically used in ISOL targets and ion sources and is therefore barely released); the latter is too short-lived to be accelerated to the desired energy ($T_{1/2} = 0.17$ s).

The goal luminosity needed for physics have been fixed to 2.9×10^{18} ions-decay per year for the β^- -emitter and 1.1×10^{18} ion-decays per year for the β^+ -emitter [21]. The EURISOL collaboration has recently reported the following preliminary results from the EURISOL DS [22], using a 2.2 GeV proton driver with a 0.10 mA current and 220 kW power (from the SPL Design Report, [23]):

- **^6He**

Using an ISOL BeO target, 5×10^{13} atoms per second are produced and the goal $\bar{\nu}_e$ luminosity is attained. The ^6Li ions produced in the β^- -decay of ^6He could in principle interact with the storage ring magnets, thus producing an undesired ν_μ and $\bar{\nu}_\mu$ beam-background. This background was studied in Ref. [15] and it is at the level of 10^{-4} .

- **^{18}Ne**

Using an ISOL MgO target, 2×10^{12} atoms per second are produced. It is supposed

that the goal luminosity for the ν_e beam is also attainable. ^{18}Ne undergoes β^+ -decay into three different ^{18}F states (as reported in Tab. 3). The beam background for this ion has not been studied in detail, but it is considered to be similar to that of ^6He , and thus negligible.

- ^{19}Ne

This ion has been studied as an alternative β^+ -emitter. It has A/Z and end-point energy similar to ^{18}Ne but a far longer half-life. In this case 4×10^{13} atoms per second are supposed to be produced and, thus, reaching the goal luminosity should be at hand. Also, the target production performance for this ion is higher than for ^{18}Ne : 12% versus 4% (to be compared, however, with the ^6He target production performance of 100%), [22].

The two ions that we propose as an alternative to ^6He and ^{18}Ne (or ^{19}Ne) as β^- - and β^+ -emitters are ^8Li and ^8B , respectively. ^8Li has similar half-life, Z and A/Z to ^6He , thus sharing the key characteristics needed for the bunch manipulation. ^8B has a shorter lifetime than ^{18}Ne , similar A/Z and Z much smaller than ^{18}Ne (which could in principle allow to store a larger amount of ions in the storage ring). Both ions have a much larger end-point energy than the two reference ions or ^{19}Ne . As a consequence, for a fixed γ , a longer baseline is needed to tune the L/E ratio to the first oscillation peak with respect to ^6He or ^{18}Ne beams, and thus a smaller signal statistics is expected in the far detector. Therefore, the expected sensitivity to θ_{13} of such beams is smaller than that for a “standard” beam with $\bar{\nu}_e$ and ν_e produced via ^6He and ^{18}Ne with a baseline tuned to the first oscillation peak. Notice, however, that being the ion-decay end-point energy for ^8Li and ^8B larger, a smaller γ is needed to reach the desired boosted neutrino energy. Since the γ choice depends in last instance on the facility that is used to accelerate the ions, it is then possible to reach higher neutrino energies using the same facility to accelerate the ions to be stored (see Ref. [24]). If we combine different ions, we can (using the same facility and the same γ factor) produce neutrino beams of different L/E that can be used to disentangle many of the parametric degeneracies discussed before. As it was shown in the literature (see, for example, Refs. [25]-[27]) degeneracies are indeed best lifted combining beams with different L/E .

When we first proposed to produce neutrino beams from different ions to soften the parametric degeneracy in (θ_{13}, δ) [24], ^8Li came up immediately as a good β^- -emitter to be combined with ^6He [19]. However, no reasonable β^+ -emitter to be combined with ^{18}Ne was identified at that time. We considered the idea not mature enough to be presented as an alternative to increasing γ with fixed ion composition, such as in Ref. [18]. Things changed with Ref. [28], where it was shown that intense ^8B (and ^8Li) fluxes can be achieved with the *ionisation cooling* technique.

- ^8Li

It is not difficult to produce an intense $\bar{\nu}_e$ beam from ^8Li decay, since with standard ISOL targets the ion production rate is much larger for ^8Li than for ^6He : we have 6×10^8 ions per μC in the case of ^8Li to be compared with 6×10^6 ions per μC in the case of ^6He [29]. The ISOL target used to produce ^8Li is a thin Ta foil. The β^- -decay

channel of ${}^8\text{Li}$ is ${}^8\text{Li} \rightarrow {}^8\text{Be} \rightarrow 2\alpha$. The two α 's are then immediately bended by the storage ring magnetic field (being much lighter than the circulating ions) and no beam-background is expected. We will consider in the rest of the paper a $\bar{\nu}_e$ flux from ${}^8\text{Li}$ decay of 2.9×10^{18} ion-decays per year, comparable with that attainable with ${}^6\text{He}$ decay.

- **${}^8\text{B}$**

The case of ${}^8\text{B}$ is different: this ion was previously discarded as a β^+ -emitter since it is extremely difficult to produce at a sufficient rate with ISOLDE techniques. However, using the *ionisation cooling* technique [28], sustained ${}^8\text{Li}$ and ${}^8\text{B}$ production is supposed to be at reach through the reactions ${}^7\text{Li} + \text{D} \rightarrow {}^8\text{Li} + \text{p}$ and ${}^6\text{Li} + {}^3\text{He} \rightarrow {}^8\text{B} + \text{n}$. ${}^8\text{B}$ also decays into ${}^8\text{Be}$ and finally to two α 's (it is the mirror of ${}^8\text{Li}$), and also in this case no beam-background is expected. It must be reminded, however, that the ${}^8\text{B}$ β -decay spectrum is affected by several systematics errors that must be tamed before using it for a precision experiment (see Ref. [30]). We will consider in the rest of the paper a ν_e flux from ${}^8\text{B}$ decay of 1.1×10^{18} ions-decay per year, comparable with that attainable with ${}^{18}\text{Ne}$ decay.

Four classes of setups have been considered so far: $\gamma \simeq 10$ (“very low” γ) [31], $\gamma \sim 100$ (“low” γ), with a typical baseline of $O(100)$ Km [18], [21], [26] and [27]; $\gamma \sim 300$ (“medium” γ), with $L = O(700)$ Km [18], [32]-[34]; and $\gamma \geq 1000$ (“high” γ), with baselines of several thousands kilometers, comparable with those suggested for the Neutrino Factory, [18],[33] and [35]. The three γ ranges are related to different CERN-based facilities: the SPS, with an ultimate $\gamma \leq 250$; a refurbished SPS (a facility that could be needed for LHC upgrades), with $\gamma \leq 500$; and the LHC, with $\gamma \geq 1000$. This last option, however, has not been studied in detail and we will not consider it in the following.

The physics case in which we are interested is that of a relatively large θ_{13} that could be at reach at the T2K-phase I experiment starting in 2009. At this experiment, a $\nu_\mu \rightarrow \nu_e$ signal can be observed in the Super-Kamiokande detector if $\theta_{13} \geq 3^\circ$. In case of a positive signal, new experiments will be launched aiming at a precision measurement of θ_{13} and at the measurement of the leptonic CP violating phase δ and of the sign of the atmospheric mass difference Δm_{atm}^2 (something out of reach of the T2K-I experiment, for which only a ν_μ flux will be produced and that has too short a baseline, $L = 295$ Km, to take advantage of matter effects). In this scenario, we will show that the *Alternating Ions Scheme* represents an interesting alternative to the standard β -beams considered up to now (where only one type of ion is used to produce the ν_e or the $\bar{\nu}_e$ fluxes), if the γ boost factor is limited to $\gamma \leq 250$ for technical reasons.

We will compare results obtained with three different setups:

- **Standard “low” γ scenario**

$L = 130$ Km (CERN to Fréjus); $\gamma_{{}^6\text{He}} = \gamma_{{}^{18}\text{Ne}} = 120$. Both fluxes are tuned to be at the first oscillation peak. A given ion is accumulated in the storage ring for ten years.

- **Alternating ions “low” γ scenario**

$L = 650$ Km (CERN to Canfranc); $\gamma_{^8\text{Li}} = \gamma_{^8\text{B}} = 100$; $\gamma_{^6\text{He}} = \gamma_{^{18}\text{Ne}} = 120$. The ^8Li and ^8B fluxes are tuned at the first oscillation peak, whereas the ^6He and ^{18}Ne fluxes are tuned at the second oscillation peak. A given ion is accumulated in the storage ring for five years.

- **Standard “medium” γ scenario**

$L = 650$ Km (CERN to Canfranc); $\gamma_{^6\text{He}} = \gamma_{^{18}\text{Ne}} = 350$. Both fluxes are tuned to be at the first oscillation peak. A given ion is accumulated in the storage ring for ten years.

In all scenarios, a $\bar{\nu}_e$ flux of $2.9 \times 10^{18} \bar{\nu}_e$ per year or a ν_e flux of $1.1 \times 10^{18} \nu_e$ per year is aimed at the distant detector, regardlessly of the decaying ion. For a 5 year running time per each ion stored, the total luminosity is $1.45 \times 10^{19} \bar{\nu}_e$ and $5.5 \times 10^{18} \nu_e$ aimed at the far detector.

Throughout this letter, we will consider a 1 Mton mass water Čerenkov detector (500 Kton fiducial mass), with a UNO [36] or MEMPHYS design [37]. At the considered neutrino energies, this detector is believed to show a rather good neutrino energy reconstruction capability, allowing for a significant background rejection. Migration matrices for this detector at the considered γ values are taken⁴ from Ref. [32]. Notice that this kind of detector could well be a non-optimal choice for the $L \sim 700$ Km baseline. If the β -beam is located at CERN, this baseline roughly corresponds to the CERN-Gran Sasso or to the CERN-Canfranc distance. For the former lab, it is certainly difficult to imagine a 1 Mton water Čerenkov detector sitting in one of the halls with no significant engineering effort. In that case a different detector can be the optimal choice (see Ref. [34] for a medium γ β -beam with a MINOS-like magnetized iron detector). However, we believe that to compare the standard ions choice with our Alternating Ions Scheme it is better to fix a detector technology in order to make an easy comparison between the two scenarios. In a forthcoming letter we will study an alternating ions setup better suited to a specific laboratory characteristics.

Fig. 4(left) shows the β -beam neutrino fluxes computed at $L = 650$ Km from the source, keeping $m_e \neq 0$ and taking into account that ^{18}Ne has different decay channels available. Be aware that even if m_e effects seem negligible, their inclusion could be sizable due to the dramatic cross-section suppression of low energy neutrinos. In Fig. 4(right) the ν and $\bar{\nu}$ cross-sections on water used in this letter, taken from Ref. [38], are shown. Notice the difference between the $\nu_e N$ and $\bar{\nu}_e N$ cross-sections: the former, being an interaction between the ν_e and a neutron inside the oxygen nucleus, is affected by nuclear effects and thus shows a threshold energy. The latter is mainly a $\bar{\nu}_e$ interaction with the protons of the two hydrogens, approximately free. This feature is quite relevant for

⁴ The mean energy of neutrino and antineutrino beams obtained from ^8Li and ^8B decays with a boost factor $\gamma = 100$ is indeed comparable with that of beams obtained from ^6He and ^{18}Ne decays with a boost factor $\gamma = 350$, for which migration matrices are presented in that paper.

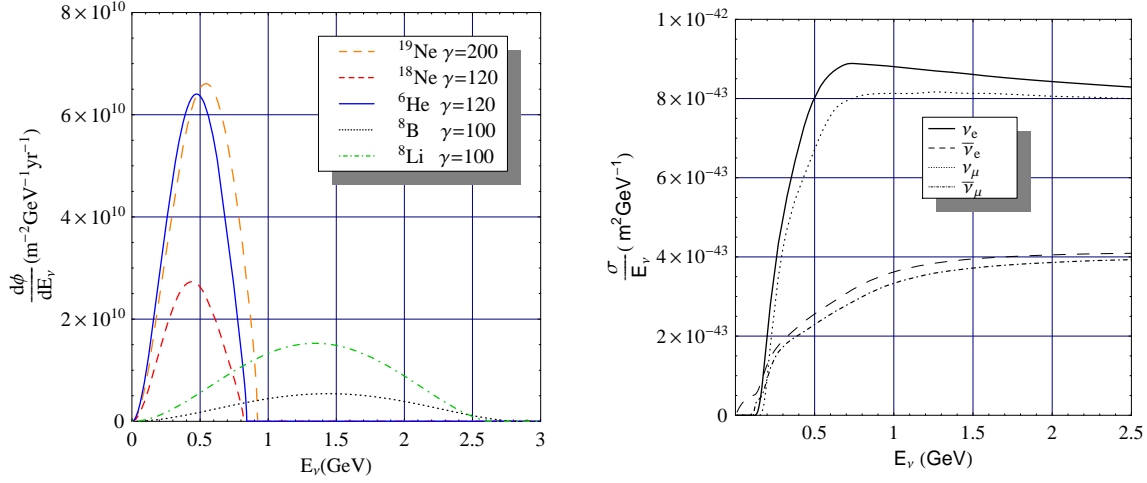


Fig. 1. Left: β -beam fluxes at a $L = 650$ Km baseline as a function of the neutrino energy for ^{19}Ne , ^{18}Ne , ^6He , ^8B and ^8Li . Right: the νN and $\bar{\nu} N$ cross-sections on water [38].

neutrino/antineutrino of hundreds of MeV energy, region where different cross-sections can easily differ by a factor 2. Be aware that there are other nuclear effects (see Ref. [39] and references therein) not included yet in any of the available calculations that could play an important effect at the cross-section threshold energy.

E (GeV)	$^{18}\text{Ne}_{no-osc}$	$^{18}\text{Ne}_{osc}$	$^{18}\text{Ne}_{bkg}$	$^6\text{He}_{no-osc}$	$^6\text{He}_{osc}$	$^6\text{He}_{bkg}$
0 - 0.5	2252	23	10	1937	36	12
0.5 - 0.75	3309	9	3	3227	19	0
0.75 - 0.9	318	1	0	527	1	0
E (GeV)	$^8\text{B}_{no-osc}$	$^8\text{B}_{osc}$	$^8\text{B}_{bkg}$	$^8\text{Li}_{no-osc}$	$^8\text{Li}_{osc}$	$^8\text{Li}_{bkg}$
0.5 - 0.75	439	4	18	546	6	23
0.75 - 1.0	975	7	8	1341	7	4
1.0 - 1.25	1604	10	4	2287	13	1
1.25 - 1.50	2200	11	2	3060	16	1
1.50 - 1.75	2613	8	0	3379	12	0
1.75 - 2.0	2722	5	1	3074	9	0
2.0 - 2.45	4037	3	0	3013	5	0

Table 2

Unoscillated CC events, signal and background rates per bin in the alternating ions “low” γ setup in a 500 Kton water Čerenkov detector located at $L = 650$ Km from the source, for 5 years of running time for each ion mode. The input parameters are $\theta_{13} = 5^\circ$ and $\delta = 0^\circ$.

In Tab. 2 we present the expected signal and background in a 500 Kton fiducial mass water Čerenkov detector located at $L = 650$ Km from the source, for 5 years of running time for each ion circulating in the storage ring. The expected unoscillated CC electrons per bin are also reported. Efficiency is taken from Ref. [32]. The oscillation parameters are [5]: $\Delta m_{12}^2 = 7.9 \times 10^{-5} \text{ eV}^2$, $\theta_{12} = 34^\circ$; $|\Delta m_{23}^2| = 2.4 \times 10^{-3} \text{ eV}^2$, $\theta_{23} = 41.5^\circ$; $\theta_{13} = 5^\circ$, $\delta = 0^\circ$. The sign of Δm_{23}^2 has been chosen to be positive. Depending on the mean neutrino energy for the different beams, the signal is binned differently. For ${}^6\text{He}$ and ${}^{18}\text{Ne}$ (or ${}^{19}\text{Ne}$) beams (with mean energies $\langle E_\nu \rangle = 0.44 \text{ GeV}$ and $\langle E_{\bar{\nu}} \rangle = 0.46 \text{ GeV}$), only three reconstructed energy bins are considered [32]. On the other hand, for ${}^8\text{Li}$ and ${}^8\text{B}$ beams (with much larger mean energies, $\langle E_\nu \rangle = 1.44 \text{ GeV}$ and $\langle E_{\bar{\nu}} \rangle = 1.34 \text{ GeV}$), up to seven reconstructed energy bins are considered [32]. We have included an overall 5% gaussian systematic uncertainty.

3 Solving degeneracies

In Fig. 2 we present our results for a fit to “experimental data” (generated as in [7]) for the **standard “low” γ setup** (top panels) and the **alternating ions “low” γ setup** (bottom panels). Different input values of δ are considered: $\delta = 45^\circ, -90^\circ$ (left panels) and $\delta = 0^\circ$ (right panels). In each panel, two input values for θ_{13} (accessible at T2K-phase I) are considered: $\theta_{13} = 5^\circ, 8^\circ$. The input pair is labelled by a thick black square. Lines represent 90% C.L. contours: solid stands for the true solution and the intrinsic degeneracy; dotted stands for the “sign clones”; dashed stands for the “octant clones”; and dot-dashed stands for the “mixed clones”. The oscillation parameters are [5]: $\Delta m_{12}^2 = 7.9 \times 10^{-5} \text{ eV}^2$, $\theta_{12} = 34^\circ$; $|\Delta m_{23}^2| = 2.4 \times 10^{-3} \text{ eV}^2$, $\theta_{23} = 41.5^\circ$. The sign of Δm_{23}^2 has been chosen to be positive. Since the sign of Δm_{23}^2 and the θ_{23} -octant are unknown, fits to both $\text{sign}[\Delta m_{23}^2] = \pm 1$ and $\text{sign}[\tan(2\theta_{23})] = \pm 1$ have been performed (see Ref. [26] for a description of parametric degeneracies at the “low” γ β -beam).

For both scenarios we have checked that employing ${}^{18}\text{Ne}$ with $\gamma = 120$ or ${}^{19}\text{Ne}$ with $\gamma = 200$ gives similar results (albeit slightly better in the latter case).

As it can be seen, for every considered input pair the *Alternating Ions Scheme* reduces the eightfold-degeneracy in the (θ_{13}, δ) plane to a twofold-degeneracy. The so-called “intrinsic” degeneracy [9] is always solved (as it is usual when combining information from neutrino beams with different L/E). Most importantly, the sign of the atmospheric mass difference is measured. This is not possible at the standard “low” γ setup since the baseline is too short to take advantage of matter effects to discriminate between hierarchical and inverted spectra. However, having a longer baseline is not enough: to solve the “sign” [10] and the “mixed” [12] degeneracies, thus measuring s_{atm} , it has been crucial to combine neutrino beams with different L/E whose corresponding “sign clones” appear in different regions of the (θ_{13}, δ) plane [40]. The only surviving ambiguity is the “octant” degeneracy [11]. Notice, however, that our ignorance on the θ_{23} -octant is not affecting the measurement of δ : a consequence of the small δ -

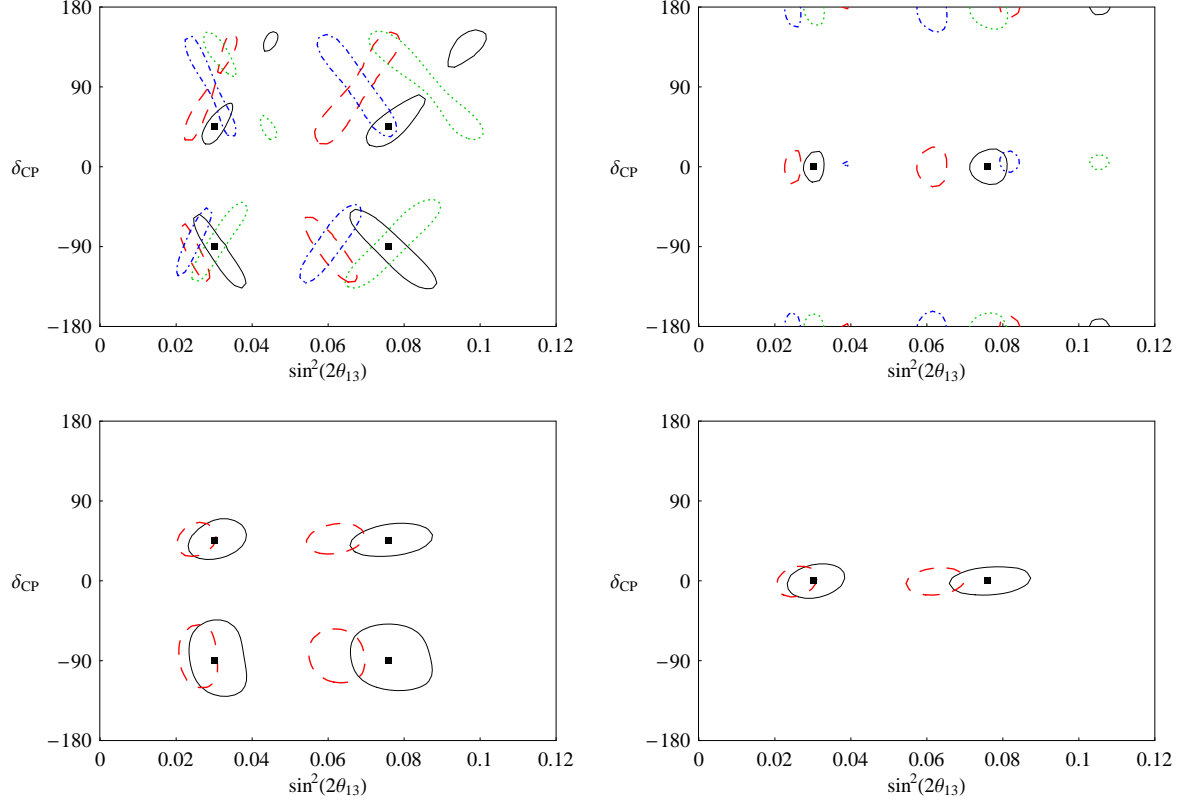


Fig. 2. 90% C.L. contours for the standard “low” γ setup (top panels) and the alternating ions “low” γ setup (bottom panels): solid stands for the true solution and the intrinsic degeneracy; dotted for the “sign clones”; dashed for the “octant clones”; and dot-dashed for the “mixed clones”. The input pair is labelled by a thick black square and corresponds to $\delta = 45^\circ, -90^\circ$ (left panels) and 0° (right panels), with $\theta_{13} = 5^\circ, 8^\circ$.

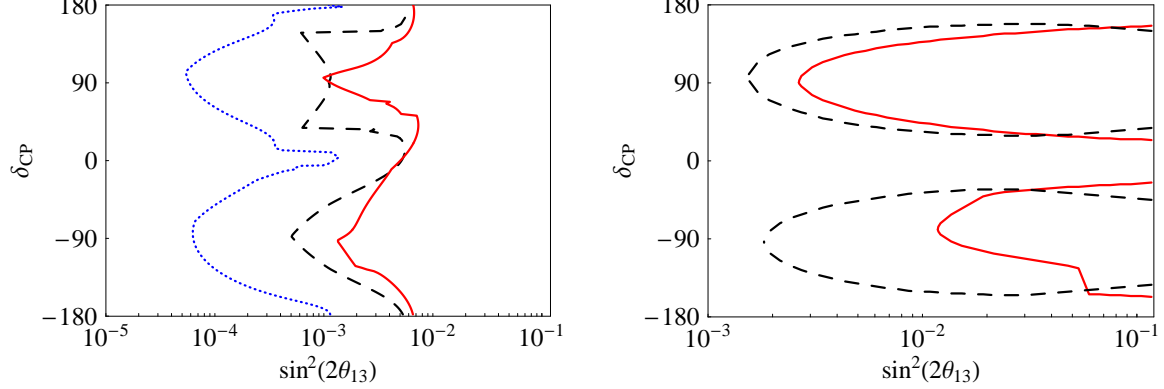


Fig. 3. Left: 3σ θ_{13} -sensitivity for the standard “low” γ setup (dashed), the alternating ions “low” γ setup (solid) and the standard “medium” γ setup (dotted); Right: CP-discovery potential for the standard “low” γ setup (dashed) and the alternating ions “low” γ setup (solid). The parametric degeneracies are taken into account as in Ref. [27].

dependence of the “octant clone” location in the (θ_{13}, δ) plane for $\theta_{13} \geq 1^\circ$, [25].

In Fig. 3 we present our results for the θ_{13} -sensitivity (left panel) and the CP-discovery

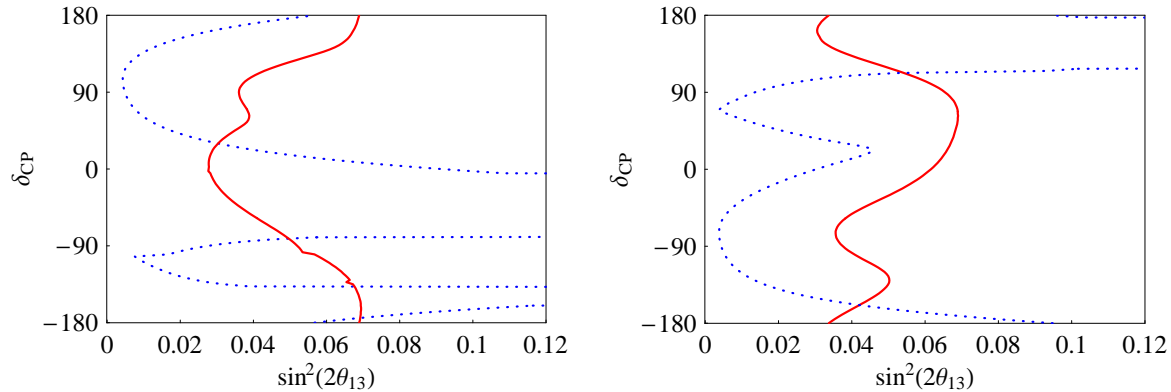


Fig. 4. Comparison of the $\text{sign}(\Delta m_{23}^2)$ -sensitivity for normal (left panel) and inverted (right panel) hierarchy for the standard “low” γ setup (dashed), the alternating ions “low” γ setup (solid) and the standard “medium” γ setup (dotted). The parametric degeneracies are taken into account as in Ref. [27].

potential (right panel), defined as in Refs. [26] and [27], for the standard “low” γ setup (dashed lines), the alternating ions “low” γ setup (solid lines) and the standard “medium” γ setup (dotted lines). All of the parametric degeneracies are taken into account. Lines represent 3σ contours. As it was expected, our *Alternating Ions Scheme* has the worst θ_{13} -sensitivity as a consequence of the lower statistics (Fig. 3, left). Being the end-point energy for ^8Li and ^8B around 13 MeV, to tune the corresponding neutrino beams to the first oscillation peak we must increase the baseline from $L = 130$ Km to $L = 650$ Km, for fixed γ . Therefore, a smaller statistics is expected in the far detector with respect to the standard “low” γ setup, obtaining thus a reduced θ_{13} -sensitivity. The decrease in statistics due to the longer baseline is compensated at the “medium” γ setup by an increase in γ . The gain in increasing γ is such that the θ_{13} -sensitivity of the standard “medium” γ setup is far better than that of the standard “low” γ one, as it was noticed in Ref. [32]. The CP-discovery potential of the *Alternating Ions Scheme* is, as expected, worse than that of the standard scenario for low values of θ_{13} . In the large θ_{13} case in which we are interested in, though, our scheme would be able to discover CP-violation for a larger fraction of the parameter space. The CP-discovery potential of the “medium” γ setup is much better and it is not shown in this Figure.

In Fig. 4 we present our results for the $\text{sign}(\Delta m_{23}^2)$ -sensitivity, for normal (left) and inverted (right) hierarchy, defined as in Ref. [41]. It can be noticed in both cases that the *Alternating Ions Scheme* can measure the sign of the atmospheric mass difference for $\sin^2(2\theta_{13}) \geq 0.04$ ($\theta_{13} \geq 5^\circ$). This must be compared with the standard “low” γ setup, with no sensitivity to $\text{sign}(\Delta m_{23}^2)$ due to its too short a baseline. Even compared to the standard “medium” γ setup, with a much larger statistics, our scheme is particularly effective for $|\delta| \simeq 0$ ($|\delta| \simeq 180^\circ$) for normal (inverted) hierarchy, a region of the parameter space in which other setups are not working very well⁵. This is a consequence of the combination of neutrino beams tuned at different oscillation peaks,

⁵ This was the case for the Neutrino Factory, also, see Ref. [41].

something that guarantees that “sign clones” are located in different regions of the (θ_{13}, δ) parameter space also in the case of a vanishing δ .

4 Conclusions

In this letter we have tried to understand if the combination of neutrino beams originating from the β -decay of ions with different end-point energies, such as ${}^6\text{He}/{}^8\text{Li}$ and ${}^{18}\text{Ne}/{}^8\text{B}$, can be used to solve the parametric degeneracy in the (θ_{13}, δ) plane. The outcome of this analysis is the following: the *Alternating Ions Scheme* is indeed quite effective when the γ at which ions can be accelerated is limited to $\gamma \leq 250$, e.g. using the present SPS at CERN. In this case, the eightfold-degeneracy is reduced to a twofold one by solving the so-called “intrinsic degeneracy” and by measuring the sign of the atmospheric mass difference for $\theta_{13} \geq 5^\circ$. This is much better than what is obtained at the *standard “low” γ setup*, with only ${}^6\text{He}$ and ${}^{18}\text{Ne}$ circulating in the storage ring (although the ultimate sensitivity to θ_{13} is somewhat reduced). The main advantage of this scheme is that the neutrino beams originating from the decay of different ions have different L/E , something that can be effectively used to solve degeneracies. The *Alternating Ions Scheme* is generally outperformed by setups with larger γ (something possible, for example, using a refurbished SPS). However, the *standard “medium” γ setups* cannot measure the sign of the atmospheric mass difference for small values of δ , something at hand in our scheme due to the combination of neutrino beams tuned at different oscillation peaks.

In summary, we think that the *Alternating Ions Scheme* is particularly well-suited in the physics case where θ_{13} is relatively large (i.e. measurable at T2K-I).

Acknowledgements

We thank E. Couce, M.B. Gavela, J.J. Gómez-Cadenas, P. Hernández, M. Lindroos, J. Menéndez, P. Migliozzi, C. Peña-Garay, A. Poves, S. Rigolin and O. Tengblad for the useful discussions. The authors acknowledge the financial support of MCYT through project FPA2003-04597 and of the European Union through the networking activity BENE. E.F.M. acknowledges financial support from the Universidad Autónoma de Madrid.

References

- [1] Y. Fukuda *et al.* [Super-Kamiokande Collaboration], Phys. Rev. Lett. **81** (1998) 1562 [arXiv:hep-ex/9807003]; M. Ambrosio *et al.* [MACRO Collaboration], Phys. Lett. B **517** (2001) 59 [arXiv:hep-ex/0106049]; M. H. Ahn *et al.* [K2K Collaboration], Phys. Rev. Lett. **90** (2003) 041801 [arXiv:hep-ex/0212007]; B. T. Cleveland *et al.*, Astrophys. J. **496**

- (1998) 505; J. N. Abdurashitov *et al.* [SAGE Collaboration], Phys. Rev. C **60** (1999) 055801 [arXiv:astro-ph/9907113]; W. Hampel *et al.* [GALLEX Collaboration], Phys. Lett. B **447** (1999) 127; S. Fukuda *et al.* [Super-Kamiokande Collaboration], Phys. Rev. Lett. **86** (2001) 5651 [arXiv:hep-ex/0103032]; Q. R. Ahmad *et al.* [SNO Collaboration], Phys. Rev. Lett. **87** (2001) 071301 [arXiv:nucl-ex/0106015]; K. Eguchi *et al.* [KamLAND Collaboration], Phys. Rev. Lett. **90** (2003) 021802 [arXiv:hep-ex/0212021].
- [2] C. Athanassopoulos *et al.* [LSND Collaboration], Phys. Rev. Lett. **81** (1998) 1774 [arXiv:nucl-ex/9709006]; A. Aguilar *et al.* [LSND Collaboration], Phys. Rev. D **64** (2001) 112007 [arXiv:hep-ex/0104049].
- [3] I. Stancu *et al.* [MiniBooNE collaboration], FERMILAB-TM-2207.
- [4] B. Pontecorvo, Sov. Phys. JETP **6** (1957) 429 [Zh. Eksp. Teor. Fiz. **33** (1957) 549]; Z. Maki, M. Nakagawa and S. Sakata, Prog. Theor. Phys. **28** (1962) 870; B. Pontecorvo, Sov. Phys. JETP **26** (1968) 984 [Zh. Eksp. Teor. Fiz. **53** (1967) 1717]; V. N. Gribov and B. Pontecorvo, Phys. Lett. B **28** (1969) 493.
- [5] G. L. Fogli, E. Lisi, A. Marrone and A. Palazzo, arXiv:hep-ph/0506083; G. L. Fogli, E. Lisi, A. Marrone, A. Palazzo and A. M. Rotunno, arXiv:hep-ph/0506307.
- [6] M. Apollonio *et al.* [CHOOZ Collaboration], Phys. Lett. B **466** (1999) 415 [arXiv:hep-ex/9907037]; Eur. Phys. J. C **27** (2003) 331 [arXiv:hep-ex/0301017].
- [7] A. Cervera, A. Donini, M. B. Gavela, J. J. Gomez Cadenas, P. Hernandez, O. Mena and S. Rigolin, Nucl. Phys. B **579** (2000) 17 [Erratum-ibid. B **593** (2001) 731] [arXiv:hep-ph/0002108].
- [8] A. Donini, D. Meloni and P. Migliozzi, Nucl. Phys. B **646** (2002) 321 [arXiv:hep-ph/0206034]; J. Phys. G **29** (2003) 1865 [arXiv:hep-ph/0209240]; D. Autiero *et al.*, Eur. Phys. J. C **33** (2004) 243 [arXiv:hep-ph/0305185].
- [9] J. Burguet-Castell, M. B. Gavela, J. J. Gomez-Cadenas, P. Hernandez and O. Mena, Nucl. Phys. B **608** (2001) 301 [arXiv:hep-ph/0103258].
- [10] H. Minakata and H. Nunokawa, JHEP **0110** (2001) 001 [arXiv:hep-ph/0108085].
- [11] G. L. Fogli and E. Lisi, Phys. Rev. D **54** (1996) 3667 [arXiv:hep-ph/9604415].
- [12] V. Barger, D. Marfatia and K. Whisnant, Phys. Rev. D **65** (2002) 073023 [arXiv:hep-ph/0112119].
- [13] A. Donini, D. Meloni and S. Rigolin, Eur. Phys. J. C **45** (2006) 73 [arXiv:hep-ph/0506100]. D. Meloni, Nucl. Phys. Proc. Suppl. **155**, 178 (2006) [arXiv:hep-ph/0509370].
- [14] Y. Itow *et al.*, arXiv:hep-ex/0106019.
- [15] P. Zucchelli, Phys. Lett. B **532** (2002) 166; arXiv:hep-ex/0107006.
- [16] S. Geer, Phys. Rev. D **57** (1998) 6989 [Erratum-ibid. D **59** (1999) 039903] [arXiv:hep-ph/9712290]; A. De Rujula, M. B. Gavela and P. Hernandez, Nucl. Phys. B **547** (1999) 21 [arXiv:hep-ph/9811390].

- [17] C. Volpe, arXiv:hep-ph/0605033.
- [18] J. Burguet-Castell, D. Casper, J. J. Gomez-Cadenas, P. Hernandez and F. Sanchez, Nucl. Phys. B **695**, 217 (2004) [arXiv:hep-ph/0312068].
- [19] B. Autin *et al.*, J. Phys. G **29** (2003) 1785 [arXiv:physics/0306106].
- [20] L.P. Ekström and R.B. Firestone, WWW Table of Radioactive Isotopes, database version 2/28/99 from URL <http://ie.lbl.gov/toi/index.htm>
- [21] J. Bouchez, M. Lindroos and M. Mezzetto, AIP Conf. Proc. **721** (2004) 37 [arXiv:hep-ex/0310059]; M. Mezzetto, J. Phys. G **29** (2003) 1771 [arXiv:hep-ex/0302007]; Nucl. Phys. Proc. Suppl. **143** (2005) 309 [arXiv:hep-ex/0410083].
- [22] M. Lindroos, <http://beta-beam-parameters.web.cern.ch/beta-beam-parameters/>
- [23] B. Autin *et al.*, CERN-2000-012
- [24] A. Donini, talk at the CARE04 Workshop, Nov. 2-5, 2004, DESY, Hamburg; http://www-mhf.desy.de/public/care04/2004.11.03_sr2/hampro.pdf
- [25] A. Donini, D. Meloni and S. Rigolin, JHEP **0406**, 011 (2004) [arXiv:hep-ph/0312072].
- [26] A. Donini, E. Fernández-Martínez, P. Migliozi, S. Rigolin and L. Scotto Lavina, Nucl. Phys. B **710** (2005) 402 [arXiv:hep-ph/0406132].
- [27] A. Donini, E. Fernández-Martínez and S. Rigolin, Phys. Lett. B **621** (2005) 276 [arXiv:hep-ph/0411402].
- [28] C. Rubbia, A. Ferrari, Y. Kadi and V. Vlachoudis, arXiv:hep-ph/0602032.
- [29] O. Tengblad, private communication, http://www.targisol.csic.es/intro_database.html
- [30] W. T. Winter *et al.*, Phys. Rev. Lett. **91** (2003) 252501 [Nucl. Phys. A **746** (2004) 311].
- [31] C. Volpe, J. Phys. G **30** (2004) L1 [arXiv:hep-ph/0303222].
- [32] J. Burguet-Castell, D. Casper, E. Couce, J. J. Gomez-Cadenas and P. Hernandez, Nucl. Phys. B **725**, 306 (2005) [arXiv:hep-ph/0503021].
- [33] P. Huber, M. Lindner, M. Rolinec and W. Winter, Phys. Rev. D **73**, 053002 (2006) [arXiv:hep-ph/0506237].
- [34] A. Donini, E. Fernández-Martínez, P. Migliozi, S. Rigolin, L. Scotto Lavina, T. Tabarelli de Fatis and F. Terranova, arXiv:hep-ph/0511134.
- [35] F. Terranova, A. Marotta, P. Migliozi and M. Spinetti, Eur. Phys. J. C **38**, 69 (2004) [arXiv:hep-ph/0405081].
- [36] C. K. Jung, arXiv:hep-ex/0005046.
- [37] J. E. Campagne, M. Maltoni, M. Mezzetto and T. Schwetz, arXiv:hep-ph/0603172.

- [38] P. Lipari, private communication; P. Lipari, M. Lusignoli and F. Sartogo, Phys. Rev. Lett. **74**, 4384 (1995) [arXiv:hep-ph/9411341].
- [39] J. Serreau and C. Volpe, Phys. Rev. C **70** (2004) 055502 [arXiv:hep-ph/0403293].
- [40] E. Fernández-Martínez, talk at the XLI Rencontres de Moriond on Electroweak Interactions and Unified Theories, Mar. 11-18, 2006, La Thuile;
http://moriond.in2p3.fr/EW/2006/Transparencies/E.Fernandez_Martinez.pdf
- [41] A. Donini, E. Fernández-Martínez, D. Meloni and S. Rigolin, arXiv:hep-ph/0512038;
A. Donini, E. Fernández-Martínez and S. Rigolin, Nucl. Phys. Proc. Suppl. **155** (2006) 176 [arXiv:hep-ph/0509349].