

# Gap in the black-body spectrum at low temperature

Markus Schwarz<sup>y</sup>, Ralph Hofmann<sup>y</sup>, and Francesco Giacosa

<sup>y</sup>Institut für Theoretische Physik  
Universität Heidelberg  
Philosophenweg 16  
69120 Heidelberg, Germany

Institut für Theoretische Physik  
Johann Wolfgang Goethe - Universität  
Max von Laue - Str. 1  
D -60438 Frankfurt am Main, Germany

## Abstract

Evidence is presented that the  $U(1)$  gauge group of electromagnetism is not fundamental. The viable candidate  $SU(2)$  is used to compute the modified propagation properties of the photon at low temperatures and momenta. As a result of strong screening, the presence of a sizable gap in the spectral power of a black body at temperatures  $T = 5 - 20$  K and for low frequencies is predicted: A table-top experiment should be able to discover this gap. If the gap is observed then the Standard Model's mechanism for electroweak symmetry-breaking is endangered by a contradiction with Big-Bang nucleosynthesis. We also offer an explanation for the stability of cold, old, dilute, and large clouds of atomic hydrogen in between spiral arms of the outer galaxy.

# 1 Introduction

The concept that electromagnetic waves, in analogy to the propagation of distortions in fluids, require a medium to travel – the ether –, was employed by Maxwell to deduce his famous equations [1]. The ether was abandoned with the development of Special Relativity (SR) which is based on two empirically founded postulates [2]: relativity of uniform motion and constancy of the speed of light  $c$ . SR implies that in observing the propagation of a monochromatic light wave (photon) no inertial frame of reference is singled out. This situation changes when thermalized radiation is considered: The very process of thermalization proceeds by interactions between the photon and electrically charged, massive matter. The latter's center of inertia, however, defines a preferred rest frame. This, at least, is the standard notion of how a temperature  $T$  emerges in a photon gas.

On a microscopic level, photon interactions are described by quantum mechanical transitions. The underlying and very successful field theory, Quantum Electrodynamics (QED) [3, 4, 5], is based on a  $U(1)$  gauge group. In the present Standard Model of particle physics (SM) a progenitor of this symmetry is called  $U(1)_Y$ . On a thermodynamical level, the microscopic details of the emission and absorption processes are averaged away. As a consequence, thermalized photons exhibit a universal black-body spectrum whose shape solely depends on  $T$  and the two constants of nature  $c$  and  $h$ .

Theoretical and experimental evidence is mounting, however, that the  $U(1)$  gauge symmetry of electromagnetism is not fundamental [6, 7, 8]. Rather, QED breaks down under exceptional conditions. Such an exception takes place in a thermalized photon gas at temperatures not far above 2.7 Kelvin (K): The notion of a gas of interaction-free photons then requires revision. Namely, embedding  $U(1)_Y$  into the fundamental, nonabelian gauge group  $SU(2)$ , invokes a mass scale  $\sim 10^4$  electron volts (eV) [6, 9, 10, 11] which affects black-body spectra. The  $SU(2)$  gauge symmetry implies the existence and relevance of the Yang-Mills scale on the quantum level [12, 13]. We will discuss below why we use the name  $SU(2)_{\text{CMB}}$  (CMB for Cosmic Microwave Background) for the fundamental gauge symmetry also describing photon propagation at low temperatures.

Let us now list some bulk properties of  $SU(2)$  gauge theory in four dimensions [6, 11, 14, 15, 16, 17, 18, 19, 20, 21]. First, three phases exist: a deconfining, a preconfining, and a confining one (in order of decreasing temperature). Only the deconfining phase is relevant for the present discussion. Upon a spatial coarse-graining this phase is described by an effective field theory [6]. Second, for  $T$  much greater than the scale all thermodynamical quantities reach their Stefan-Boltzmann limits in a power-like way. Third, there is a nontrivial ground state, obeying an equation of state  $P_{\text{gs}} = \epsilon_{\text{gs}} = \frac{1}{4} \pi^2 T^4$ , in the deconfining phase. This ground state is tied to the presence of interacting topological defects (calorons, topology-changing quantum fluctuations [6, 20]). Moreover, quantum fluctuations of trivial topology (gauge bosons being quasiparticle excitations) are severely constrained in the de-

tive theory: The interactions of the three types of quasiparticle excitations are very weak [11, 21]. Through interactions with the ground state two types of the latter ( $V$ ) acquire a temperature-dependent mass while the third type remains massless ( ) if the interactions with the  $V$ -excitations are neglected.

Taking these interactions into account, 's dispersion law

$$\omega^2 = p^2 \quad (1)$$

modifies as [11]

$$\omega^2 = p^2 + G(\omega; p; T; ) : \quad (2)$$

In Eq. (2)  $\omega$  denotes the energy of a -mode with spatial momentum  $p$ . The screening function  $G$  depends on  $\omega; p$ , temperature  $T$ , and the Yang-Mills scale  $\Lambda$ . Notice that in writing Eqs. (1) and (2) we use natural units:  $c = \hbar = k_B = 1$  where  $k_B$  is Boltzmann's constant. Our results indicate that for large  $|p|$  the function  $G$  is negative with a small modulus (antiscreening). For small  $|p|$  the function  $G$  becomes positive and reaches sizable values ( $> |p|$ ) for small temperatures. That is, the -mode acquires a dynamical mass. If emitted with the dispersion law of Eq. (1) then the dispersion law of Eq. (2) is violated: can penetrate the plasma only up to a distance  $\sim G^{-1/2}$ . A useful analogy is a rain-drop falling onto the surface of a lake where it is absorbed immediately.

There is a critical temperature  $T_c = \frac{e}{2} \Lambda$  ( $\Lambda = 11.65$  [6]) for the (second-order like) transition to the preconfining phase where the mass of the  $V$ -excitations diverges and

$$\lim_{T \rightarrow T_c} G(\omega; p; T; ) = 0 : \quad (3)$$

Thus no (anti)screening is seen in -propagation at  $T = T_c$ . This matches with the daily experience that our photon's dispersion law is the one in Eq. (1). Hence we are led to identify with the photon ( $U(1)_Y \subset SU(2)_{CMB}$ ) and conclude that  $T_c = T_{CMB} \approx 2.7\text{K} \approx 2.2 \cdot 10^4 \text{eV}$  for  $SU(2)_{CMB}$ .

Within a cosmological context one derives that the photon remains massless only for a finite period of time,  $t \lesssim 2$  billion years, in the future [10]. This is due to the fact that the transition to the preconfining phase invokes a nonvanishing coupling of the photon to a newly emerging ground state: The remaining gauge symmetry  $U(1)_Y$  is then broken dynamically; a familiar effect in macroscopic superconductivity [22, 23].

## 2 Modified black-body spectra at low temperatures and low frequencies

In [11] we have calculated the function  $G$  in Eq. (2) from the photon's polarization tensor. We have made the assumption that  $\omega = |p|$  on the right-hand side of Eq. (2). (For  $\omega = |p|$   $G$  is real.) This is a consistent approximation as long as

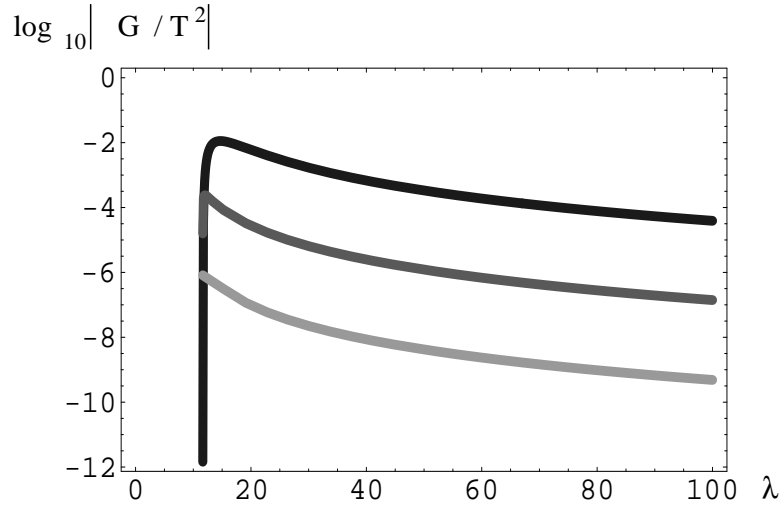


Figure 1:  $\log_{10} \frac{G}{T^2}$  as a function of  $\frac{2}{T}$  for  $X = 1$  (black),  $X = 5$  (dark grey), and  $X = 10$  (light grey) where  $X = \frac{p_j}{T}$ .

$\frac{p_j}{T} = 1$ , see below. In Figs.1 and 2 the function  $\log_{10} \frac{G}{T^2}$  is depicted in dependence of (dimensionless) temperature  $\frac{2}{T}$  and (dimensionless) momentum  $X = \frac{p_j}{T}$ , respectively.

As Fig.1 shows, at fixed values of  $X$  the function  $\log_{10} \frac{G}{T^2}$  falls off in a power-like way at large temperatures. Equidistance of the curves for equidistant values of  $X$  indicates exponential suppression in  $X$ . For  $T \approx T_c$  the thermodynamical decoupling of  $V$ -modes at the phase boundary leads to a rapid drop of  $\log_{10} \frac{G}{T^2}$ . In Fig.2 the low-momentum behavior of  $\log_{10} \frac{G}{T^2}$  at fixed temperatures not far above  $T_c$  is depicted. For  $SU(2)_{CMB}$  the (dimensionless) temperatures  $\beta = 13; 20; 30; 40; 50$  and  $\beta = 20$  convert into  $T = 3.01 \text{ K}; 5.4 \text{ K}; 8.1 \text{ K}; 10.8 \text{ K}$ , and  $T = 54 \text{ K}$ , respectively. For  $T = 3 \text{ K}$  ( $T_{CMB}$  (black curve) and  $T = 54 \text{ K}$  (very light grey curve) the regime, where photons are strongly screened, is too small to be resolved by existing low-temperature black-body (LTBB) observations and experiments [24]. For the other temperatures considered in Fig.2 there is a sizable range of  $X$ -values for this effect. (We only mention here that photons do propagate again at very small momenta [11].)

The spectral power  $I_{U(1)}(\omega)$  for a black body subject to the gauge symmetry  $U(1)$  is given as

$$I_{U(1)}(\omega) = \frac{1}{2} \frac{\omega^3}{\exp[\frac{\omega}{T}] - 1} : \quad (4)$$

For  $SU(2)_{CMB}$  this modifies as

$$I_{U(1)}(\omega) \neq I_{SU(2)}(\omega) = I_{U(1)}(\omega) \frac{\omega^{\frac{1}{2}} \frac{d}{d\omega} G^{\frac{p}{2}}}{\omega^2} (\omega \neq 0) \quad (5)$$

where  $\omega$  is the root of  $\omega^2 = G$ , and  $\theta(x)$  is the Heaviside step function. In Fig.3 the modification of the black-body spectrum according to Eq.(5) is depicted for  $T = 10 \text{ K}$ : There is no spectral power at frequencies  $\omega < 0.11 T$  whereas there is a (rapidly decreasing) excess at frequencies  $\omega > 0.11 T$ .

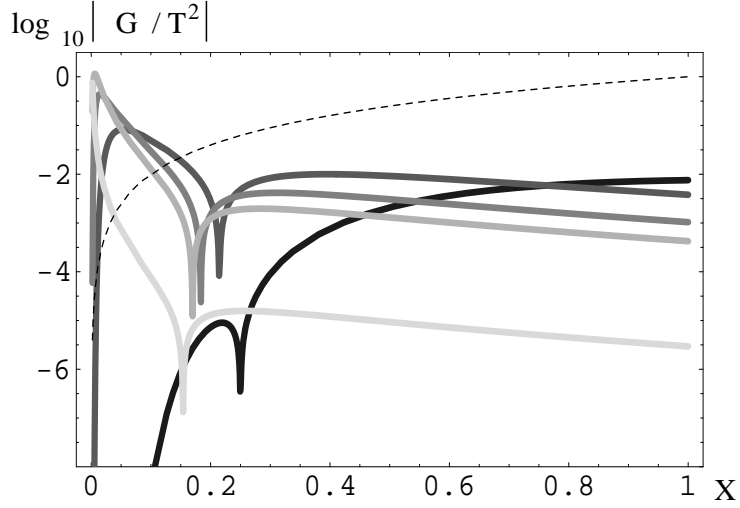


Figure 2:  $\log_{10} \frac{G}{T^2}$  as a function of  $X$  for  $\epsilon = 13$  (black),  $\epsilon = 2$  (dark grey),  $\epsilon = 3$  (grey),  $\epsilon = 4$  (light grey),  $\epsilon = 20$  (very light grey). The dashed curve is a plot of the function  $f(X) = 2 \log_{10} X$ . Photons are strongly screened at  $X$ -values for which  $\log_{10} \frac{G}{T^2} > f(X)$ , that is, to the left of the dashed line. The dips correspond to the zeros of  $G$ .

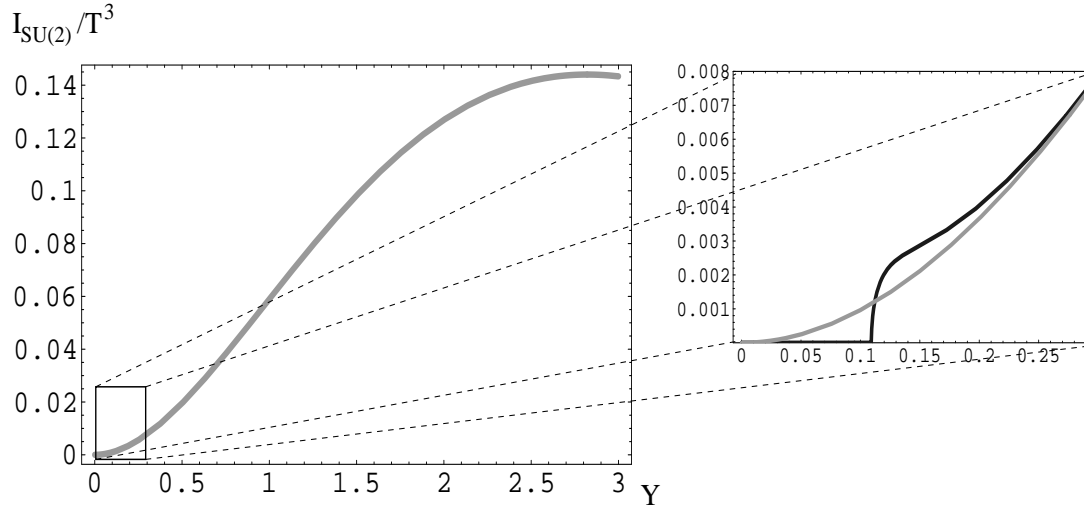


Figure 3: Dimensionless black-body spectral power  $\frac{I_{SU(2)}}{T^3}$  as a function of the dimensionless frequency  $Y = \frac{\hbar \omega}{T}$ . The black curve in the magnified region depicts the modification of the spectrum as compared to  $\frac{I_U(1)}{T^3}$  (grey curve) for  $T = 10$  K.

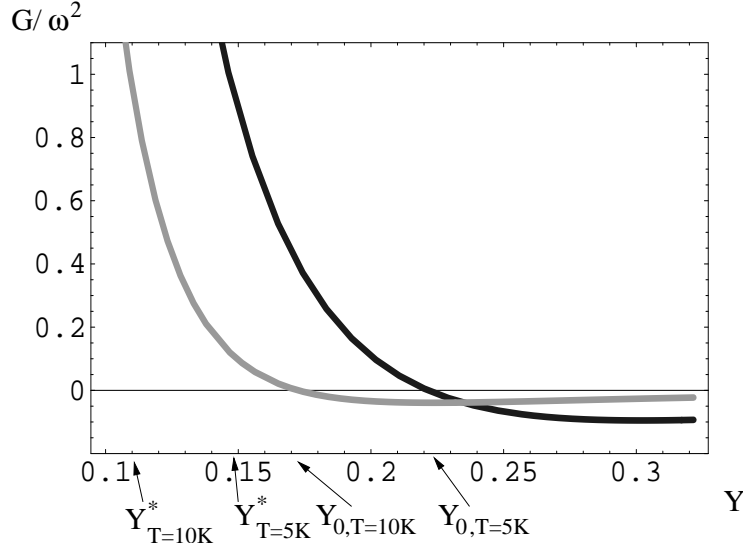


Figure 4:  $\frac{G}{\omega^2}$  as a function of  $Y = \frac{1}{T}$  for  $T = 5$  K (black curve) and  $T = 10$  K (grey curve).

Let us now investigate how reliable the approximation  $\frac{G}{\omega^2} \approx \frac{1}{T}$  is when evaluating the function  $G$ . In Fig.4 a plot of  $\frac{G}{\omega^2}$  is shown as a function of  $Y = \frac{1}{T}$  for  $T = 5$  K (black curve) and for  $T = 10$  K (grey curve) in the vicinity of  $G$ 's zero  $Y_0$ . To the right of  $Y_0$  the condition  $\frac{G}{\omega^2} \approx \frac{1}{T}$  is well satisfied for  $\frac{G}{\omega^2} \approx \frac{1}{T}$  to the left of  $Y_0$  this continues to be a reasonable approximation almost down to  $Y = \frac{1}{T}$  because of the large negative slope of the function  $\frac{G}{\omega^2}$ : Although our approximation is doomed to break down at  $Y = \frac{1}{T}$  it is still valid for values of  $Y$  slightly above  $Y_0$  where the tendency towards large  $G$  is seen. For an experiment to detect the reshaping of spectral power as indicated in Fig.3 the spectrometer must not be further away from the aperture of the LTBB than  $G^{-1/2}$ .

Let us now discuss how sensitive the measurement of the LTBB spectral intensity  $I_{SU(2)}(\omega)$  needs to be in order to detect the spectral gap setting in at  $\omega_0$ . A useful criterion is determined by the ratio  $R(Y)$  of  $I_{U(1)}(\omega)$  and  $I_{U(1)}(\omega_{max})$  where  $\omega_{max} = 2.32/T$  (in natural units) is the position of the maximum of  $I_{U(1)}$ :

$$R(Y) = \frac{I_{U(1)}(\omega)}{I_{U(1)}(\omega_{max})} = \frac{1}{1.42144} \frac{(Y)^3}{\exp(Y) - 1} : \quad (6)$$

For  $T = 80$  K, which was experimentally realized in [24], we have  $R(Y = 0.0285) = 5 \cdot 10^{-4}$ . To achieve such a high precision is a challenging task. To the best of the authors knowledge only the overall and not the spectral intensity of the LTBB was measured in [24]. For  $T = 5$  K one has  $R(Y = 0.14) = 1.3 \cdot 10^{-2}$ . Thus at very low temperatures the precision required to detect the spectral gap is within the 1% - range. It is, however, experimentally challenging to cool the LTBB down to these low temperatures. To the best of the authors knowledge a precision measurement of the spectral power in the low-frequency regime of a LTBB at  $T = 5$  - 10 K has not yet been performed. We know, however, that such an experiment is well feasible

[25]: It will represent an important and inexpensive (on particle-physics scales) test of the postulate  $SU(2)_{CMB} \stackrel{\text{today}}{=} U(1)_Y$ .

### 3 Stability of dilute and cold hydrogen clouds in the outer galaxy

In [7, 26] the existence of a large (up to 2 kpc), old (estimated age  $\sim 50$  million years), cold (mean brightness temperature  $T_B \sim 20$  K with cold regions of  $T_B \sim 5$ – $10$  K), dilute (number density:  $\sim 1.5 \times 10^3$ ) and massive ( $1.9 \times 10^7$  solar masses) intergalactic cloud (GSH 139-03-69) of atomic hydrogen (H I) forming an arc-like structure in between spiral arms was reported. In [27] and references therein smaller structures of this type were identified. These are puzzling results which do not fit into the dominant model for the interstellar medium [26]. Moreover, considering the typical time scale for the formation of  $H_2$  molecules out of H I of about  $10^6$  yr [27] at these low temperatures and low densities clashes with the inferred age of the structure observed in [7].

To the best of our knowledge there is no standard explanation for the existence and the stability of such structures. We wish to propose a scenario possibly explaining the stability based on  $SU(2)_{CMB}$ . Namely, at temperatures  $T_B \sim 5$ – $10$  K, corresponding to  $T_B \sim 2 \times 10^{-4}$  eV, the function  $G$  for photons with momenta ranging between  $p_j \sim 0.15 T_B > p_c > p_{low}$  is such that it strongly suppresses their propagation, see Figs. 2. We mention in passing only that  $p_{low} < 0.01 T_B$  depends rather strongly on temperature [11].

Incidentally, the regime for the wavelength  $\lambda_c$  associated with  $p_c$  is comparable to the interatomic distance  $\sim 1$  cm in GSH 139-03-69: At  $T = 5$  K we have  $\lambda = 1.95$  cm  $\lambda_c = 19.87$  cm  $= \lambda_{low}$ , at  $T = 10$  K we have  $\lambda = 1.31$  cm  $\lambda_c = 2.06$  cm  $= \lambda_{low}$ . Thus the photons mediating the dipole interaction between H I particles practically do not propagate: the dipole force at these distances appears to be switched off. As a consequence,  $H_2$  molecules are prevented from forming at the temperatures and densities which are typical for GSH 139-03-69.

The astrophysical origin of the structure GSH 139-03-69 appears to be a mystery. The point we are able to make here is that once such a cloud of H I particles has formed it likely remains in this state for a long period of time.

### 4 Implications for the Standard Model and Conclusions

We will now argue that if  $SU(2)_{CMB}$  is, indeed, realized in Nature then the SM's Higgs mechanism for electroweak symmetry-breaking is not. The key is to work out the consequences of  $SU(2)_{CMB}$  for Big-Bang nucleosynthesis. The SM predicts that

within this cosmological epoch the number of relativistic degrees of freedom  $g$  is given as

$$g = 5.5 + \frac{7}{4}N \quad (7)$$

where  $1.8 \leq N \leq 4.5$  [8]. This prediction relies on the following consideration: the neutron to proton fraction  $n/p$  at freeze-out is given as  $n/p = \exp[-Q/T_{\text{fr}}]$  [16] where  $Q = 1.293 \text{ MeV}$  is the neutron-proton mass difference, and one has

$$T_{\text{fr}} = \frac{g G_N}{G_F^4}^{1/6} \quad (8)$$

In Eq. (8)  $G_N$  denotes Newton's constant, and

$$G_F = \frac{g_w}{2m_W^2} = 1.17 \times 10^{-5} \text{ GeV}^{-2} \quad (9)$$

is the Fermi coupling at zero temperature. To use the zero-temperature value of  $G_F$  at  $T_{\text{fr}} = 1 \text{ MeV}$ , as it is done in Eq. (8), is justified by the large 'electroweak scale'  $v = 247 \text{ GeV}$  in the SM: the vacuum expectation of the Higgs field. Invoking  $SU(2)_{\text{CMB}}$  yields additional six relativistic degrees of freedom ( $V$  with three polarizations each) at  $T_{\text{fr}} = 1 \text{ MeV}$ : a result which clearly exceeds the above cited upper bound for  $N$ . To save  $T_{\text{fr}} = 1 \text{ MeV}$ , which is rather reliably extracted from the primordial  $^4\text{He}$  abundance  $Y_p = 0.25$  and the subsequent determination of  $n/p = 1/6$  [8], one needs to prescribe a larger value of  $G_F$  at  $T_{\text{fr}} = 1 \text{ MeV}$  according to Eq. (8). This is expected when the weak interactions are based on a higgsless  $SU(2)$  gauge theory of Yang-Mills scale  $\sim 0.5 \text{ MeV}$ , see the discussion in [10].

The prime physical system, for which our results are relevant, is the cosmic microwave background. Namely, at small redshift ( $z < 20$ ) the screening effects of intermediate  $V$  bosons have the potential to explain the large-angle anomalies in the power spectra as they were reported in [8].

For all the above reasons the importance of an experimental check of the postulate  $SU(2)_{\text{CMB}} \stackrel{\text{today}}{=} U(1)_Y$  involving the low-temperature, low-frequency regimes in black-body spectra is evident.

## Acknowledgments

One of us (F.G.) would like to acknowledge financial support by G.S.I.

## References

- [1] Maxwell, J. C. Treatise on Electricity and Magnetism. 3<sup>rd</sup> edition, 2 vols. (reprint by Dover, New York, 1954).



- [2] Einstein, A. Zur Elektrodynamik bewegter Körper. *Annalen Phys.* 17, 891–921 (1905).
- [3] Tomonaga, S. On a Relativistically Invariant Formulation of the Quantum Theory of Wave Fields. *Prog. Theoret. Phys.* 1, 27–42 (1946).
- [4] Schwinger, J. S. Quantum Electrodynamics. I A covariant formulation. *Phys. Rev.* 74, 1439–1461 (1948).
- [5] Feynman, R. P. Space-time approach to Quantum Electrodynamics. *Phys. Rev.* 76, 769–789 (1949).
- [6] Hofmann, R. Nonperturbative approach to Yang-Mills thermodynamics. *Int. J. Mod. Phys. A* 20, 4123–4216 (2005).
- [7] Kneep, L. B. G. & Brunt, C. M. A massive cloud of cold atomic hydrogen in the outer Galaxy. *Nature* 412, 308–310 (2001).
- [8] Page, L. et al. First year Wilkinson Microwave Anisotropy probe: Interpretation of the TT and TE angular power spectrum peaks. *Astrophys. J. Suppl.* 148, 233–241 (2003).
- [9] Hofmann, R. SU(2) CMB, the nature of light and accelerated cosmological expansion. *PoS JHW 2005 021* (2006) [hep-ph/0508176].
- [10] Giacosa, F., & Hofmann, R. A Planck-scale axion and SU(2) Yang-Mills dynamics: present acceleration and the fate of the photon. *hep-th/0512184*.
- [11] Schwarz, M., Hofmann, R., & Giacosa, F. Radiative corrections to the pressure and the one-loop polarization tensor of massless modes in SU(2) Yang-Mills thermodynamics. *hep-th/0603078*.
- [12] Politzer, H. D. Reliable perturbative results for strong interactions? *Phys. Rev. Lett.* 30, 1346–1349 (1973).
- [13] Gross, D. J. & Wilczek, F. Ultraviolet behavior of nonabelian gauge theories. *Phys. Rev. Lett.* 30, 1343–1346 (1973).
- [14] Harrington, B. J. & Shepard, H. K. Periodic euclidean solutions and the finite temperature Yang-Mills gas. *Phys. Rev. D* 17, 2122–2115 (1978).
- [15] Nahm, W. Selfdual monopoles and calorons. *Lect. Notes in Physics.* 201, eds. G. Denaro, et al. (1984) p. 189.
- [16] Lee, K.-M. & Lu, C.-H. SU(2) calorons and magnetic monopoles. *Phys. Rev. D* 58, 025011–1–025011–7 (1998).

- [17] Kraan, T. C. & van Baal, P. Periodic instantons with nontrivial holonomy. Nucl. Phys. B 533, 627–659 (1998).
- [18] Kraan, T. C. & van Baal, P. Monopole constituents inside  $SU(N)$  calbrons. Phys. Lett. B 435, 389–395 (1998).
- [19] Diakonov, D., Gromov, N., Petrov, V., & Slizovskiy, S. Quantum weights of dyons and of instantons with nontrivial holonomy. Phys. Rev. D 70, 036003–1–036003–29 (2004)
- [20] Herbst, U. & Hofmann, R. Asymptotic freedom and compositeness. hep-th/0411214 (submitted to Nucl. Phys. B).
- [21] Herbst, U., Hofmann, R. & Rohrer, J.,  $SU(2)$  Yang-Mills Thermodynamics: two-loop corrections to the pressure. Acta Phys. Pol. B 36, 881–904 (2005).
- [22] Landau, L. D. & Ginzburg, V. L. On the theory of superconductivity. Zh. Eksp. Teor. Fiz. 20, 1064–1082 (1950).
- [23] Abrikosov, A. A. On the magnetic properties of superconductors of the second group. Sov. Phys. JETP 5, 1174–1182 (1957).
- [24] Morozova, S. P., Lisiansky, B. E., Morozov, P. A., Sapritsky, V. I. Low Temperature Black Body for Temperatures from 80 K to 300 K. Metrologia 30, 369–370 (1993).
- [25] Sapritsky, V. I. Private communication (2006).
- [26] Dickey, J. M. Dark arc casts a long shadow. Nature 412, 282–283 (2001).
- [27] Kavars, D. W., Dickey, J. M., McClure-Griths, N. M., Gaensler, B. M., & Green, A. J. Missing link clouds in the Southern Galactic Plane Survey. Astrophys. J. 626, 887–889 (2005).
- [28] Fields, B. D., Darkar, S. Big-Bang Nucleosynthesis in Eideman, S. et al. Particle Data Group: Reviews, Tables, and Plots. Phys. Lett. B 592, 202–205 (2004).