

Susceptibilities and speed of sound from PNJL model

Sanjay K. Ghosh* and Tamal K. Mukherjee†

Department of Physics, Bose Institute, 93/1, A.P.C. Road, Kolkata 700 009, India.

Munshi G. Mustafa‡ and Rajarshi Ray§

Theory Division, Saha Institute of Nuclear Physics, 1/AF, Bidhannagar, Kolkata 700 064, India.

We present the Taylor expansion coefficients of the pressure in quark number chemical potential $\mu_0 = \mu_B/3 = \mu_u = \mu_d$, for the strongly interacting matter as described by the PNJL model for two light degenerate flavours of quarks u and d . The expansion has been done upto eighth order in μ_0 , and the results are consistent with recent estimates from Lattice. We have further obtained the specific heat C_V , squared speed of sound v_s^2 and the conformal measure \mathcal{C} .

PACS numbers: 12.38.Aw, 12.38.Mh, 12.39.-x

SINP/TNP/06-04

I. INTRODUCTION

Strongly interacting matter at non-zero baryon density and high temperature is a subject of great interest for a wide spectrum of physicists. A deep understanding of the different facets of strongly interacting matter, especially, the physics of colour deconfinement might help us to get a better picture of various astrophysical and cosmological phenomenon. Huge accelerators have been built at CERN, Geneva [1] and at RHIC, Brookhaven [2] to collide beams of heavy nuclei at relativistic energies to recreate the matter in such extreme conditions. The focus of the heavy-ion physics program is to study and understand properties like the emergence of macroscopic collective phenomenon and their role on the evolution of a strongly interacting system. The analysis of data so obtained requires a proper understanding of Quantum Chromodynamics, the theory of strong interactions. The thermodynamic properties are obtained from the QCD equation of state (EOS) and various transport coefficients.

The weak coupling expansion of the free energy within perturbative QCD (pQCD), is presently known [3] to order $\alpha_s^{5/2}$ or g^5 . However, in spite of the higher order, the series show a deceptively poor convergence except for coupling constants as low as $\alpha_s < 0.05$, corresponding to temperature as high as $10^5 T_c$.

There has been significant recent activity to improve on this convergence by Hard Thermal Loop (HTL) resummation schemes [4] which give a description of the plasma in terms of weakly interacting hard and soft quasi-particles [5, 6, 7]. The former are massive excitations with masses $m_D \sim gT$, while latter are either on-shell collective excitations or virtual quanta exchange in the interactions between hard particles. In contrast to ordinary perturbation theory, the HTL and its next-to-leading order approximations are well controlled in the regime above $5T_c$, which is however, much higher than the temperature range in present day heavy-ion collisions. In addition the different approaches within the same general framework of HTL approximations lead to different predictions [8, 9, 10, 11, 12, 13, 14], and cannot be made fully systematic when applied to thermodynamics. At the same time, this approach lacks a reliable and comprehensive description below $5T_c$ due to their stronger sensitivity to non-perturbative collective phenomena.

There is also a non-perturbative first principle method to compute the contribution of the soft fields to the thermodynamics. At high temperatures the hard modes get large temperature dependent masses, which are then integrated out leaving a three-dimensional effective theory. This method is known as dimensional reduction [15, 16, 17]. However, as expected, this method is not well-suited for lower temperature and the susceptibilities calculated from these method [18] do not agree with those of Lattice QCD computations below $\sim 2T_c$.

Exploring the qualitative features of strongly interacting matter and making quantitative predictions of its properties from first principles is the central goal of numerical studies of equilibrium thermodynamics of QCD within the framework of Lattice regularization. Over the years this formulation has given us a wealth of information (for a review see Ref.[19]). It has now been established that there is only a crossover of normal hadronic matter to a state of deconfined quarks and gluons at temperature $T_c \sim 200$ MeV. At this temperature, deconfinement of *color* charge and restoration of chiral symmetry is found to occur simultaneously. Moreover, the equation of state, various

*Electronic address: sanjay@bosemain.boseinst.ac.in

†Electronic address: tamal@bosemain.boseinst.ac.in

‡Electronic address: munshigolam.mustafa@saha.ac.in

§Electronic address: rajarshi.ray@saha.ac.in

susceptibilities and transport coefficients have been obtained. To perform Lattice QCD computations at non-zero chemical potential however is still a non-trivial task due to the complex fermion determinant. Recently though, there have been various new developments to tackle this problem for small chemical potentials [20, 21, 22, 23, 24, 25, 26].

Generally the QCD inspired phenomenological models are much easier to handle compared to Lattice or the perturbative QCD calculations. But in all these models despite their simplicity, the absence of a proper order parameter for deconfinement transition adds to the uncertainties inherent in such studies and hence reduces the predictive power of such models.

The thermal average of the Polyakov loop can be considered to be the order parameter for deconfinement transition [27]. Hence a judicious use of the Polyakov loop in effective models may prove to be of great advantage. Some important developments have taken place in obtaining effective theories for Polyakov loop from that of the temporal background gauge field [28, 29]. It is expected that such an effective theory for the Polyakov loop should work at least near the phase transition where long distance physics become important. More recently, the parameters in these effective theories have been fixed [30, 31] using the Lattice data. These Polyakov loop models have been applied in the context of cosmology [32].

For non-zero chemical potential there are various QCD inspired models which indicate (see e.g. Refs.[33, 34, 35, 36, 37]) that at low temperatures there is a possibility of first order phase transition for a large baryon chemical potential μ_{B_c} . This μ_{B_c} is supposed to decrease with increasing temperature. Thus there is a first order phase transition line starting from $(T = 0, \mu_B = \mu_{B_c})$ on the μ_B axis in the (T, μ_B) phase diagram which steadily bends towards the $(T = T_c, \mu_B = 0)$ point and may actually terminate at a critical end point (CEP) characterized by $(T = T_E, \mu_B = \mu_{B_E})$, which can be detected via enhanced critical fluctuations in heavy-ion reactions [38]. The location of this CEP has become a topic of major importance in effective model studies (see e.g. Ref.[39]) and Lattice QCD [20, 25, 26].

Thus the broad picture of QCD thermodynamics is becoming more transparent with the combination of research in the areas of perturbative QCD, effective models and Lattice computations. In this paper we study some of the thermodynamic properties of strongly interacting matter using the Polyakov loop + Nambu-Jona-Lasinio (PNJL) model [40]. The motivation behind the PNJL model is to couple the chiral and deconfinement order parameters inside a single framework. Here we shall first compute the EOS and the quark number susceptibilities. Susceptibilities in general, are related to fluctuations via the fluctuation-dissipation theorem. The difference in fluctuations of various conserved quantities like baryon number, electric charge etc. in the hadronic and deconfined phases is supposed to signal the phase transition between these two phases in heavy-ion reactions [41]. Measurements of these fluctuations have taken a central place in the heavy-ion collisions [42]. Recently, computations on the Lattice have obtained many of these susceptibilities at zero chemical potential [25, 26], and our first aim would be to compare the corresponding quantities extracted from the PNJL model. As we shall show here that the agreement of the values obtained from the PNJL model is quite satisfactory with the Lattice data.

This gives us confidence to study other quantities of interest. We evaluate the specific heat C_V , which is related to the event-by-event temperature fluctuations [43], and mean transverse momentum fluctuations [44] in heavy-ion reactions. These fluctuations should show a diverging behaviour near the CEP. We then obtain the speed of sound (basically its square, v_s^2), which determines the flow properties in heavy-ion reactions [45, 46, 47, 48]. Using the proper hydrodynamic equations including the speed of sound it is possible to analyze the rapidity distribution of secondary particles in collision experiments [49]. Finally we obtain the conformal measure $\mathcal{C} = \Delta/\epsilon$, where $\Delta = \epsilon - 3P$ is the interaction measure and ϵ and P are respectively the energy density and pressure of strongly interacting matter. As has been pointed out in [50, 51], the conformal measure seems to be emerging as an important measure to draw similarities between long distance physics of QCD and conformal field theory, with results coming from both the areas of AdS/CFT correspondence [52], RHIC data [53] and Lattice computations [54].

The plan of the paper is as follows. In section 2, we discuss the PNJL model briefly. In section 3, we present the formalisms. The EOS has been obtained from the Lagrangian of PNJL model in mean-field approximation. The Taylor expansion coefficients of pressure with respect to the quark number chemical potential μ_0 , is written down. We also present the various formulae for C_V , v_s and \mathcal{C} . In section 4, we present our results and comparisons with Lattice data. Finally we conclude with a discussion in section 5.

II. PNJL MODEL

The PNJL model was first introduced in Ref.[40] to couple the Nambu-Jona-Lasinio (NJL) model [55] (see Ref.[56] for most recent developments), with the Polyakov loop. Recently, this has been extended in Refs.[57, 58] to include the Polyakov loop effective potential [28, 29, 30, 31]. While the NJL part is supposed to give the correct chiral properties, the Polyakov loop part should simulate the deconfinement physics. Indeed such a synthesis worked well to firstly confirm the "coincidence" of onset of chiral restoration and deconfinement as observed in Lattice simulations (see

discussions in Ref.[59]) in the PNJL model [57]. Secondly, the pressure, scaled pressure difference, number density and the interaction measure were computed in Ref.[58] for two quark flavours, and all the quantities compared well with the lattice data. This model is supposed to work upto an upper limit of temperature, because here the gluon physics is contained only in a static background field that comes in the Polyakov loop. However, transverse degrees of freedom will be important for $T > 2.5T_c$ [60].

For the details of the PNJL model parameterization, the reader is referred to Ref.[58]. Our starting point is the thermodynamic potential per unit volume given by,

$$\begin{aligned} \Omega = & \mathcal{U}(\Phi, \bar{\Phi}, T) + \frac{\sigma^2}{2G} + 2N_f T \int \frac{d^3p}{(2\pi)^3} \left\{ \ln \left[1 + 3 \left(\Phi + \bar{\Phi} e^{-(E_p - \mu_0)/T} \right) e^{-(E_p - \mu_B)/T} + e^{-3(E_p - \mu_0)/T} \right] \right. \\ & \left. + \ln \left[1 + 3 \left(\bar{\Phi} + \Phi e^{-(E_p + \mu_0)/T} \right) e^{-(E_p + \mu_0)/T} + e^{-3(E_p + \mu_0)/T} \right] \right\} - 6N_f \int \frac{d^3p}{(2\pi)^3} E_p \theta(\Lambda^2 - \vec{p}^2) \quad . \end{aligned} \quad (1)$$

Here, $\mathcal{U}(\Phi, \bar{\Phi}, T)$ is the effective potential for the traced Polyakov loop Φ and its conjugate $\bar{\Phi}$, and T is the temperature. The functional form of the potential is,

$$\frac{\mathcal{U}(\Phi, \bar{\Phi}, T)}{T^4} = -\frac{b_2(T)}{2} \bar{\Phi} \Phi - \frac{b_3}{6} (\Phi^3 + \bar{\Phi}^3) + \frac{b_4}{4} (\bar{\Phi} \Phi)^2 \quad , \quad (2)$$

with

$$b_2(T) = a_0 + a_1 \left(\frac{T_0}{T} \right) + a_2 \left(\frac{T_0}{T} \right)^2 + a_3 \left(\frac{T_0}{T} \right)^3 \quad . \quad (3)$$

The coefficients a_i and b_i were fitted from Lattice data of pure gauge theory. The parameter T_0 is precisely the transition temperature for this theory, and as indicated by Lattice data its value was chosen to be 270 MeV [61, 62, 63]. With the coupling to NJL model the transition doesn't remain first order. In this case from the peak in $d\Phi/dT$ the transition (or crossover) temperature T_c comes around 230 MeV. The authors in Ref.[58] then reduce the T_0 to 190 MeV such that the T_c becomes about 180 MeV, commensurate with Lattice data with two flavours of dynamical fermions [64]. However, we shall keep using $T_0 = 270$ MeV, since for $T_0 = 190$ MeV, there is about 25 MeV shift in the chiral and deconfinement transitions with all other model parameters remaining fixed, as compared to less than 5 MeV shift for $T_0 = 270$ MeV. We have checked that for both the values of T_0 , the susceptibilities we measure, when plotted against T/T_c show very little dependence on T_0 .

The other notations in (1) are as follows. σ is the auxiliary field introduced via bosonization techniques in the PNJL Lagrangian. $\langle \sigma \rangle = G \langle \bar{\psi} \psi \rangle$ is the chiral condensate. G is the effective coupling strength of a local, chiral symmetric four-point interaction. N_f denotes number of flavours. $E_p = \sqrt{\vec{p}^2 + m^2}$, where $m = m_0 - \langle \sigma \rangle = m_0 - G \langle \bar{\psi} \psi \rangle$, with $m_0 = m_u = m_d$ being the value of current quark mass. Λ is the 3-momentum cutoff in the NJL model. μ_0 is the quark number chemical potential.

Given the thermodynamic potential, our job is to minimize it with respect to the fields σ , Φ and $\bar{\Phi}$, and calculate the necessary quantities with the values of the fields so obtained.

III. FORMALISM

Here we give the details of the methods by which we have obtained the various thermodynamic quantities from the PNJL model.

A. Taylor expansion of Pressure

The pressure as a function of temperature T and baryon chemical potential μ_0 is given by,

$$P(T, \mu_0) = -\Omega(T, \mu_0) \quad . \quad (4)$$

The first derivative of pressure with respect to μ_0 gives the quark number density. The second derivative is the quark number susceptibility (QNS), which should show a power law divergence close to the CEP. On the Lattice

where direct simulation for non-zero μ_0 is not possible, the QNS and higher order derivatives (HODs) computed at $\mu_0 = 0$ are used as Taylor expansion coefficients to extract chemical potential dependence of pressure. In fact the convergence of such an expansion has been tested with the HODs to obtain the CEP. At this point we should mention that in the present model the isospin chemical potential μ_I has not been included, which will be necessary to study the isospin asymmetric QCD matter. Also, the presence of diquark physics needs to be incorporated in the model to have a complete study of PNJL model for large μ_0 .

So, given Ω as in the PNJL model we first solve numerically for σ , Φ and $\bar{\Phi}$ using the following set of equations,

$$\frac{\partial \Omega}{\partial \sigma} = 0, \quad \frac{\partial \Omega}{\partial \Phi} = 0, \quad \frac{\partial \Omega}{\partial \bar{\Phi}} = 0. \quad (5)$$

The values of the fields so obtained can then be used to evaluate all the thermodynamic quantities in mean-field approximation. To obtain the transition point we need to look at the behaviour of the temperature derivatives of the fields. The method used here to obtain the quantities $\partial \Phi / \partial T$ and $\partial \sigma / \partial T$ is as follows. First we numerically solve Eqn. (5) for each value of temperature T for $\mu_0 = 0$. The temperature difference between consecutive data is 0.1 MeV. Then we obtain the slope of the $(T, \Phi(T))$ and the $(T, \sigma(T))$ curves. However, instead of using the difference method of extracting the slope, we do a fit to a Taylor expansion of the fields as a function of T , around the point where the slopes of the fields are required. We used a quadratic fitting function and the range of the fits were chosen with the minima of χ^2 . The first order coefficient then gives us the required slope. We did the analysis more carefully near the transition where the slopes were obtained for every 1 MeV difference. Our results are identical to that obtained in Ref.[58].

The field values obtain from Eqn.(5) are then put back into Ω to obtain pressure from (4). We can then expand the scaled pressure as,

$$\frac{P(T, \mu_0)}{T^4} = \sum_{n=0}^{\infty} c_n(T) \left(\frac{\mu_0}{T} \right)^n, \quad (6)$$

where,

$$c_n(T) = \frac{1}{n!} \frac{\partial^n (P(T, \mu_0)/T^4)}{\partial (\frac{\mu_0}{T})^n}. \quad (7)$$

We shall use the expansion around $\mu_0 = 0$. In this expansion, the odd terms vanish due to CP symmetry. We extract the expansion coefficients upto eight order. This has been motivated by the fact that on the Lattice the most recent results are also obtained upto this order.

The quark number susceptibility (QNS) and all other higher order derivatives (HODs) are obtained by first obtaining the pressure as a function of μ_0 for each value of T , and then fitting to a polynomial function. We have chosen an eight order polynomial in μ_0 with even terms only (the odd terms should be zero due to CP symmetry). In this case the maximum range of μ_0 was chosen to be 200 MeV. However near T_c the χ^2 varies rapidly with the variation of range of μ_0 over which the fit was done, and the actual range was again chosen from minima of χ^2 . The data points were spaced by 0.1 MeV.

B. C_V , v_s^2 and \mathcal{C}

Given the thermodynamic potential Ω , the energy density ϵ is obtained from the relation,

$$\epsilon = -T^2 \left. \frac{\partial(\Omega/T)}{\partial T} \right|_V = -T \left. \frac{\partial \Omega}{\partial T} \right|_V + \Omega. \quad (8)$$

The rate of change of energy density ϵ with temperature at constant volume is the specific heat C_V which is given as,

$$C_V = \left. \frac{\partial \epsilon}{\partial T} \right|_V = -T \left. \frac{\partial^2 \Omega}{\partial T^2} \right|_V. \quad (9)$$

For a continuous phase transition one expects a divergence in C_V , which, as discussed earlier, will translate into highly enhanced transverse momentum fluctuations or highly suppressed temperature fluctuations if the dynamics in relativistic heavy-ion collisions is such that the system passes close to the CEP.

The square of velocity of sound at constant entropy S is given by,

$$v_s^2 = \left. \frac{\partial P}{\partial \epsilon} \right|_S = \left. \frac{\partial P}{\partial T} \right|_V \bigg/ \left. \frac{\partial \epsilon}{\partial T} \right|_V = \left. \frac{\partial \Omega}{\partial T} \right|_V \bigg/ T \left. \frac{\partial^2 \Omega}{\partial T^2} \right|_V . \quad (10)$$

Since the denominator is nothing but the C_V , a divergence in specific heat would mean the velocity of sound going to zero at the CEP.

The conformal measure \mathcal{C} is given by,

$$\mathcal{C} = \frac{\Delta}{\epsilon} = \frac{\epsilon - 3P}{\epsilon} \simeq 1 - 3v_s^2 . \quad (11)$$

Thus, a minima in the velocity of sound as expected near a phase transition or crossover may translate to a maxima of \mathcal{C} . Considering the last relation we see that at asymptotic temperatures where the v_s^2 goes to the ideal gas value of $1/3$, the conformal measure should go to the conformal limit $\mathcal{C} = 0$.

Given the relations (9), (10) and (11) we perform the same exercise of obtaining the $\Omega(T, \mu_0 = 0)$ from the PNJL model. We then obtain the Taylor expansion coefficient of $\Omega(T, \mu_0 = 0)$ around the temperatures at which we wish to obtain the values of C_V , v_s^2 and \mathcal{C} . The expansion is done upto second order and fitted with the numerical values. Again the range was taken as small as possible with the minimum of χ^2 criterion. From the first and second coefficients of this expansion we obtain $\partial\Omega/\partial T$ and $\partial^2\Omega/\partial T^2$. These are then put into the corresponding expressions for the thermodynamic quantities.

IV. RESULTS

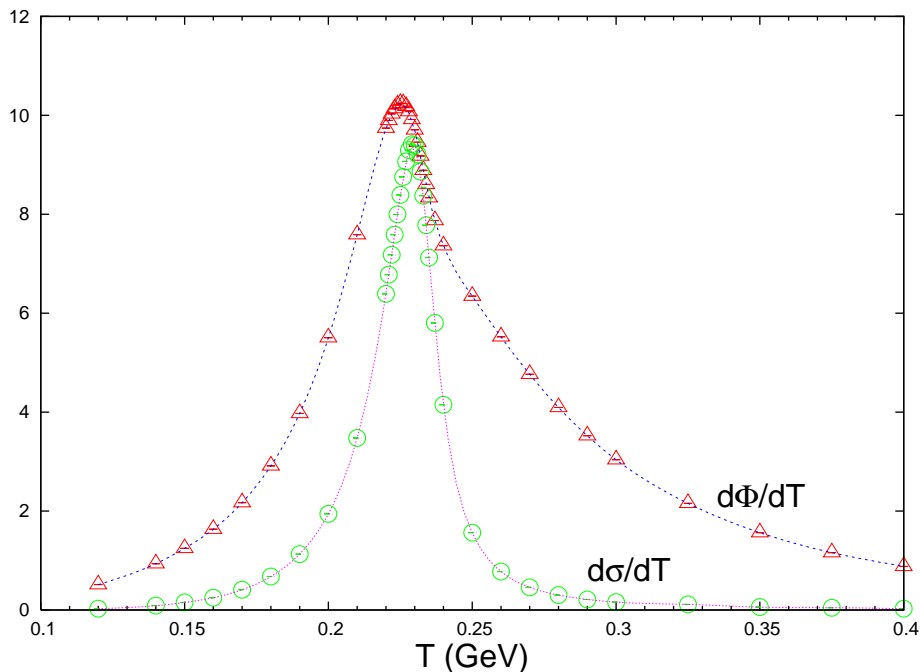


FIG. 1: $\partial\Phi/\partial T$ and $\partial\sigma/\partial T$ as a function of temperature T (GeV) (also obtained in [58] Fig.4b). The symbols show the data, the lines are spline fitting.

As mentioned earlier we use the parameterization of the PNJL model as given in Ref.[58]. For $\mu_0 = 0$, the transition is quite sharp at $T_{chiral} \simeq 229$ MeV and $T_{deconfinement} \simeq 225$ MeV. This is shown in Fig.1. For our subsequent results

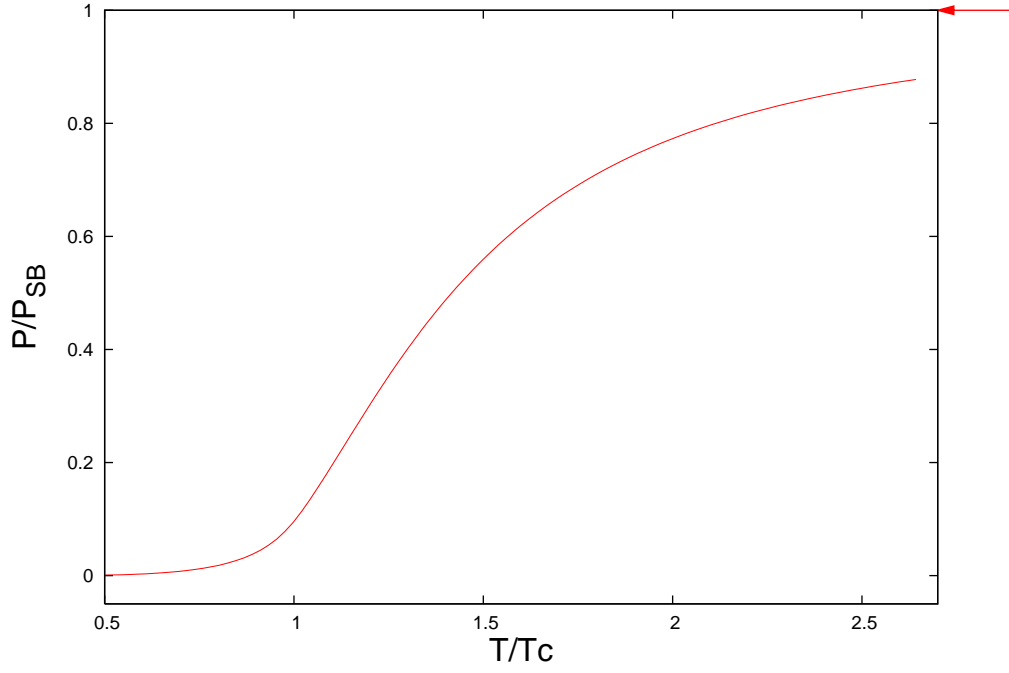


FIG. 2: Pressure scaled with Stefan-Boltzmann pressure as function of temperature for $\mu_0 = 0$ from PNJL model. Arrow on the right indicates ideal gas value.

we shall present the quantities as a function of temperature in units of a cross-over temperature which is taken to be $T_c = 227$ MeV. In view of the limitations of the model at high temperatures as mentioned earlier, we obtain results for thermodynamic quantities upto about $2.5T_c$.

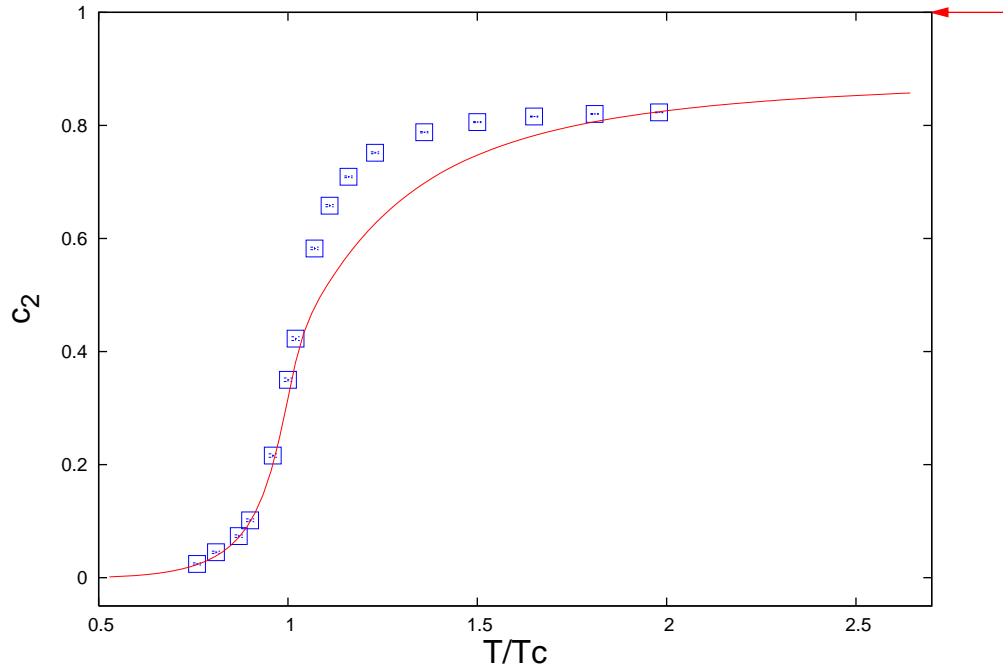


FIG. 3: The QNS as a function of T/T_c . Arrow on the right indicates ideal gas value.

We now present the pressure and its derivatives with respect to μ_0 at $\mu_0 = 0$. Fig.2 displays the pressure scaled with that of Stefan-Boltzmann (SB) gas (P/P_{SB}) as a function of T/T_c . Upto $2.5T_c$ the pressure grows from almost zero

at low temperatures to about 90% of its ideal gas value. This is a bit high when compared to continuum estimates on the Lattice [65], which is about 80% of P_{SB} . A comparison of our results with the PNJL result in Fig.7a of Ref.[58], shows a near perfect match, though $T_0 = 270$ MeV in our measurements compared to their value of $T_0 = 190$ MeV.

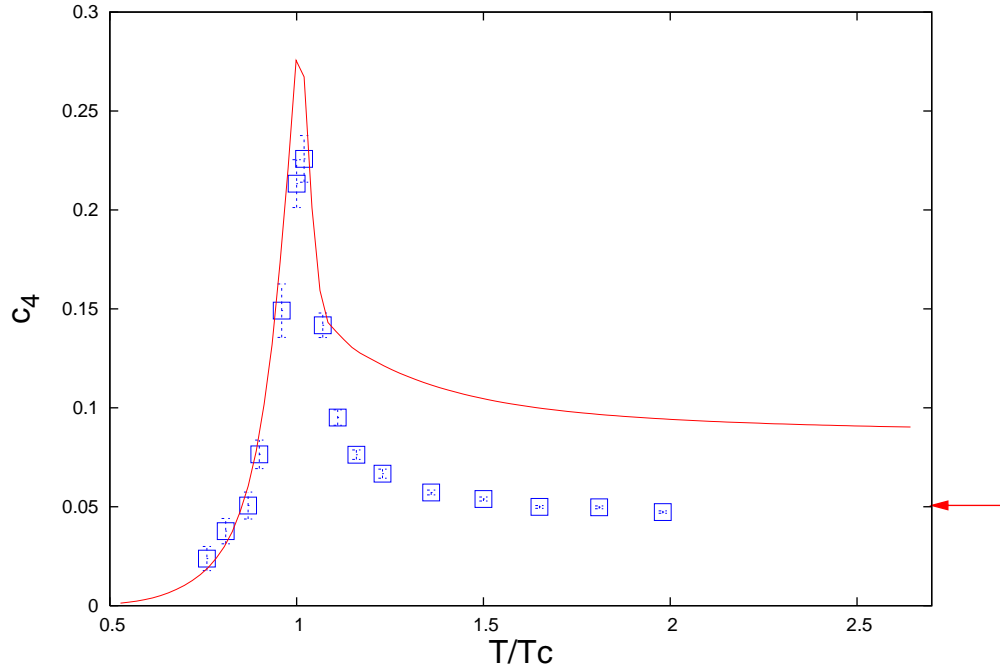


FIG. 4: The c_4 as function of T/T_c . The solid line is from PNJL model, Symbols are Lattice data [26]. Arrow on the right indicates ideal gas value.

Fig.3 shows the variation of the QNS c_2 with T/T_c . This shows an order parameter-like behaviour. Similar behaviour has been observed in another model study [66] using the Density Dependent Quark Mass (DDQM) model. The fourth order derivative c_4 , which can then be thought of as the "susceptibility" of c_2 shows a peak at $T = T_c$ (Fig.4). At higher temperatures the c_2 reaches almost 85 % of its ideal gas value, consistent with lattice data.

Near the transition temperature T_c , the effective model should work well and we observe that the structure of c_4 is quite consistent with present day Lattice data [25, 26]. In Fig.4 we have presented the comparison with Lattice data available in Table 3.2 of [26]. Just above T_c however, there is a significant difference between our results of c_4 and that of Ref.[26]. While the Lattice values converge to the SB limit, ours is almost double that value and shows only a weak convergence towards the SB limit. However, our results are consistent with the values of χ_{40} in Fig.3 in Ref.[25], though it has been argued [23] that these data would come down to the SB limit once a correct continuum limit is taken. Note that in the SB limit both c_2 and c_4 have only fermionic contributions. We expect that because the coupling strength is still large in this temperature regime it is unlikely that c_4 should go to the SB limit within $T < 2.5T_c$. Though it is possible that this overestimation is due to some model artifacts, we note here that the computations on the Lattice are done strictly at $\mu_0 = 0$. In fact the operators defined for the various derivatives are taken only with the explicit dependence of μ_0 in the fermion determinant. The back-reaction of μ_0 on the gauge fields may be important above T_c where the gauge degrees of freedom are dominant and the coupling is also large. To make a qualitative check of this effect in our calculations we switched off the μ_0 dependent part to solve for Φ and $\bar{\Phi}$, and then the c_4 really goes to the ideal gas limit. We also note that by doing this exercise the value of scaled pressure c_0 is decreased a little, while the c_2 goes above the Lattice values in contrast to the under-estimation shown in Fig.3.

The HODs c_6 and c_8 are plotted in Fig.5 and Fig.6 respectively. At high temperatures both of these HODs converge to zero. The structure near T_c is more interesting. Compared to other models the pattern of the HODs show much better resemblance to the Lattice results. The hadron resonance gas model describes the Lattice data well below T_c , but fails for $T > T_c$ [67]. The recently proposed [68] scenario of coloured bound states also compares the HODs from Lattice data. However, their comparison at the present state is still not completely satisfactory.

We now discuss the results for the other thermodynamic quantities that we have measured. First we consider the specific heat. As shown in Fig.7, C_V grows with increasing temperature and reaches a peak at T_c . Then it decreases sharply for a short range of temperature. Thereafter it shows a broad but shallow bump around $T = 270$ MeV and then gradually goes to a value little below the ideal gas value. Comparing with the recent lattice data for pure glue

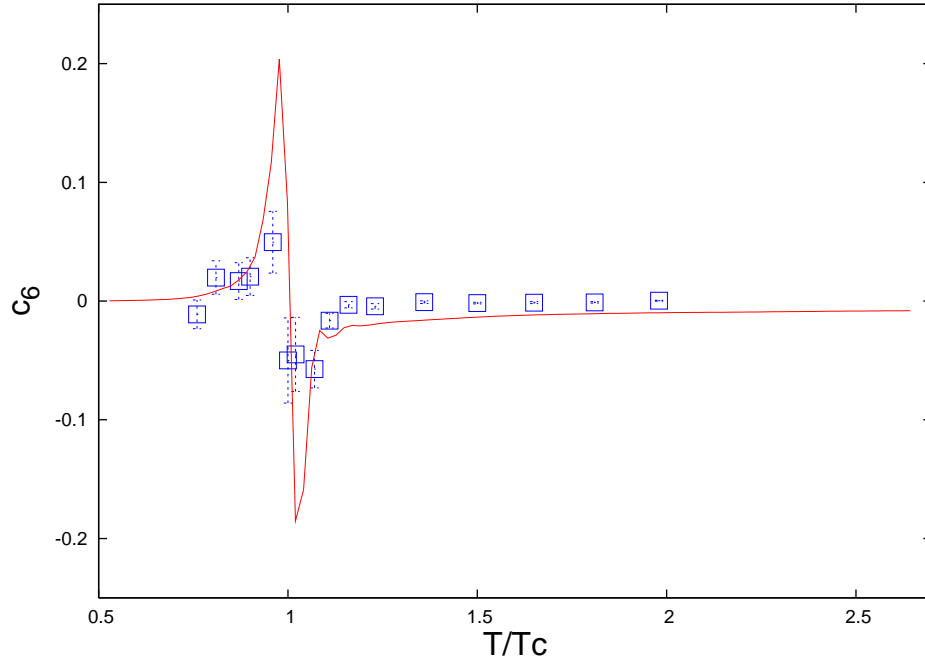


FIG. 5: The c_6 as function of T/T_c . The solid line is from PNJL model, Symbols are Lattice data [26].

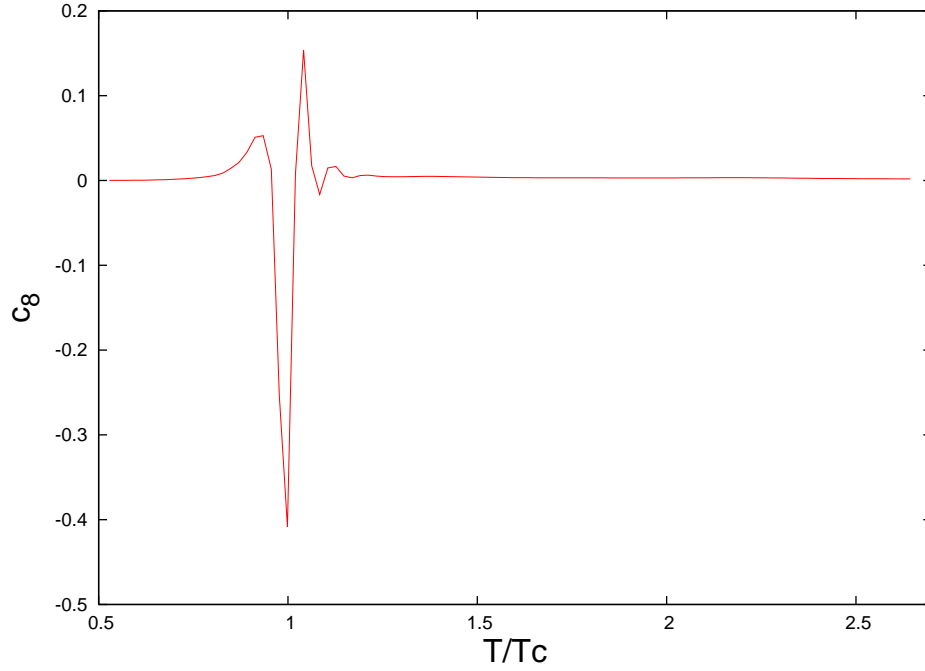


FIG. 6: The c_8 as function of T/T_c from PNJL model.

theory (Fig.3f, Ref.[51]), we see that the difference from the ideal gas value is far less in our case. For comparison, we have also plotted the values of $4\epsilon/T^4$, at which the specific heat is expected to coincide for a conformal gas. As is clear from the plot, the values almost coincide at the large temperatures but not as perfectly as in Ref.[51].

Let us now consider the speed of sound and the conformal measure. In view of the possible relation between the two as indicated in (11), we plot both these quantities together in Fig.8. As can be seen from the figure, the two quantities indeed behave in such a correlated manner. We note here that \mathcal{C} has been computed from the zeroth and first order coefficients of $\Omega(T, \mu_0 = 0)$, whereas the v_s^2 has been measured from the first and second order coefficients.

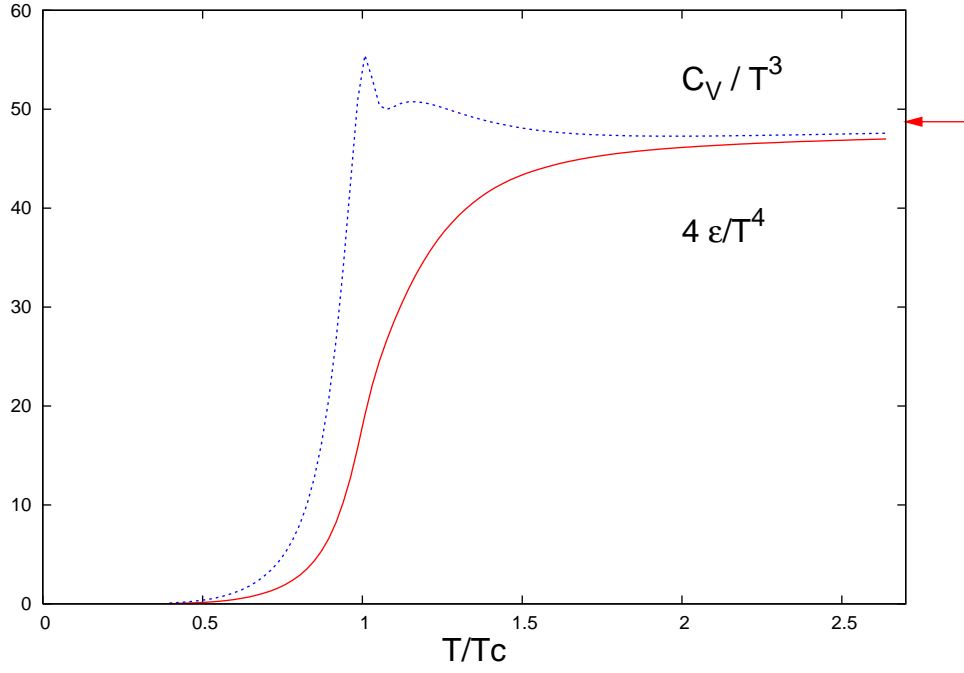


FIG. 7: C_V/T^3 and $4\epsilon/T^4$ as function of T/T_c . The arrow on the right shows the ideal gas value.

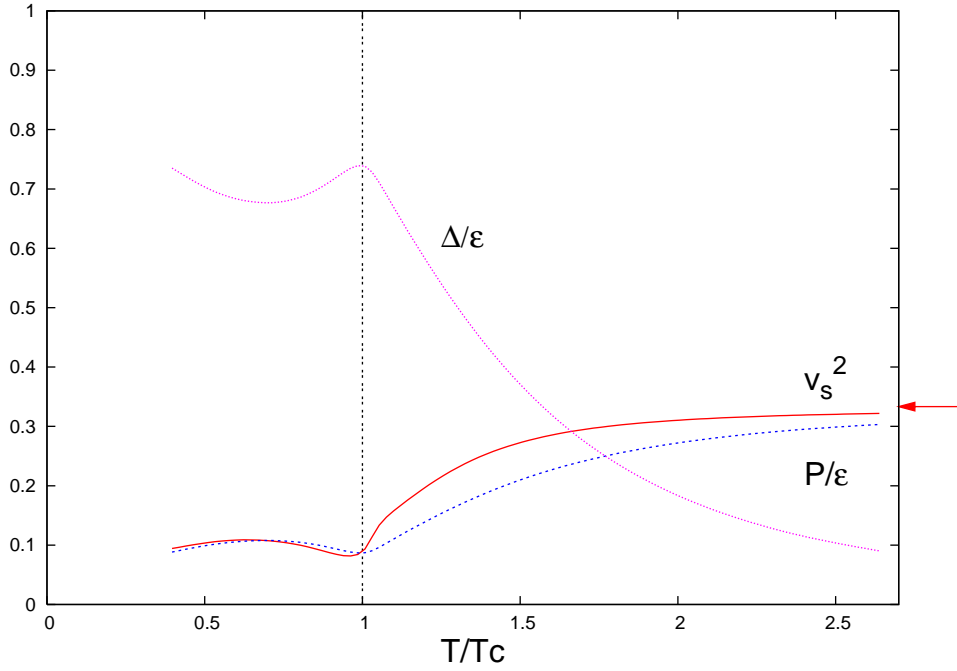


FIG. 8: Squared velocity of sound v_s^2 and conformal measure $\mathcal{C} = \Delta/\epsilon$ as function of T/T_c . The arrow on the right shows the ideal gas value for v_s^2 . For comparison with v_s^2 we also plot the ratio P/ϵ .

But this should not be considered to be an exact matching of the relation. As can be seen in the figure the value of P/ϵ matches with that of v_s^2 for $T < T_c$ and also goes close again above $2.5T_c$. But in between these two limits the v_s^2 is distinctly greater than P/ϵ . Thus, \mathcal{C} would go to zero much faster if we replace P/ϵ by v_s^2 for computing \mathcal{C} .

The v_s^2 is close to its ideal gas value at the temperature of about $2.5T_c$. This is close to the results for pure glue theory on the Lattice as reported in Ref.[51] and also that with 2 flavour Wilson Fermions in Ref.[69], with 2+1 flavours of staggered quarks reported in Ref.[70], and with improved 2 flavour staggered fermions (P/ϵ was measured

in this case). This possibly refers to an intriguing fact that v_s^2 is dominated by the gluonic degrees of freedom at least for large temperatures. However, near T_c the v_s^2 in Ref.[51] goes to a minimum value above 0.15, whereas we find the minima going close to 0.08, consistent with simulations with dynamical quark in Refs.[69, 70], and remarkably close to the softest point $P/\epsilon = 0.075$ in Ref.[71]. This is expected as the scalar σ is supposed to be important in chiral dynamics for small quark masses. Even upto temperatures as low as $0.5T_c$ the v_s^2 in our case doesn't go much above 0.1. This is also in contrast with the values reported in Ref.[49], where a confinement model [72] has been used. These authors find a value of about $v_s^2 = 0.15$ near T_c and a value of 0.2 near $0.5T_c$. On the other hand v_s^2 (isothermal) measured in Ref.[66] using the DDQM model, shows a better agreement with our results.

The values for the conformal measure \mathcal{C} also closely resembles the Lattice data of Ref.[51]. Near T_c there is a slight departure. We find the value ranging from 0.7 to 0.75, whereas those authors find it to vary around 0.6 to 0.7 for pure glue theory. However, note that the dip at temperatures less than T_c is prominent in both the cases. At even lower temperatures we find \mathcal{C} to increase. For a non-relativistic ideal gas, the ratio of P/ϵ should go to zero, and thus \mathcal{C} should then go to 1. Thus at lower temperatures such an increase is indeed expected. On the other hand at high temperatures either an ideal gas or a conformal behaviour should be recovered for which \mathcal{C} should go to zero. Our results in this respect resemble the pure gauge Lattice results very closely.

V. DISCUSSIONS AND SUMMARY

We have studied several thermodynamic quantities of recent interest in the framework of Polyakov-loop extended NJL (PNJL) model. Inclusion of Polyakov loop in the NJL model covers both the confinement as well as chiral symmetry breaking; the two most important characteristics of low energy QCD. Moreover, the Polyakov-loop provides with the order parameter for deconfinement transition; chiral quark condensate being the order parameter for Chiral transition.

It is well known that the measurement of various fluctuations is of crucial importance to understand the characteristics of transition of confined matter to deconfined state. So, using the PNJL model, we have computed the derivatives of pressure upto eight order. It is expected that the susceptibilities might provide the most direct evidence for the order of QCD phase transition. In fact, a well defined peak in the susceptibility can indicate the cross over transition. On the other hand, a sharp diverging behaviour would indicate the existence of CEP.

In the present paper, we have kept our computation close to $\mu_0 = 0$ axis. The second derivative of pressure c_2 rises steeply near T_c and then saturates near $T = 2T_c$. This behaviour indicates that near the transition the quark number fluctuations increase with temperature and then gradually saturates at higher temperatures. Such a behaviour is expected both from lattice as well as phenomenological studies. c_4 has a peak around T_c , whereas, both c_6 and c_8 show rapid variation across T_c . Considering the inherent differences of model and lattice approaches, our results are in good agreement with the lattice data. There is however a significant difference found in the values of c_4 in the temperature range starting from a little above T_c . We speculate this may have occurred due to the neglect of implicit chemical potential dependence of the gauge fields in Lattice computations. However only further studies can say whether our results are just some overestimates due to model artifacts.

We have also calculated the specific heat, speed of sound and the conformal measure. These results again are in close agreement with Lattice data. There seems to be a dominance of gluonic contribution at high temperatures. Near T_c however there are small but significant difference in Lattice data with pure QCD and that with dynamical quarks. Our results in this temperature region match well with the latter set.

There are several issues that need to be addressed for a better understanding of the physics of QCD phase transition. NJL model works with constant four point coupling strength, the running coupling being averaged over a limited low energy kinematic domain. To make contact with QCD at high temperatures this coupling should have proper temperature dependence. Moreover, the parameters in the Polyakov-loop part should be tuned to get both the deconfinement and chiral transition within a temperature difference of couple of MeVs at most and also below, say, 200 MeV, as indicated by the Lattice data. Note that similar parameter fitting of the Polyakov-loop in the PNJL model led the authors in Ref.[31] to couple the Polyakov-loop and $SU(3) \times SU(3)$ linear sigma model to study the K/π ratio. However, there are more improvisations in the present model, the most significant being the possibility of studying the QCD transition at finite baryon densities.

We have not studied the system with large chemical potentials as yet. As already noted in Ref.[58], the PNJL model does have the requisite physics of a first order transition for low temperatures and high chemical potential, a cross-over for $\mu_0 = 0$ and thus a CEP for some $T = T_E$ and $\mu_0 = \mu_{0E}$. The details in this case may be compared to other NJL model studies of high μ_0 . For example the chiral symmetry broken phase and normal quark matter phase of Ref.[73] show a similar value of the CEP. Moreover it has been shown in Ref.[39] that with increase of strength of the diquark coupling the CEP moves towards higher temperatures and slightly lower values of μ_0 . Hence, the inclusion of diquark physics may be important to assess the exact location of the phase boundary as well as the CEP.

A natural extension of our work would be to include the isospin chemical potential and study the behaviour for isospin and electric charge fluctuations. We hope to address some of these issues in future.

Acknowledgments

We would like to thank the organizers of WHEPP-9 for providing a stimulating environment for discussions from where this project originated. We acknowledge useful discussions with R.V. Gavai. R.R. would like to thank S. Digal, S. Mukherjee and S. Gupta for useful comments.

-
- [1] F. Carminati *et al.*, J. Phys. G 30 1517 (2004).
 - [2] K. Adcox *et al.*, Nucl. Phys. A 757 184 (2005).
 - [3] P. Arnold and C. Zhai, Phys. Rev. D 50 7603 (1994); *ibid* Phys. Rev. D 51 1906 (1994);
C. Zhai and B. Kastering, Phys. Rev. D 52 7232 (1995);
E. Braaten and A. Nieto, Phys. Rev. D 53 3421 (1996); *ibid* Phys. Rev. Lett. 76 1417 (1996).
 - [4] R. D. Pisarski, Phys. Rev. Lett. 63 1129 (1989);
J. Frenkel and J. C. Taylor, Nucl. Phys. B 334 199 (1990).
 - [5] E. Braaten and R. D. Pisarski, Nucl. Phys. B 337 569 (1990).
 - [6] J-P. Blaizot and E. Iancu, Nucl. Phys. B 390 589 (1993); Nucl. Phys. B 417 608 (1994).
 - [7] P. F. Kelly, Q. Liu, C. Lucchesi and C. Manuel, Phys. Rev. D 61 4209 (1994).
 - [8] J. O. Andersen, E. Braaten and M. Strickland, Phys. Rev. 61 014017 (2000); Phys. Rev. D 61 074016 (2000);
J. O. Andersen and M. Strickland, Phys. Rev. D 66 105001 (2002);
J. O. Andersen, E. Braaten, E. Petitgirard and M. Strickland, Phys. Rev. D 66 085016 (2002);
J. O. Andersen, E. Petitgirard and M. Strickland, Phys. Rev. 70 045001 (2004).
 - [9] A. Peshier, Phys. Rev. 63 105004 (2001).
 - [10] J-P. Blaizot, E. Iancu and A. Rebhan, Phys. Rev. Lett. 83 2906 (1999);
Phys. Lett. B 470 181 (1999); Phys. Rev. D 63 065003 (2001).
 - [11] J-P. Blaizot, E. Iancu and A. Rebhan, Phys. Lett. B 532 143 (2001); Eur. Phys. J. C 27 433 (2003).
 - [12] P. Chakraborty, M. G. Mustafa and M. H. Thoma, Eur. Phys. J. C 23 591 (2002);
Phys. Rev. D 68 085012 (2003); Phys. Rev. D 67 114004 (2003).
 - [13] F. Karsch, M. G. Mustafa and M. H. Thoma, Phys. Lett. B 497 249 (2001).
 - [14] W. M. Albercico, A. Beraudo and A. Molinary, Nucl. Phys. A 750 359 (2005).
 - [15] P. Ginsparg, Nucl. Phys. B 170 388 (1980);
T. Appelquist and R. D. Pisarski, Phys. Rev. D 23 2305 (1981);
E. Braaten and A. Nieto, Phys. Rev. D 53 3421 (1996);
K. Kajantie, M. Laine, R. Rummukainen and M. Shaposhnikov, Nucl. Phys. B 458 90 (1996).
 - [16] K. Kajantie *et al.*, Phys. Rev. Lett. 79 3130 (1997); Nucl. Phys. B 503 357 (1997);
M. Laine and O. Philipsen, Nucl. Phys. B 523 217 (1998); Phys. Lett. B 459 259 (1999).
 - [17] K. Kajantie, M. Laine, K. Rummukainen and Y. Schröder, Phys. Rev. Lett. 86 10 (2001).
 - [18] A. Vuorinen, Phys. Rev. D 68 054017 (2003); hep-ph/0402242.
 - [19] E. Laermann and O. Philipsen, Ann. Rev. Nucl. Part. Sci. 53 163 (2003).
 - [20] Z. Fodor and S. Katz, Phys. Lett. B 534 84 (2002).
 - [21] M.P. Lombardo and M. d'Elia, Phys. Rev. D 67 014505 (2003);
Ph. de Forcrand and O. Philipsen, Nucl. Phys. B 673 170 (2003).
 - [22] S. Gottlieb *et al.*, Phys. Rev. Lett. 59 2247 (1987);
S. Choe *et al.*, Phys. Rev. D 65 054501 (2002).
 - [23] C. R. Alton *et al.*, Phys. Rev. D 68 014507 (2003).
 - [24] R. V. Gavai and S. Gupta, Phys. Rev. D 68 034506 (2003);
R. V. Gavai and S. Gupta, Nucl. Phys. Proc. Suppl. B 129 524 (2004);
S. Gupta and R. Ray Phys. Rev. D 70 114015 (2004).
 - [25] R. V. Gavai and S. Gupta, Phys. Rev. , D 72 054006 (2005).
 - [26] C. R. Alton *et al.*, Phys. Rev. , D 71 054508 (2005).
 - [27] L. D. McLerran and B. Svetitsky, Phys. Rev. D 24 450 (1981);
B. Svetitsky and L. G. Yaffe, Nucl. Phys. B 210 423 (1982);
B. Svetitsky, Phys. Rev. 132, 1 (1986).
 - [28] R. D. Pisarski, Phys. Rev. D 62 111501 (2000);
"Marseille 2000, Strong and electroweak matter" pg. 107-117 (hep-ph/01011168).
 - [29] D. Diakonov and M. Oswald, Phys. Rev. D 70, 105016 (2004).

- [30] A. Dumitru and R. D. Pisarski, *Phys. Lett. B* 504 282 (2001);
Phys. Rev. D 66 096003 (2002); *Nucl. Phys. A* 698 444 (2002).
- [31] O. Scavenius, A. Dumitru and J. T. Lenaghan, *Phys. Rev. C* 66 034903 (2002).
- [32] B. Layek, A. P. Mishra and A. M. Srivastava, *Phys. Rev. D* 71 074015 (2005);
B. Layek, A. P. Mishra, A. M. Srivastava and V. K. Tiwari, hep-ph/0512367.
- [33] M. Alford, K. Rajagopal, and F. Wilczek, *Phys. Lett. B* 422 247 (1998);
R. Rapp, T. Schäfer, E. V. Shuryak, and M. Velkovsky, *Phys. Rev. Lett.* 81 53 (1998).
- [34] J. Berges and K. Rajagopal, *Nucl. Phys. B* 538 215 (1999).
- [35] M. A. Halasz *et al.*, *Phys. Rev. D* 58 096007 (1998).
- [36] S. P. Klevansky, *Rev. Mod. Phys.* 64 649 (1992);
A. Barducci, R. Casalbuoni, G. Pettini, and R. Gatto, *Phys. Rev. D* 49 426 (1994).
- [37] M. A. Stephanov, *Phys. Rev. Lett.* 76 4472 (1996); *Nucl. Phys. B* (Proc. Suppl.) 53 469 (1997).
- [38] M. Stephanov, K. Rajagopal, E. Shuryak, *Phys. Rev. Lett.* 81 4816 (1998).
- [39] H. Abuki and T. Kunihiro, *Nucl. Phys. A* 768 118 (2006).
- [40] P. N. Meisinger and M. C. Ogilvie, *Phys. Lett. B* 379 163 (1996); *Nucl. Phys. B* (Proc. Suppl.) 47 519 (1996).
- [41] M. Asakawa, U. Heinz and B. Müller, *Phys. Rev. Lett.* 85 2072 (2000);
S. Jeon and V. Koch, *Phys. Rev. Lett.* 85 2076 (2000).
- [42] H. Appelshauser and H. Sako, for the CERES collaboration, *Nucl. Phys. A* 752 394 (2005);
J. T. Mitchell and the PHENIX Collaboration, *J. Phys. Conf. Ser.* 27 88 (2005).
- [43] L. Stodolsky, *Phys. Rev. Lett.* 75 1044 (1995).
- [44] R. Korus *et al.*, *Phys. Rev. C* 64 054908 (2001).
- [45] J. Ollitrault, *Phys. Rev. D* 46 229 (1992).
- [46] H. Sorge, *Phys. Rev. Lett.* 82 2048 (1999).
- [47] P. F. Kolb *et al.*, *Phys. Lett. B* 459 667 (1999);
P. F. Kolb *et al.*, *Nucl. Phys. A* 661 346 (1999).
- [48] D. Teaney *et al.*, *Phys. Rev. Lett.* 86 4783 (2001);
D. Teaney *et al.*, nucl-th/0110037
- [49] B. Mohanty and J. Alam, *Phys. Rev. C* 68 064903 (2003).
- [50] R. V. Gavai, S. Gupta and S. Mukherjee, *Phys. Rev. D* 71 074013 (2005).
- [51] R. V. Gavai, S. Gupta and S. Mukherjee, hep-lat/0506015.
- [52] G. Policastro, D. T. Son and A. Starinets, *Phys. Rev. Lett.* 87 081601 (2001).
- [53] D. Teaney, *Phys. Rev. C* 68 034913 (2003).
- [54] A. Nakamura and S. Sakai, *Phys. Rev. Lett.* 94 072305 (2005);
S. Gupta, *Phys. Lett. B* 597 57 (2004).
- [55] Y. Nambu and G. Jona-Lasinio, *Phys. Rev.* 122 345 (1961); *Phys. Rev.* 124 246 (1961).
- [56] U. Vogl and W. Weise, *Prog. Part. Nucl. Phys.* 27 195 (1991);
S. P. Klevansky, *Rev. Mod. Phys.* 64 649 (1992);
T. Hatsuda and T. Kunihiro, *Phys. Rep.* 247 221 (1991);
M. Buballa, *Phys. Rep.* 407 205 (2005).
- [57] K. Fukushima, *Phys. Lett.*, B 591 277 (2004).
- [58] C. Ratti, M.A. Thaler and W. Weise, *Phys. Rev. D* 73 014019 (2006).
- [59] S. Digal, E. Laermann, H. Satz, *Eur. Phys. J. C* 18 583 (2001).
- [60] P. N. Messinger, M. C. Ogilvie and T. R. Miller, *Phys. Lett. B* 585 149 (2004).
- [61] G. Boyd *et al.*, *Nucl. Phys. B* 469 419 (1996);
Y. Iwasaki *et al.* *Phys. Rev. D* 56 151 (1997).
- [62] B. Beinlich *et al.*, *Eur. Phys. J. C* 6 133 (1999);
M. Okamoto *et al.*, *Phys. Rev. D* 60 94510 (1999).
- [63] P. de Forcrand *et al.*, *Nucl. Phys. B* 577 263 (2000);
Y. Namekawa *et al.*, *Phys. Rev. D* 64 74507 (2001).
- [64] S. Gupta, *Phys. Rev. D* 64 034507 (2001);
F. Karsch, E. Laermann and A. Peikert, *Nucl. Phys. B* 605 579 (2001);
A. Ali Khan *et al.*, *Phys. Rev. D* 63 34502 (2001).
- [65] F. Karsch, E. Laermann and A. Peikert, *Phys. Lett. B* 478 447 (2000).
- [66] S. K. Ghosh, T. K. Mukherjee and S. Raha, nucl-th/0509086 (to appear in *Mod. Phys. Lett. A*).
- [67] S. Ejiri, F. Karsch and K. Redlich, *Phys. Lett. B* 633 275 (2006).
- [68] J. Liao and E. V. Shuryak *Phys. Rev. D* 73 014509 (2006).
- [69] A. Ali Khan *et al.* *Phys. Rev. D* 64 074510 (2001).
- [70] Y. Aoki, Z. Fodor, S. D. Katz and K. K. Szabo, *J. H. E. P.* 0601 089 (2006).
- [71] S. Ejiri, F. Karsch, E. Laermann and C. Schmidt, hep-lat/0512040.
- [72] R. A. Schneider and W. Weise, *Phys. Rev. C* 64 055201 (2001).
- [73] S. B. Ruster, *et.al.*, *Phys. Rev. D* 72 034004 (2005).