

Shear Viscosity of Hot QED at Finite Density from Kubo Formula

Liu Hui ^{*} Hou Defu [†] Li Jiarong [‡]

*Institute of Particle Physics, Central China Normal University,
Wuhan(430079), P.R.China*

Abstract

Within the framework of finite temperature field theory this paper discusses the shear viscosity of hot QED plasma through Kubo formula at one-loop skeleton diagram level with a finite chemical potential. The effective widths(damping rates) are introduced to regulate the pinch singularities. The finite chemical potential, which enhances the contributions to the shear viscosity from the electrons while suppresses those from the photons, finally gives a positive contribution compared to the pure temperature environment. The result agrees with that from the kinetics theory qualitatively.

1 Introduction

Transport properties of relativistic plasma are of great interest both experimentally and theoretically. Taking the signal of quark gluon plasm(QGP) for example, the so-called 'strong-coupled matter' formed in the relativistic heavy ion collider(RHIC) was well described by an ideal hydrodynamics model in the region of $p_T < 2GeV$ to fit the data of the elliptic flow v_2 [1,2]. But it is pointed out that the over-prediction in high- p_t region of such model is

^{*}liuhui@iopp.ccnu.edu.cn

[†]hdf@iopp.ccnu.edu.cn

[‡]ljr@iopp.ccnu.edu.cn

due to the neglect of dissipation and viscosity [3,4]. Thereby the transport coefficients need to be considered. In addition, the non-ideal fluid properties of viscosity and dissipation may influence some other important equations and quantities such as the equation of state(EoS), the formation(thermalization) time and the sound attenuation length etc. [4–7].

From the theoretical points of view, two formalisms are usually developed to calculate the transport coefficients. One is kinetic theory which starts from expanding the distribution function near the local equilibrium when dealing with the Boltzmann equation. The transport coefficients, especially the shear viscosity, were discussed by many authors in this formalism [8–14]. The other way of obtaining the transport coefficients is to implement the Kubo formulae within the framework of the finite temperature field theory. The Kubo formulae, which work in both weak coupling and strong coupling regime, have been applied for computing the transport coefficients of strong-coupled theory in lattice Monte Carlo simulations [15–17], and for analytical calculation in scalar theory [18–20] and gauge theory [21–24, 27, 28], early with relaxation time approximation and later with ladder diagram resummation and large N_f expansion technique. However these two approaches are not irrelevant. Their inner relations are attractive theoretically. Some literatures have shown that the Kubo formulae with ladder resummation are equivalent to the kinetics theory in scalar field and gauge field [18, 27, 29, 30]. In principle, one should resum various diagrams with ladder vertices and effective propagators when evaluating the correlation functions in Kubo formulae, which leads to a set of complicated integral equations. In this paper, we develop another approach, distinguished from the ladder resummation and the naive one-loop calculation which gives an inconvincible result, trying to demonstrate that even at one-loop skeleton diagram level the Kubo formula is still consistent qualitatively with kinetics theory if only the proper effective photon and fermion width are chosen as the infrared regulators in which the main physical characters are involved.

In heavy-ion physics, the chemical potential in the central fire ball is not zero though small compared to the extremely high temperature environment. And most of the existing publications concentrated only on the high temperature case but neglected the small chemical potential in the heavy ion collision. To involve the chemical potential effect is our main motivation. It makes sense to introduce a small chemical potential $\mu(\mu \ll T)$ to study that to what extent it can affect the properties of the plasma. The transport coefficients of QGP at finite density has been discussed in Ref. [22] with

the relaxation-time approximation, and early estimated by Danielewicz and Gyulassy to scale the hydrodynamical equations [10]. We estimated the shear viscosity of hot QED plasma at finite temperature and chemical potential, referring to the results in the kinetics framework, since the infrared pinch singularities will appear and long distant interaction should be considered in the transport processes.

The whole context will be arranged as follows: In section 2, we review the Kubo formula relevant to shear viscosity in the finite temperature theory. The contributions from the photons and the electrons in the QED plasma are studied respectively in section 3 and 4, in which one can see the transport damping rates play important roles in regulating the pinch singularities. Conclusions and discussions are presented in section 5.

Here are some notations in this paper: (a) the capital letter stands for the four-momentum, $K = (k_0, \mathbf{k})$ with $k = |\mathbf{k}|$. (b) $\int \frac{d^4 K}{(2\pi)^4}$ is abbreviated to $\int dK$. (c) When we mention 'hard', it means the momentum is much larger than T , or at least at the same order; 'soft' means much smaller than eT or at least at the same order.

2 Shear Viscosity and Two-point Retarded Green Function

Generally speaking, the longitudinal expansion domains in heavy ion collision, therefore the shear viscosity is more important than the bulk viscosity which is proved much smaller than the former in lattice calculation [17]. In this paper, we ignore the bulk viscosity and just take the shear viscous one into account.

In a near equilibrium system with linear response theory, Kubo formula tells us the shear viscosity [30] is determined by

$$\eta = \frac{1}{10} \int d^3 x' \int_{-\infty}^0 dt' G_R(0; x', t'), \quad (1)$$

where $G_R(0; x', t')$ is the two-point retarded Green function defined as:

$$G_R(x, t; x', t') = -i\theta(t - t') < [\pi_{ij}(x, t), \pi_{ji}(x', t')] >, \quad (2)$$

and π_{ij} is the spacial part of the dissipative energy-momentum tensor

$$\pi_{ij} = (\delta_{ik}\delta_{jl} - \frac{1}{3}\delta_{ij}\delta_{kl})T^{kl} = -\eta \left(\partial_i u_j - \partial_j u_i + \frac{2}{3}\delta_{ij}\partial_k u^k \right), \quad (3)$$

where T^{kl} is the spacial energy momentum. The coefficients η is the shear viscosity. The four-velocity $u^\mu(x)$ in the local rest frame is $(1, 0, 0, 0)$.

Transforming Eq.(2) into momentum space, one obtains

$$\eta = -\frac{i}{10} \frac{d}{dq_0} [\lim_{q \rightarrow 0} G_R(Q)]_{q_0=0}, \quad (4)$$

with $G_R(Q) = \int dX' e^{-iQ \cdot X'} G_R(0; t', x')$ and $X' = (t', x')$.

Through the Kubo formula we know that the shear viscosity is determined by the two-point retarded Green function. Now we start to evaluate it in an explicit dynamics. In the relativistic heavy ion collision, people are interested in the extremely high temperature environment, therefore one can use hard thermal loop(HTL) approximation theoretically. We here choose QED as a sample model and calculate the contributions both from the bosons and from the fermions.

The QED Lagrangian reads:

$$\mathcal{L}_{QED} = \bar{\Psi}(i\gamma^\mu \cdot \partial_\mu - m)\Psi - \frac{1}{4}F^{\mu\nu}F_{\mu\nu} - e\bar{\Psi}\gamma^\mu\Psi A_\mu, \quad (5)$$

where $F_{\mu\nu} = \partial_\mu A_\nu - \partial_\nu A_\mu$ and $\Psi, \bar{\Psi}, A_\mu$ are the electron, anti-electron and photon fields respectively.

With this Lagrangian, one can read the viscous stress tensors in the momentum space,

$$\pi_{ij}^e(k) = i\bar{\Psi}(\gamma_i k_j - \frac{1}{3}\delta_{ij}\vec{\gamma} \cdot \mathbf{k})\Psi, \quad (6)$$

for electrons and

$$\pi_{ij}^\gamma(k) = -(k_i k_j - \frac{1}{3}\delta_{ij}k^2)A^2 \quad (7)$$

for gauge boson with the Lorentz gauge condition.

Combining Eqs.(2), (4), (6) and (7), with the standard definitions of propagator in quantum field theory and transport vertex defined behind, one can figure out the one-loop skeleton diagrams of the retarded Green function presented in Fig.1. The main difference between the propagators of the normal field and the thermal field rest on the fact that the latter is a 2×2 matrix due to the doubled Hilbert space [31–33].

In a high-temperature environment, the loop momenta are hard therefore the mass of fermions can be omitted and bare thermal propagators are sufficient. Yet in the straightforward calculation pinch singularities occur when

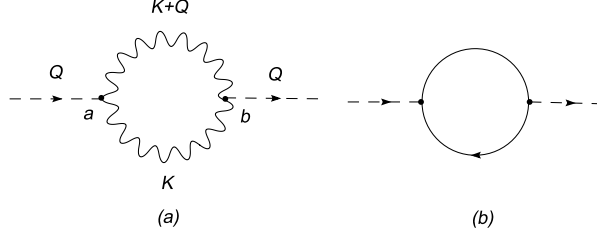


Figure 1: Two point retarded Green function of boson(a) and fermion(b). The dashed line represents the spacial stress tensor operator π_{ij} , the solid line for fermions and the wiggle line for bosons.

the external four-momentum approaches to zero, which is required by Eq.(4). To avoid such divergences, we must keep the imaginary part of the propagator, namely, the effective damping rate(widths), as infrared regulators, which can be obtained analytically at leading-log order.

3 Boson Contributions

The diagram of the boson two-point Green function is demonstrated in Fig.1(a), with which one can expressed it as

$$G_{ab}^{ph}(Q) = i \int dK D_{ab}^{\mu\nu}(K) I_{ij}^{\gamma} \tau_a D_{ba,\mu\nu}(K+Q) I_{ji}^{\gamma} \tau_b, \quad (8)$$

where $D_{ab}^{\mu\nu}(Q)$ is the thermal gauge boson propagator, and $a, b=1, 2$ are the doubled Hilbert space indices; $\tau_a, \tau_b = \pm 1$ represent the type-1 and type-2 vertices respectively. The notation $I_{ij}^{\gamma} = -k_i k_j + \frac{1}{3} \delta_{ij} k^2$ is the transport vertex of the photon viscosity. Summing over the Lorentz indices and using the reverse relation of Keldysh representation [31, 34] we obtain:

$$\begin{aligned} G_R^{ph}(K) &= G_{11}^{ph}(Q) - G_{12}^{ph}(Q) \\ &= \frac{32i}{3} \int dK k^4 [n_B(k_0) - n_B(k_0 + q_0)] D_A(K) D_R(K+Q), \end{aligned} \quad (9)$$

in which $n_B(k_0) = (e^{\beta|k_0|} - 1)^{-1}$ is the Bose-Einstein distribution. $D_{R,A}(K)$ is the retarded(advanced) gauge boson propagator in the Feynman gauge with

$D_{R,A}^{\mu\nu}(K) = g^{\mu\nu} D_{R,A}(K)$ and

$$D_{R,A}(K) = \frac{1}{K^2 \pm i\varepsilon \text{sgn}(k_0)}. \quad (10)$$

In the last line of Eq.(9), the fluctuation-dissipation theorem has been employed:

$$G_S(P) = [1 + 2n_B(p_0)] \text{sgn}(p_0) [D_R(P) - D_A(P)]. \quad (11)$$

Here we encounter the pinch problem of $D_A(K)D_R(K+Q)$ in Eq.(9) when the external momentum Q approaches to zero which is required by the definition of viscosity. The physical reason responsible for this divergence is the naive adoption of bare propagators. Therefore the so-called HTL resummed propagator developed by Pisarski *et al.* needs to be considered to involve the medium effect, namely, the scheme of eliminating the pinch is to endow the finite particle life-time or width consistently. Mathematically, we insert a small γ_{ph} into the imaginary part of the propagator which physically means the damping rate. The real part of self-energy(thermal mass term), which is in gT order, can be neglected compared with the hard loop momentum. We drop out Q in the propagators directly since Eq.(4) requires $q_0 = 0$ after derivation on q_0 , and thus the thermal distribution in Eq.(9) has the form

$$n_B(k_0) - n_B(k_0 + q_0) \approx q_0 \beta n_B(k_0) [1 + n_B(k_0)] + \dots \quad (12)$$

which preserves the first order in q_0 . This procedure can be written manifestly as

$$D_A(K)D_R(K+Q) \xrightarrow{Q \rightarrow 0} \frac{1}{(k_0 + i\gamma_{ph})^2 - k^2} \cdot \frac{1}{(k_0 - i\gamma_{ph})^2 - k^2} \quad (13)$$

$$\longrightarrow \frac{\pi}{4k^2\gamma_{ph}} [\delta(k_0 - k) + \delta(k_0 + k)]. \quad (14)$$

Notice that the photon damping rate is of order $e^4 T$, much smaller than the momentum $K \gtrsim T$, which implies the width of the photon can be substituted by a delta function approximately in expression (14). Integrating off the delta function and the azimuth angles in the spherical coordinates, the retarded Green function becomes

$$G_R^{ph}(Q) = \frac{8i\beta q_0}{3\pi^2} \int dk k^4 n_B(k) [1 + n_B(k)] \frac{1}{\gamma_{ph}}. \quad (15)$$

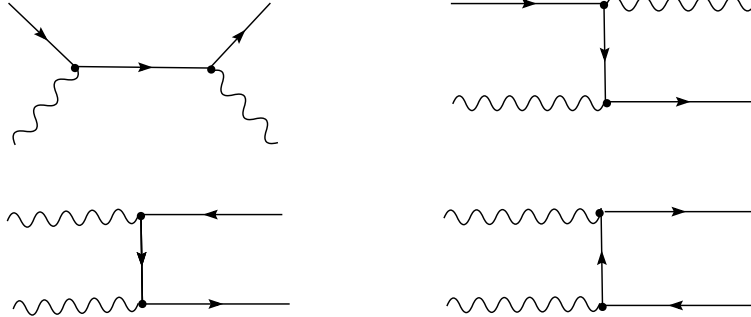


Figure 2: The physical processes contribute to the photon damping rate. The first line is for the Compton scattering and the last line for the pair production.

Now we are in the position to calculate the photon damping rate consistently at a finite temperature and density. There is a fact one should notice that the longitudinal contribution is suppressed compared to the transverse one for hard momenta [33]. To the leading order evaluation, one should only consider the latter. It was calculated by Thoma with vanishing chemical potential [35], and we will generalize it to the finite density case.

The photon damping in the plasma owes to two processes, Compton scattering and pair production (Fig.2). The two diagrams in the first line of fig.2 stand for Compton scattering and the last line is for pair production processes.

The Braaten-Pisarski method [36] has been used to calculate the photon damping rate in the QED plasma, where the total effect is divided into two parts by a separating scale. The soft contribution is obtained by cutting the photon self-energy diagram with the HTL resummed fermion propagator (Fig.3) and the hard contribution can be evaluated most conveniently from the matrix elements. Adding up the two contributions one can cancel the separating scale.

3.1 Soft Contributions

The soft contribution of a real hard photon damping rate follows from the imaginary part of transverse self-energy in Fig.3, where the blob denotes the full fermion propagator.



Figure 3: Hard photon self-energy with the full propagators denoted by a blob.

The damping rate of a photon is defined as

$$\gamma = -\frac{1}{2p} \text{Im} \Pi_T(p_0 = p, p), \quad (16)$$

in the case of non-overdamping. The self-energy is given by

$$\Pi_{\mu\nu} = 2ie^2 \int dK \text{Tr}[S^*(K)\gamma_\mu S(P-K)\gamma_\nu] \quad (17)$$

where $S^*(K)$ is the effective fermion propagator, the factor 2 accounts for both diagrams in Fig.3. We take $Q \equiv P - K$ and adopt the helicity representation of the fermion propagator,

$$S^*(K) = \frac{1}{D_+(K)} \frac{\gamma_0 - \hat{\mathbf{k}} \cdot \vec{\gamma}}{2} + \frac{1}{D_-(K)} \frac{\gamma_0 + \hat{\mathbf{k}} \cdot \vec{\gamma}}{2} \quad (18)$$

$$S(Q) = \frac{1}{d_+(Q)} \frac{\gamma_0 - \hat{\mathbf{q}} \cdot \vec{\gamma}}{2} + \frac{1}{d_-(Q)} \frac{\gamma_0 + \hat{\mathbf{q}} \cdot \vec{\gamma}}{2}, \quad (19)$$

where $\hat{\mathbf{k}} = \mathbf{k}/k$ and

$$D_\pm(K) = -k_0 \pm k + \frac{m^2}{2k} [(1 \mp \frac{k_0}{k}) \ln \frac{k_0 + k}{k_0 - k} \pm 2] \quad (20)$$

$$d_\pm(Q) = -q_0 \pm q, \quad (21)$$

with $z = k_0/k$. Here the full fermion propagator is the result from HTL resummation. Projecting the self-energy on the transverse direction, one finds

$$\Pi_T(p_0, p) = \frac{1}{2} (\delta_{ij} - \frac{p_i p_j}{p^2}) \Pi_{ij}(p_0, p). \quad (22)$$

Evaluating the trace over γ matrices, one can transform the transverse part of photon self-energy [37] into

$$\Pi_T(P) = 2ie^2 \int dK \left[\frac{1}{D_+(K)} \left(\frac{1-V}{d_+(Q)} + \frac{1+V}{d_-(Q)} \right) + \frac{1}{D_-(K)} \left(\frac{1+V}{d_+(Q)} + \frac{1-V}{d_-(Q)} \right) \right] \quad (23)$$

where $V = (\hat{\mathbf{p}} \cdot \hat{\mathbf{k}})(\hat{\mathbf{p}} \cdot \hat{\mathbf{q}})$.

To sum the frequencies over the fourth momenta with a chemical potential, we first prove an auxiliary formula which is useful to sum over the Matsubara frequencies in a typical one loop diagram at finite chemical potential. The zero chemical potential case was first developed by Braaten, Pisarski and Yuan [38].

The typical one loop diagram one encounters in the temperature field theory may take the form of

$$O(i\omega) = T \sum_n \Delta(i\omega_n + \mu) \Delta(i\omega - i\omega_n - \mu) \quad (24)$$

where $i\omega$ is the external line momentum and $i\omega_n = 2\pi(n+1)/\beta$ are the fermion Matsubara frequencies. Employing the spectral representation [33],

$$\Delta(i\omega_n + \mu) = - \int dk_0 \frac{\rho(k_0)}{i\omega_n + \mu - k_0}, \quad (25)$$

one recasts Eq.(24) into

$$O(i\omega) = \int dk_0 \int dq_0 \rho(k_0) \rho'(q_0) T \sum_n \frac{1}{i\omega_n - k_0 + \mu} \cdot \frac{1}{i\omega - i\omega_n - k_0 + \mu}. \quad (26)$$

Summing over the Matsubara frequencies n , one obtains

$$O(i\omega) = - \int dk_0 \int dq_0 \rho(k_0) \rho'(q_0) \frac{1 - f_+(k_0) - f_-(q_0)}{i\omega - k_0 - q_0} \quad (27)$$

with $f_{\pm}(k_0) = [e^{\beta(k_0 \mp \mu)} + 1]^{-1}$.

Let $i\omega$ be analytically continued to p_0 which are not the Matsubara frequencies and the imaginary part of $O(p_0)$ is

$$\begin{aligned} \text{Im} O(p_0) &= \frac{1}{2i} \text{Disc} O(p_0) = \frac{1}{2i} [O(p_0 + i\epsilon) - O(p_0 - i\epsilon)] \\ &= \pi (1 - e^{\beta p_0}) \int dk_0 \int dq_0 f_+(k_0) f_-(q_0) \rho(k_0) \rho'(q_0) \delta(p_0 - k_0 - q_0). \end{aligned} \quad (28)$$

When $T \gg K \gg \mu$, $f_+(k_0)f_-(q_0) = f_+(k_0)f_-(p_0 - k_0) \sim e^{-\beta p_0}/2$,

$$\text{Im}O(p_0) = \frac{\pi}{2}(1 - e^{\beta p_0})e^{-\beta p_0} \int dk_0 \int dq_0 \rho(k_0)\rho(q_0)\delta(p_0 - k_0 - q_0). \quad (29)$$

Using the generalized Eq.(29) and adopting the similar steps in Ref. [37], we finally obtain

$$\gamma_{soft} = \frac{\pi}{4p}\alpha^2 \left(T^2 + \frac{\mu^2}{\pi^2} \right) \ln \frac{\Lambda^2}{\pi\alpha(T^2 + \frac{\mu^2}{\pi^2})} \quad (30)$$

where $\alpha = e^2/4\pi$ is the fine structure constant, and Λ is the separation scale, namely, the upper limit of three-momentum integration.

3.2 Hard Contributions

The hard contribution, when the exchanged fermion carries momentum much larger than the separating scale Λ , can be evaluated through the matrix elements. The damping rate relevant to the Compton scattering process is

$$\begin{aligned} \gamma_{hard}^{comp} = & \frac{1}{4p} \int \frac{d^3k}{(2\pi)^3 2k} n_F(k) \frac{d^3p}{(2\pi)^3 2p} [1 + n_B(p')] \int \frac{d^3k'}{(2\pi)^3 2k'} [1 - n_F(k')] \\ & \times (2\pi)^4 \delta^4(P + K - P' - K') 4 < |\mathcal{M}|^2 >_{comp}, \end{aligned} \quad (31)$$

where $< |\mathcal{M}| >_{comp}$ is the scattering amplitude and $n_F(k) = (e^{\beta|k_0|} + 1)^{-1}$ is the Fermi-Dirac distribution. Similarly, the damping rate for pair creation process is

$$\begin{aligned} \gamma_{hard}^{pair} = & \frac{1}{4p} \int \frac{d^3k}{(2\pi)^3 2k} n_B(k) \frac{d^3p}{(2\pi)^3 2p} [1 - n_F(p')] \int \frac{d^3k'}{(2\pi)^3 2k'} [1 - n_F(k')] \\ & \times (2\pi)^4 \delta^4(P + K - P' - K') 2 < |\mathcal{M}|^2 >_{pair}. \end{aligned} \quad (32)$$

Using Mandelstam variables $s = (P + K)^2$, $t = (P - P')^2$ and $u = -s - t$, one finds the matrix elements are given by [39]

$$< |\mathcal{M}|^2 >_{comp} = -2e^4 \left(\frac{u}{s} + \frac{s}{u} \right), \quad (33)$$

$$< |\mathcal{M}|^2 >_{pair} = 2e^4 \left(\frac{u}{t} + \frac{t}{u} \right). \quad (34)$$

In the hard external lines assumption, that is $P' \gg T$ and $K' \gg T$, the phase space for the outside region is unfavorable, thus the distribution functions can be simplified as $1 \pm n_{F,B} \approx 1$. This considerable simplification may bring us much convenience when using the Lorentz invariant phase space factor [39]

$$\begin{aligned} dL &= (2\pi)^4 \delta^4(P + K - P' - K') \frac{d^3 p'}{(2\pi)^3 2p'} \frac{d^3 k'}{(2\pi)^3 2k'} \\ &= \frac{dt}{8\pi s}. \end{aligned} \quad (35)$$

In our approximation, the density effect, namely the chemical potential, modifies only the Compton scattering process due to the initial fermion distribution, while those in pair production are kept unchanged as in the pure temperature environment. And the result is already given by Ref. [35]

$$\gamma_{hard}^{pair} = \frac{\pi}{6} \frac{\alpha^2 T^2}{p} (\ln \frac{4pT}{\Lambda^2} - 2.1472). \quad (36)$$

In the Compton process, considering the initial fermion distribution function with a small chemical potential, we can obtain the corresponding damping rate

$$\gamma_{hard}^{comp} = \frac{\pi}{12p} \alpha^2 (T^2 + \frac{3\mu^2}{\pi^2}) (\ln \frac{4pT}{\Lambda^2} - 0.0772) - \frac{\alpha^2 T^2}{2\pi p} A(\mu) \quad (37)$$

where

$$A(\mu) = S_2(e^{-\beta\mu}) + S_2(e^{\beta\mu}), \quad (38)$$

$$S_n(z) = \sum_{k=1}^{\infty} \frac{z^k}{k^n} \ln k, \quad n = 0, 1, 2 \dots \quad (39)$$

Adding up Eqs.(36) and (37), one obtains the hard contribution,

$$\gamma_{hard} = \frac{\pi}{4p} \alpha^2 \left[(T^2 + \frac{\mu^2}{\pi^2}) \ln \frac{4pT}{\Lambda^2} - (1.4572 + \frac{2A(\mu)}{\pi^2}) T^2 - 0.0078 \mu^2 \right]. \quad (40)$$

When the soft and the hard contributions are combined together, the separation scale Λ is to be cancelled thus yielding

$$\begin{aligned} \gamma &= \gamma_{soft} + \gamma_{hard} \\ &= \frac{\pi}{4p} \alpha^2 (T^2 + \frac{\mu^2}{\pi^2}) F(T, \mu) \end{aligned} \quad (41)$$

with

$$F(T, \mu) = \ln \frac{\langle p \rangle T}{\pi \alpha \left(T^2 + \frac{\mu^2}{\pi^2} \right)} - \frac{1}{T^2 + \frac{\mu^2}{\pi^2}} \left[\left(1.4572 + \frac{2A(\mu)}{\pi^2} \right) T^2 + 0.0078 \mu^2 \right]. \quad (42)$$

In the above expression of $F(T, \mu)$ we replaced the momentum in the logarithm by its average value $\langle p \rangle$ to simplify the future integration, which is defined as

$$\langle p \rangle = \frac{\int d^3k \, k \, n_B(k)}{\int d^3k \, n_B(k)} = 2.701T. \quad (43)$$

Inserting the Eq.(41) into (15), completing the three momentum integration and with Eq.(4), we finally obtain:

$$\eta_{ph} = \frac{1.072T^5}{\alpha^2(T^2 + \frac{\mu^2}{\pi^2})F(T, \mu)} \approx 84.64 \frac{T^3}{e^4 \ln e^{-1}} (1 - 0.101 \frac{\mu^2}{T^2}). \quad (44)$$

where the last approximation is obtained with expansion in terms of μ^2/T^2 and keeping solely the leading-log accuracy.

4 Fermion Contribution

In this section we are going to calculate the shear viscosity contributed from the electrons. With Eq. (6) and Fig. 1(b), one can write

$$G_{ab}^e(Q) = i \int dK Tr [S_{ab}(K) I_{ij}^e \tau_b S_{ab}(K+Q) I_{ji}^e \tau_a], \quad (45)$$

where $I_{ij}^e = \gamma_i k_j - \frac{1}{3} \delta_{ij} \vec{\gamma} \cdot \mathbf{k}$ and $S_{ab}(K)$ is the element of 2×2 fermion propagator matrix. Summed over the thermal indices, the retarded Green function then becomes:

$$\begin{aligned} G_R^e(Q) &= G_{11}(Q) - G_{12}(Q) \\ &= i \int dK Tr [S_{11}(K) I_{ij}^e S_{11}(K+Q) I_{ji}^e - S_{12}(K) I_{ij}^e S_{21}(K+Q) I_{ji}^e]. \end{aligned} \quad (46)$$

Using the inverse relation of Keldysh representation and the fluctuation-dissipation theorem, the last line of Eq. (46) recasts into

$$i \int dK Tr [K I_{ij}^e (K+Q) I_{ji}^e] [\tilde{n}_F(k_0) - \tilde{n}_F(k_0 + q_0)] \tilde{S}_R(K) \tilde{S}_A(K+Q), \quad (47)$$

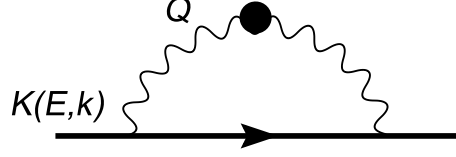


Figure 4: Hard fermion damping in the QED plasma. The blob on the photon line stands by a resummed propagator.

where $\tilde{n}_F(k_0) = [e^{\beta(|k_0| \pm \mu)} + 1]^{-1}$ and $S(\not{K}) = \not{K} \tilde{S}(K)$.

We notice that

$$Tr[\not{K} I_{ij}^e(\not{K} + \not{Q}) I_{ji}^e] = \frac{8}{3} k^4, \quad (48)$$

and

$$\tilde{S}_R(K) \tilde{S}_A(K + Q) \xrightarrow{Q \rightarrow 0} \frac{1}{K^2 + i\varepsilon \text{sgn}(k_0)} \cdot \frac{1}{K^2 - i\varepsilon \text{sgn}(k_0)}. \quad (49)$$

Similarly, considering the fermion damping in the plasma and using the electron damping rate γ_e to improve the infrared behavior, one obtains

$$\tilde{S}_R(K) \tilde{S}_A(K + Q) \xrightarrow{Q \rightarrow 0} \frac{1}{(k_0 + i\gamma_e)^2 - k^2} \cdot \frac{1}{(k_0 - i\gamma_e)^2 - k^2}. \quad (50)$$

The electron damping rate, defined by the imaginary part of the electron self-energy on mass shell with full photon propagator (Fig.4), is just one half of the interaction rate Γ . According to the cutting rules [40, 41], the interaction rate can be described by the photon longitudinal and transverse spectrum functions ρ_l and ρ_t defined in the HTL approximation for space-like frequencies as

$$\Gamma(E) = \frac{e^2}{2\pi v} \int_0^\infty dq \, q \int_{-vq}^{vq} \frac{d\omega}{\omega} \left[\rho_l(\omega, q) + \left(1 - \frac{\omega^2}{q^2}\right) \rho_t(\omega, q) \right] \quad (51)$$

with $v \equiv k/E$ and

$$\rho_l(\omega, q) = \frac{3m_\gamma^2\omega}{2q} \left[\left(q^2 + 3m_\gamma^2 - \frac{3m_\gamma^2\omega}{2q} \log \frac{q+\omega}{q-\omega} \right)^2 + \left(\frac{3\pi m_\gamma^2\omega}{2q} \right)^2 \right]^{-1} \quad (52)$$

$$\rho_t(\omega, q) = \frac{3m_\gamma^2\omega(q^2 - \omega^2)}{4q^3} \left\{ \left[q^2 - \omega^2 + \frac{3m_\gamma^2\omega}{2q^2} \left(1 + \frac{q^2 - \omega^2}{2\omega q} \log \frac{q+\omega}{q-\omega} \right) \right]^2 \right. \\ \left. \left(\frac{3m_\gamma^2\omega(q^2 - \omega^2)}{4q^3} \right)^2 \right\}^{-1} \quad (53)$$

where $m_\gamma^2 = \frac{1}{9}e^2T^2(1 + \frac{3}{\pi^2}\frac{\mu^2}{T^2})$ is the photon thermal mass. Performing integrals of dq and $d\omega$ with quasi-static approximation, i.e. $v \ll 1$, one finds that the longitudinal part is screened by the thermal mass while the transverse part suffers a logarithmic infrared divergency due to the absence of magnetic screening. Introducing an infrared cutoff ϵ by hand, one can count the power dependency of the coupling constant

$$\Gamma(E) \sim e^2T(\ln \epsilon^{-1} + \text{constant}), \quad (54)$$

which makes the viscosity $\eta \sim e^{-2}$, namely, the reciprocal of quadratic coupling constant, but not quartic as kinetic theory suggests [8, 13, 42]. This disagreement hints us to discover the defects in our previous calculation.

Returning back to Fig.(1), one would find that only involving effective propagator is not enough, which means the rungs between the two propagators have been omitted. To include such diagrams we must sum up all these ladder diagrams. While that is a rather complex procedure and a set of integral equations is obtained as a result [18, 27, 29, 30]. Here we do not employ this scheme, instead we replace the fermion damping rate, namely the infrared regulator, with a more physical transport damping rate, which has been applied even in the discussion of classic system and Abelian or non-Abelian plasma transport coefficients [10, 21, 22, 24, 26].

For a Rutherford-like scattering in classic plasma, namely, the elastic scattering with the same type and momentum of incoming and outgoing particles, small angle scattering dominates in the dynamical cross section. Whereas, as we know, the large angle scattering, which is caused by a series of accumulated multiple small angle scattering in a long distance, is the most effective to the shear viscous process. Thus an additional factor of $1 - \cos \theta$ is multiplied in front of the ordinary cross section [43], where θ is the scattering angle.

In this procedure the so-called transport cross section is defined. Furthermore, when discussing the transport process in QED or QCD plasma with the Boltzmann equation in kinetics theory, one will find that the collision term is the convolution integral of scattering amplitudes and their correspondent statistical weights, where if the interaction vertex connects the two particles of the same type, the fluctuation part of the statistic distribution functions will contribute an extra small q^2 [13],

$$[\chi_{ij}(\mathbf{p} + \mathbf{q}) - \chi_{ij}(\mathbf{p})]^2 = [\mathbf{q} \cdot \nabla \chi_{ij}(\mathbf{p}) + \dots]^2 \quad (55)$$

which is equivalent to multiply the cross section by the factor of $1 - \cos \theta$, since

$$1 - \cos \theta = \frac{2q^2}{s} \left(1 - \frac{\omega^2}{q^2}\right). \quad (56)$$

Weldon investigated the decay rate in thermal field theory [40], pointing out that the statistical distributions involving both direct and inverse reactions(detailed balance) should be considered simultaneously, which naturally demanded for introducing the transport cross section when calculating the fermion damping.

Now we are aware of what has been lost in the straightforward computation: that is q^2 in Eq.(55), i.e., the statistical weights do not reflect the detailed balance, which leads to an incorrect result. Therefore the right way to obtain the effective fermion regulator(width) in transport process is to employ the transport interaction rate and yields,

$$\gamma_e = \frac{1}{2} \Gamma_{trans} = \frac{1}{2} \int d\Gamma (1 - \cos \theta) \quad (57)$$

and

$$\Gamma_{trans}(E) = \frac{e^2}{\pi v s} \int_0^\infty dq \, q^3 \int_{-vq}^{vq} \frac{d\omega}{\omega} \left(1 - \frac{\omega^2}{q^2}\right) \left[\rho_l(\omega, q) + \left(1 - \frac{\omega^2}{q^2}\right) \rho_t(\omega, q) \right]. \quad (58)$$

Changing integration variables from ω to $x = \omega/q$, we can evaluate the integral over dq analytically and find out the logarithmic dependence on the integral limits. This is again the category which can be treated by employing the Braaten-Pisarski method for the consistent leading order quantities, i.e. employing a separating scale Λ to divide the integral into a soft contribution and a hard contribution, then adding the two contributions which leads to

the cancellation of Λ . One would notice in the previous calculation on the photon damping rate that the coefficients in front of the log-terms in the soft and hard contributions are identical so as to guarantee the separating scale to be cancelled. Thereby we can play a little trick to obtain the leading-log result by just calculating the soft contributions and replacing the separating scale with the upper T , ignoring the constant factor added to the logarithm term which is less important in the weak coupling limit. Completing the integral over dq we obtain¹

$$\gamma_e = \frac{1}{2}\Gamma_{trans}(E) = \frac{3e^2T}{4\pi s}m_\gamma^2 \log \frac{T}{m_\gamma}. \quad (59)$$

with $s = (P + K)^2 = (2E_p)^2 = 4p^2$ in central mass system.

Combining (50) with (47) and noticing that $\gamma_e \sim e^4T \ll T$, one adopts a delta function as approximation and finds:

$$G_R^e(Q) = \frac{2i\pi}{3} \int dK \frac{k^2}{\gamma_e} [\tilde{n}_F(k_0) - \tilde{n}_F(k_0 + q_0)][\delta(k_0 - k) + \delta(k_0 + k)]. \quad (60)$$

Integrating over dk_0 and then expanding the \tilde{n}_F in terms of small q_0 , ignoring the terms without q_0 (because Eq. (4) needs $q_0 = 0$ after differentiation on q_0), we obtain

$$G_R^e(Q) = \frac{2i\beta^2q_0}{3\pi e^2m_\gamma^2 \ln e^{-1}} \int dk k^6 \left[\frac{e^{\beta(k+\mu)}}{(e^{\beta\mu} + e^{\beta k})^2} + \frac{e^{\beta(k+\mu)}}{(e^{\beta(k+\mu)} + 1)^2} \right]. \quad (61)$$

Noticing $T \gg \mu$, one can expand the integrand of (61) as Taylor series with respect to μ/T and complete the final integration. The leading-log shear viscous coefficient contributed by the fermions is:

$$\eta_e = 361.4 \frac{T^3}{e^4 \ln \frac{1}{e}} (1 + 0.1765 \frac{\mu^2}{T^2}). \quad (62)$$

¹Since the plasma is in a high temperature but small chemical potential environment, i.e. $T \gg \mu$, the fermion lines in figure 4 should be hard and the Pauli blocking has tiny effect on the final result. Compared with the contribution from Bose-Einstein distribution function of photon, the chemical potential in the Fermi-Dirac distribution can be neglected. As to the density effect in the full photon propagator, the small chemical potential just modifies the constant in the logarithm but preserves the order in αT . Qualitatively one can adopt this result.

On the contrary, if an interaction vertex connects the two particles of different types, like Compton scattering or pair production we have discussed in the previous section, no kinetics factor q^2 will be isolated from the statistical weight, i.e., $1 - \cos \theta$ will not appear in the photon width expression [21,22,25]. That is why we got the right dependence of the coupling constant by just adopting the ordinary photon damping rate as the infrared regulator in the photon contribution.

5 Conclusions and Discussion

Adding up the contributions from both the electron and photon sectors, the shear viscous coefficient of QED plasma is obtained,

$$\eta_{QED} = \eta_e + \eta_{ph} = 446.0 \frac{T^3}{e^4 \ln e^{-1}} (1 + 0.1234 \frac{\mu^2}{T^2}). \quad (63)$$

One may find that the density-relevant part of viscosity coming from the photons is negative but the one from electrons is positive. They compete with each other and leave a positive contribution of chemical potential, which demonstrates an enhancement effect of density.

The above result is consistent, in the order accuracy of coupling constant, but differing by a factor with those obtained in kinetic theory at the finite density [42] and the pure temperature case [13] when μ goes to zero. What we mean consistency here is just at the qualitative level. More accurate effect like ladder resummation, in which none damping rate should be replaced by the transport one since it is self-consistently including the main characters of the transport processes, should be involved in the calculation. The one-loop approximation may partly account for the discrepancy of the factors scaled by the logarithms.

From the proceeding analysis we can conclude that the estimation of the shear viscosity of QED plasma calculated at one-loop skeleton diagram level by choosing proper fermion width in the framework of the finite temperature field theory, is economical and reliable. Other transport coefficients of the relativistic plasma at finite temperature and density could be discussed similarly. Using this method helps us to handle the pinch singularity easily if the transport hard fermion and boson damping rates are known. Nevertheless, we may point out that some further improvements could be introduced to obtain more precise results such as the Landau-Pomeranchuk-Migdal(LPM)

effects due to the interference of multiple scattering process [44, 45] for the complete leading-order contribution.

Acknowledgement

This work is partly supported by the National Natural Science Foundation of China under project Nos. 90303007, 10135030 and 10575043, the Ministry of Education of China with Project No. CFKSTIP-704035. We thank M.H. Thoma for his valuable comments.

References

- [1] STAR collaboration, Phys. Rev. Lett. 90, 032301 (2003)
- [2] PHENIX collaboration, Phys. Rev. Lett. 91, 182301 (2003)
- [3] D. Molnar and P. Huovinen, Phys. Rev. Lett. 94, 012302 (2005) and references therein.
- [4] D. Teaney, Phys. Rev. C 68, 034913 (2003) and references therein.
- [5] J.P. Blaizot and E. Iancu, Phys. Rept. 359, 355 (2002)
- [6] G.D.Moore, hep-ph/0412346
- [7] E.Shuryak, hep-ph/0312227 and references therein.
- [8] R. Hosoya and K. Kajantie, Nucl. Phys. B 250, 666 (1985)
- [9] S. Gavin, Nucl. Phys. A 435, 826 (1985)
- [10] P. Danielewicz and M. Gyulassy, Phys. Rev. D 31, 53 (1985)
- [11] D.W.von Oertzen, Phys. Lett. B 280, 103 (1992)
- [12] G. Baym, H. Monien, C.J. Pethick and D.G. Ravenhall, Phys. Rev. Lett. 64, 1867 (1990); E. H. Heiselberg, Phys. Rev. D 49, 4739 (1994).
- [13] P. Arnold, G.D. Moore and L.G. Yaffe, JHEP 0011, 001 (2000)

- [14] P. Arnold, G.D. Moore and L.G. Yaffe, JHEP 0305, 051 (2003)
- [15] F. Karsche and H.W. Wyld, Phys. Rev. D 35, 2518 (1987)
- [16] S. Gupta, Phys. Lett. B 597, 57 (2004)
- [17] A. Nakamura and S. Sakai, Phys. Rev. Lett. 94, 072305 (2005)
- [18] S. Jeon, Phys. Rev. D 52, 3591 (1995).
- [19] E. Wang, U. Heinz and X. Zhang, Phys. Rev. D 53, 5978 (1996)
- [20] E. Wang and U. Heinz, Phys. Lett. B 471, 208 (1999)
- [21] M.H. Thoma, Phys. Lett. B 269, 144 (1991)
- [22] H. Defu and L. Jiarong, Nucl. Phys. A 618, 371 (1997)
- [23] G. Aarts and J. M. Martínez Resco, JHEP 0211, 022(2002); *ibid.* 0402, 061 (2004);
- [24] G. Aarts and J. M. Martínez Resco, JHEP 0503, 074 (2005)
- [25] G. Aarts and J. M. Martínez Resco, hep-ph/0409090
- [26] Xu Zhe and C. Greiner, Phys. Rev. C 71, 064901 (2005)
- [27] M. Basagoiti, Phys. Rev. D 66, 045005 (2002)
- [28] H. Defu, hep-ph/0501284.
- [29] S. Jeon and L.G. Yaffe, Phys. Rev. D 53, 5799 (1996)
- [30] M.E. Carrington, H. Defu and R. Kobes, Phys. Rev. D 62, 025010 (2000); *ibid.* 64, 025001 (2001)
- [31] M.E. Carrington, H. Defu, and M.H. Thoma, Eur. Phys. J. C7, 347 (1999)
- [32] J.I. Kapusta, *Finite Temperature Field Theory* (Cambridge Univ. Press, Cambridge, 1989)
- [33] M. Le Bellac, *Thermal Field Theory* (Cambridge Univ. Press, Cambridge, 1996)

- [34] L.V. Keldysh, Zh. Eksp. Teor. Fiz. 47, 1515 (1964) [Sov. Phys. JETP 20, 1018 (1965)]
- [35] M.H. Thoma, Phys. Rev. D 51, 862 (1995)
- [36] E. Braaten, and R.D. Pisarski, Nucl. Phys. B 337, 569 (1990)
- [37] J. Kapusta, P. Lichard and D. Seibert, Phys. Rev. D 44, 2774 (1991)
- [38] E. Braaten, R.D. Pisarski and T.C. Yuan, Phys. Rev. Lett. 64, 2242 (1990)
- [39] F. Halzen and A.D. Martin, *Quarks and Leptons* (Wiley, New York, 1984)
- [40] H.A. Weldon, Phys. Rev. D 28, 2007 (1983)
- [41] E. Braaten, and M.H. Thoma, Phys. Rev. D 44, 1298 (1991)
- [42] Liu Hui, Hou Defu and Li Jiarong, Eur. Phys. J. C, 45, 459 (2006)
- [43] E.M. Lifshitz and L. P. Pitaevskii, *Physical Kinetics* (Pergamon, New York, 1981)
- [44] J. Berges, Phys. Rev. D 70, 105010 (2004)
- [45] P. Aurenche, F. Geils and H. Zaraket, Phys. Rev. D 62, 096012 (2000)