

Properties of the light scalar mesons face the experimental data on the $\pi^0 \pi^0$ decay and the $\pi\pi$ scattering

N.N. Achasov^{*} and A.V. Kiselev[†]

Laboratory of Theoretical Physics, Sobolev Institute for Mathematics, Novosibirsk, 630090
(June 18, 2019)

Abstract

The high-statistical KLOE data on the $\pi^0 \pi^0$ decay are described simultaneously with the data on $\pi\pi$ scattering and the $\pi^0 \rightarrow \pi^+ \pi^-$ reaction. The description is carried out taking into account the chiral shielding of the putative $f_0(600)$ meson and its mixing with the well-established $f_0(980)$ meson. It is shown that the data don't contradict the existence of the $f_0(600)$ meson and yield evidence in favor of the four-quark nature of the $f_0(600)$ and $f_0(980)$ mesons.

I. INTRODUCTION

Study of the nature of light scalar resonances is one of the central problems of non-perturbative QCD. The point is that the elucidation of their nature is important for understanding both the confinement physics and the chiral symmetry realization way in the low energy region, i.e., the main consequences of QCD in the hadron world. Actually, what kind of interaction at low energy is the result of the confinement in the chiral limit? Is QCD equivalent to the non-linear σ -model or the linear one at low energy?

The experimental nonet of the light scalar mesons Ref. [1], the putative $f_0(600)$ (or $f_0(600')$) and $f_0(700-900)$ mesons and the well established $f_0(980)$ and $a_0(980)$ mesons as if suggests the $U_L(3) \times U_R(3)$ linear σ -model Ref. [2]. History of linear σ -model is rather long, so that the list of its participants, quoted in Refs. [7], is far from complete.

Hunting the light π and η mesons had begun in the sixty already, and a preliminary information on the light scalar mesons in Particle Data Group Reviews had appeared at that time. But long-standing unsuccessful attempts to prove their existence in a conclusive way entailed general disappointment, and information on these states disappeared from Particle Data Group Reviews. One of the principal reasons against the π and η mesons was the fact that both $\pi\pi$ and $\eta\pi$ scattering phase shifts do not pass over 90° at putative resonance masses. The situation changes when it was shown in Refs. [8] that in the linear σ -model there is a negative background phase which hides the π meson, Ref. [9]. It has been

^{*}achasov@math.nsc.ru

[†]kiselev@math.nsc.ru

made clear that shielding of wide lightest scalar mesons in chiral dynamics is very natural. This idea was picked up (see, for example, Ref. [10]) and triggered a new wave of theoretical and experimental searches for the σ and ω mesons, see Particle Data Group Review [1].

In theory the principal problem is an impossibility to use the linear σ -model in the tree level approximation inserting widths into σ meson propagators Ref. [8] because such an approach breaks the both unitarity and Adler self-consistency conditions Ref. [11]. Strictly speaking, the comparison with the experiment requires the non-perturbative calculation of the process amplitudes Ref. [12]. Nevertheless, now there are the possibilities to estimate odds of the $U_L(3) \times U_R(3)$ linear σ -model to the underlying physics of light scalar mesons in phenomenology.

Really, even now there is a huge body of information about the S -waves of different two-particle pseudoscalar states. What is more, the relevant information goes to press almost continuously from BES, BNL, CERN, CESR, DA NE, FNAL, KEK, SLAC and others. As for theory, we know quite a lot about the scenario under discussion: the nine scalar mesons, the putative chiral mixing [8] of the (600) and $(700-900)$ mesons, the unitarity, the analyticity and Adler self-consistency conditions. In addition, there is the light scalar meson treatment motivated by field theory. The foundations of this approach were formulated in Refs. [14-18], see also Refs. [19,20], Ref. [13]. In particular, the propagators of scalar mesons were introduced in this approach. As was shown in Ref. [20], these propagators satisfy the Kallen-Lehmann representation in the wide domain of coupling constants of the light scalar mesons with the two-particle states.

The $a_0(980)$ and $f_0(980)$ scalar mesons, discovered more than thirty years ago, became the hard problem for the naive quark-antiquark ($q\bar{q}$) model from the outset. Really, on the one hand the almost exact degeneration of the masses of the isovector $a_0(980)$ and isoscalar $f_0(980)$ states revealed seemingly the structure similar to the structure of the vector ρ and ω mesons, S -wave $q\bar{q}$ states, or as $f_2(1270)$, $a_2(1320)$ and $f_1(1285)$, $a_1(1260)$ - P -wave $q\bar{q}$ states, what is closer to our case of scalar mesons. On the other hand, the coupling of $f_0(980)$ with the $K\bar{K}$ channel pointed unambiguously to a considerable part of the strange quark pairs in the wave function of $f_0(980)$. It was noted in the late 1970s that in the MIT bag model (which incorporates confinement phenomenologically) there are light four-quark scalar states and suggested that $a_0(980)$ and $f_0(980)$ might be these states [5], with the $s\bar{s}$ pair additional to non-strange quarks. From that time $a_0(980)$ and $f_0(980)$ resonances became the subject of an intensive investigation, see, for example, Refs. [3,4,6,10,14-45].

Ten years later there was proposed in Ref. [23] to study radiative decays $\rho^0 \rightarrow a_0^0 \pi^0$ and $\rho^0 \rightarrow f_0^0 \pi^0$ to solve the puzzle of the lightest scalar mesons. Over the next ten years before the experiments (1998), this question was examined from different points of view [24-28].

Now these decays have been studied not only theoretically but also experimentally. The first measurements have been reported by the SND [29-32] and CMD-2 [33] Collaborations which obtain the following branching ratios

$$\text{Br}(\rho^0 \rightarrow a_0^0 \pi^0) = (8.8 \pm 1.4 \pm 0.9) \cdot 10^{-5} \quad [31];$$

$$\text{Br}(\rho^0 \rightarrow f_0^0 \pi^0) = (12.21 \pm 0.98 \pm 0.61) \cdot 10^{-5} \quad [32];$$

$$\text{Br}(\rho^0 \rightarrow \omega \pi^0) = (9.0 \pm 2.4 \pm 1.0) \cdot 10^{-5} \quad [33];$$

$$\text{Br}(\pi^0 \pi^0 \pi^0) = (9.2 \pm 0.8 \pm 0.6) \cdot 10^{-5} \quad [33];$$

In Refs. [30,32,33] the data on the $\pi^0 \pi^0 \pi^0$ decay were analyzed in the $K^+ K^-$ -loop model of the single $f_0(980)$ resonance production, suggested in Ref. [23]. In Ref. [37] the data on the $\pi^0 \pi^0 \pi^0$ decay and on the phase δ_0^0 of the $\pi\pi$ scattering were analyzed simultaneously for the first time, which allowed to determine relative phase between the signal amplitude $|S| e^{i\delta_0^0}$ and the background one $|B| e^{i\delta_B}$ properly. It was done there in the model of mixing of the $f_0(980)$ with effective scalar resonance (it's mass was about 1.5 GeV in that work), suggested in [25].

Then the data came from the KLOE experiment [34,35]:

$$\text{Br}(\pi^0 \pi^0 \pi^0) = (8.51 \pm 0.51 \pm 0.57) \cdot 10^{-5} \text{ in } \pi^0 \pi^0 \pi^0 \quad [34];$$

$$\text{Br}(\pi^0 \pi^0 \pi^0) = (7.96 \pm 0.60 \pm 0.40) \cdot 10^{-5} \text{ in } \pi^0 \pi^0 \pi^0 \quad [34];$$

$$\text{Br}(\pi^0 \pi^0 \pi^0) = (10.9 \pm 0.3 \pm 0.5) \cdot 10^{-5} \quad [35];$$

in agreement with the Novosibirsk data [29,33] but with a considerably smaller error. Note that the reanalysis of the KLOE data on the $\pi^0 \pi^0 \pi^0$ can be found in Ref. [44].

Unfortunately, in Ref. [35] interference of signal reaction $e^+ e^- \rightarrow \pi^0 \pi^0 \pi^0$ with the coherent background $e^+ e^- \rightarrow \pi^0 \pi^0 \pi^0$ was not taken into account, so the data in the low-mass region are not correct even by the order of magnitude, and the suggestion of point-like (600) contribution, made in Ref. [35], has no ground because it bases exactly on the data in this region Ref. [46]. The interference under discussion makes separation of the signal reaction in the low-mass region difficult in general. The data in the high-mass region (we take $m > 660$ MeV, see Sec.III) can be treated as correct since they suffer no π^0 effect.

In this paper we show that the KLOE data on the $\pi^0 \pi^0 \pi^0$ decay and the data on the phase δ_0^0 can be described simultaneously in the model of Ref. [25], taking into account the chiral shielding of the (600) meson and its mixing with the $f_0(980)$ meson. It means that the existence of the light $\pi\pi$ don't contradict both types of data. Different variants of such description are presented in Sec.III.

All formulas for the $\pi^0 (\pi^+ \pi^- \pi^0) \pi^0 \pi^0$ reaction ($S = f_0(980) + (600)$) taking the background into account are shown in Sec.II. The results of the data analysis are presented in Sec.III. A brief summary is given in Sec.IV.

II. THE FORMALISM OF THE $\pi^0 \pi^0 \pi^0$ AND $\pi^0 \pi^0 \pi^0 \pi^0$ REACTIONS

In Refs. [23,25] it was shown that the dominant background process is $\pi^0 \pi^0 \pi^0$, while the reactions $e^+ e^- \rightarrow \pi^0 \pi^0 \pi^0$ and $e^+ e^- \rightarrow \pi^0 \pi^0 \pi^0 \pi^0$ have small influence in the region $m_{\pi\pi} > 900$ MeV, in Ref. [37] was shown that this background is small at $m > 700$ MeV.

The amplitude of the background decay $(p) \rightarrow \pi^0 \pi^0 \pi^0 (q) \rightarrow \pi^0(k_1) \pi^0(k_2)$ has the following form:

$$M_{\text{back}} = g_0 g_0 \quad p \rightarrow q \quad : \quad \frac{k_1 \cdot k_2}{D(q+k_2)} + \frac{k_2 \cdot k_1}{D(q+k_1)} \quad : \quad (1)$$

Mixing of isosinglet scalar states is an important feature of the signal reaction $\pi^0 \pi^0 \rightarrow S \rightarrow \pi^0 \pi^0$. Based on the $K^+ K^-$ -loop mechanism of the decay $\pi^0 \rightarrow (\pi^0 \pi^0)$, suggested in Ref. [23], and advanced in Refs. [25], the amplitude of the signal $\pi^0 \rightarrow (\pi^0 \pi^0) \rightarrow \pi^0 \pi^0$ taking into account the mixing of f_0 and mesons above the $K\bar{K}$ threshold is

$$M_{sig} = e^{i\phi_B} g(m) \left(\left(\frac{(q)(p)}{(pq)} \right) \left(\sum_{R, R^0} g_{R K^+ K^-} G_{R R^0}^{-1} g_{R^0 \pi^0 \pi^0} \right) \right); \quad (2)$$

where $R, R^0 = f_0, \dots$. The phase ϕ_B is divided into ϕ_B and ϕ_B^{KK} (see Refs. [16,18] in connection with $\pi^0 \rightarrow K\bar{K}$), which are phases of the elastic background of the π^0 and $K\bar{K}$ scattering:

$$\phi_B = \phi_B + \phi_B^{KK}; \quad (3)$$

Note that the additional phase ϕ_B^{KK} changes the modulus of the amplitude at $m < 2m_K$. Let's define

$$P_K = \begin{cases} e^{i\phi_B^{KK}}; & m > 2m_K; \\ \text{analytical continuation of } e^{i\phi_B^{KK}}; & m < 2m_K; \end{cases} \quad (4)$$

Note also that the phase ϕ_B was defined as ϕ_B in Refs. [25,37].

The matrix of propagators [25] is

$$G_{R R^0}(m) = \begin{pmatrix} D_{f_0}(m) & f_0(m) \\ f_0(m) & D(m) \end{pmatrix}^{-1};$$

$$f_0(m) = \sum_{a,b} \frac{g_{ab}}{g_{f_0 ab}} f_0^{ab}(m) + C_{f_0};$$

where the constant C_{f_0} incorporates the subtraction constant for the transition $f_0(980) \rightarrow (\pi^0 \pi^0) \rightarrow (600)$ and effectively takes into account contribution of multiparticle intermediate states to $f_0 \rightarrow \pi^0 \pi^0$ transition, see Ref. [25]. The inverse propagator of the scalar meson R , is presented in Refs. [14,18,20,23,25,40]:

$$D_R(m) = m_R^2 - m^2 + \sum_{ab} \text{Re} f_R^{ab}(m^2) f_R^{ab}(m^2); \quad (5)$$

where $\sum_{ab} \text{Re} f_R^{ab}(m^2) f_R^{ab}(m^2) = \text{Re} \Pi_R(m^2) - \Pi_R(m^2)$ takes into account the finite width corrections of the resonance which are the one loop contribution to the self-energy of the R resonance from the two-particle intermediate ab states.

For pseudoscalar ab mesons and $m_a = m_b; m = m_+$ one has:

$$f_R^{ab}(m^2) = \frac{g_{R ab}^2}{16} \frac{m_+ + m_-}{m^2} \ln \frac{m_b + m_-}{m_a - m_-} +$$

$$+ \frac{1}{4} \ln \frac{1}{m^2 - m_-^2} - \frac{1}{4} \ln \frac{1}{m^2 - m_+^2} \quad (6)$$

$m = m_+ < m_+$

$$\begin{aligned}
g_{R,ab}^{ab}(m^2) = & \frac{g_{R,ab}^2}{16} \frac{m_+ m_-}{m^2} \ln \frac{m_b}{m_a} j_{ab}(m) j_{ab}(m) + \\
& + \frac{2}{j_{ab}(m)} j_{ab}(m) \arctan \frac{m_+^2 - m_-^2}{m^2} :
\end{aligned} \quad (7)$$

$m < m_+$

$$\begin{aligned}
g_{R,ab}^{ab}(m^2) = & \frac{g_{R,ab}^2}{16} \frac{m_+ m_-}{m^2} \ln \frac{m_b}{m_a} \frac{1}{j_{ab}(m)} \ln \frac{m_+^2 - m_-^2}{m^2} + \\
& + \frac{1}{j_{ab}(m)} \ln \frac{m_+^2 - m_-^2}{m^2} :
\end{aligned} \quad (8)$$

$$g_{ab}(m) = \frac{s}{(1 - \frac{m_+^2}{m^2})(1 - \frac{m_-^2}{m^2})}; \quad m = m_a = m_b \quad (9)$$

The constants $g_{R,ab}$ are related to the width

$$\Gamma(R \rightarrow ab; m) = \frac{g_{R,ab}^2}{16 m} g_{ab}(m) : \quad (10)$$

Note that we take into account intermediate states $KK; \pi^0; \eta^0$ in the f_0 (980) and (600) propagators:

$$f_0 = f_0^+ + f_0^{\pi^0} + f_0^{K^+K} + f_0^{K^0\bar{K}^0} + f_0 + f_0^{\eta^0} + f_0^{\eta^0\eta^0}; \quad (11)$$

and also for the (600). We use $g_{f_0 K^0 \bar{K}^0} = g_{f_0 K^+ K^-}$; $g_{f_0 \pi^0 \pi^0} = g_{f_0 \eta^0 \eta^0} = \frac{p}{2}$, the same for the (600), too.

For other coupling constants we use the four-quark model prediction [23,22]:

$$\begin{aligned}
g_{f_0} &= g_{f_0 \pi^0 \pi^0} = \frac{2}{3} \frac{p}{2} g_{f_0 K^+ K^-}; \quad g_{f_0 \eta^0 \eta^0} = \frac{p}{3} g_{f_0 K^+ K^-}; \\
g &= g_{\pi^0 \pi^0} = \frac{1}{3} \frac{p}{2} g_{\pi^0 \pi^0}; \quad g_{\eta^0 \eta^0} = \frac{1}{3} \frac{p}{2} g_{\eta^0 \eta^0} :
\end{aligned}$$

The loop integral $g(m)$ has the following forms, see Refs. [23,20,38,40]:
for $m < 2m_K$

$$\begin{aligned}
g(m) = & \frac{e}{2(2\pi)^2} g_{K^+K^-} \left(1 + \frac{1}{2} \frac{m^2(m^2)}{m^2(m^2)} \right) \\
& + 2j(m^2) \arctan \frac{1}{j(m^2)j} (m^2)(m^2) + i(m^2) \\
& + (1 - \frac{m^2}{4}) \frac{1}{4} (1 + i(m^2))^2 \\
& + \arctan \frac{1}{j(m^2)j} ;
\end{aligned} \quad (12)$$

where

$$(\mathfrak{m}^2) = \frac{s}{1 - \frac{4m_{K^+}^2}{m^2}}; \quad (\mathfrak{m}^2) = \ln \frac{1 + (\mathfrak{m}^2)}{1 - (\mathfrak{m}^2)}; \quad \frac{e^2}{4} = \frac{1}{137}; \quad (13)$$

Form $2m_{K^+}$

$$\begin{aligned} \mathfrak{g}(\mathfrak{m}) &= \frac{e}{2(2)^2} \mathfrak{g}_{K^+K} \left(1 + \frac{1}{2} \frac{(\mathfrak{m}^2)}{(\mathfrak{m}^2)} \right) \\ &= \frac{(\mathfrak{m}^2)(\mathfrak{m}^2 - i)}{(\mathfrak{m}^2)(\mathfrak{m}^2 - i)} \frac{1}{4} (1 - (\mathfrak{m}^2)) (\mathfrak{m}^2 + i)^2 (\mathfrak{m}^2 + i)^2 : \end{aligned} \quad (14)$$

The mass spectrum of the reaction is

$$\frac{(\mathfrak{m}^2 - i)}{dm} = \frac{d_s}{dm} + \frac{d_{back}(\mathfrak{m})}{dm} + \frac{d_{int}(\mathfrak{m})}{dm}; \quad (15)$$

where the signal contribution

$$\frac{d_s}{dm} = \frac{\mathfrak{P}_K \mathfrak{f}(\mathfrak{m}) \mathfrak{f}(\mathfrak{m}^2 - 4m^2)}{3(4)^3 m^3} \mathfrak{g}_{RK+K} \mathfrak{G}_{RR^0}^1 \mathfrak{g}_{R^0 R^0} \mathfrak{f}(\mathfrak{m}^2); \quad (16)$$

The mass spectrum of the background process is

$$\frac{d_{back}(\mathfrak{m})}{dm} = \frac{1}{2} \frac{(\mathfrak{m}^2 - m^2) \mathfrak{m}^2 - 4m^2}{256 m^3} \int_1^1 dx A_{back}(\mathfrak{m}; x); \quad (17)$$

where

$$\begin{aligned} A_{back}(\mathfrak{m}; x) &= \frac{1}{3} \mathfrak{M}_{back} \mathfrak{f} = \\ &= \frac{1}{24} g^2 g^2 f(\mathfrak{m}^8 + 2m^2 m^4 \tilde{m}^2 - 4m^6 \tilde{m}^2 + 2m^4 \tilde{m}^4 \\ &\quad 4m^2 m^2 \tilde{m}^4 + 6m^4 \tilde{m}^4 + 2m^2 \tilde{m}^6 - 4m^2 \tilde{m}^6 + \tilde{m}^8 - 2m^6 m^2 \\ &\quad 2m^2 m^2 \tilde{m}^2 m^2 + 2m^4 \tilde{m}^2 m^2 - 2m^2 \tilde{m}^4 m^2 + 2m^2 \tilde{m}^4 m^2 - 2m^6 m^2 + \\ &\quad m^4 m^4 + \tilde{m}^4 m^4) \left(\frac{1}{\mathfrak{D}(\mathfrak{m})^2} + \frac{1}{\mathfrak{D}(\mathfrak{m})^2} \right) + (\mathfrak{m}^2 - m^2) (\mathfrak{m}^2 \\ &\quad 2m^2 + 2\tilde{m}^2 - m^2) (2m^2 m^2 + 2m^2 m^2 - m^4) \frac{1}{\mathfrak{D}(\mathfrak{m})^2} + \\ &\quad 2Re \left(\frac{1}{\mathfrak{D}(\mathfrak{m}) \mathfrak{D}(\mathfrak{m})} \right) (\mathfrak{m}^8 - m^6 \tilde{m}^2 + 2m^4 m^2 \tilde{m}^2 + \\ &\quad 2m^2 m^4 \tilde{m}^2 - 4m^6 \tilde{m}^2 - 4m^2 m^2 \tilde{m}^4 + 6m^4 \tilde{m}^4 + \\ &\quad 2m^2 \tilde{m}^6 - 4m^2 \tilde{m}^6 + \tilde{m}^8 + m^2 m^4 m^2 - 2m^6 m^2 + 2m^4 \tilde{m}^2 m^2 \\ &\quad 4m^2 m^2 \tilde{m}^2 m^2 + 2m^4 \tilde{m}^2 m^2 - m^2 \tilde{m}^4 m^2 + 2m^2 \tilde{m}^4 m^2 - 2m^6 m^2 \\ &\quad m^4 m^4 - m^2 \tilde{m}^2 m^4 + 2m^2 \tilde{m}^2 m^4 + \tilde{m}^4 m^4) g; \end{aligned} \quad (18)$$

$$\begin{aligned} \tilde{m}^2 &= m^2 + \frac{(m^2 - m^2)}{2} \left(1 - x - 1 - \frac{4m^2}{m^2}\right) \\ \tilde{m}^2 &= m^2 + 2m^2 - m^2 - \tilde{m}^2 : \end{aligned} \quad (19)$$

Note that in Ref. [37] there are typos, m should be replaced by \tilde{m} everywhere in Eq. (18) of Ref. [37], as in Eq. (18) of the given paper, see also Ref. [39]. Note also that all calculations in Ref. [37] were done with the correct expression.

The interference between signal and background processes accounts for

$$\frac{d_{\text{int}}(m)}{dm} = \frac{1}{2} \frac{m^2 - 4m^2}{256 m^3} \int_0^1 dx A_{\text{int}}(m; x); \quad (20)$$

where

$$\begin{aligned} A_{\text{int}}(m; x) &= \frac{2}{3} (m^2 - m^2) \text{Re} \left[M_f M_{\text{back}} \right] = \\ &= \frac{1}{3} \text{Re} \left[P_K e^{i_B} g(m) g \right] g \left(\frac{x}{R, R^0} \right) \left(g_{RK+K} G_{RR^0}^1 g_{R^0} \right) \left(\frac{(m^2 - m^2)^2 m^2 - (m^2 - m^2)^2 \tilde{m}^2}{D(\tilde{m})} + \right. \\ &\quad \left. \frac{(m^2 - m^2)^2 m^2 - (m^2 - m^2)^2 \tilde{m}^2}{D(\tilde{m})} \right) g; \end{aligned} \quad (21)$$

The factor $1/2$ in (17) and the factor $1/2$ in (20) take into account the identity of pions, the same reason for definition $g_{R^0} = g_R + \frac{1}{2}$ in (16).

The S-wave amplitude T_0^0 of the scattering with $I=0$ [16,18,25]

$$T_0^0 = \frac{e^{2i_0^0}}{2i} \frac{1}{(m)} = \frac{e^{2i_B}}{2i} \frac{1}{(m)} + e^{2i_B} \frac{x}{R, R^0} \frac{g_R G_{RR^0}^1 g_{R^0}}{16}; \quad (22)$$

Here i_0^0 is the inelasticity, $i_0^0 = 1$ for $m < 2m_{K^+}$, and

$$i_0^0(m) = i_B(m) + i_{\text{res}}(m); \quad (23)$$

where $i_B(m)$ (i_B in Ref. [25]) is the phase of the elastic background (see Eq. 3), and $i_{\text{res}}(m)$ is half of the phase of

$$S_0^{\text{res}} = 1 + 2i \frac{x}{R, R^0} \frac{g_R G_{RR^0}^1 g_{R^0}}{16}; \quad (24)$$

$g_R = \frac{1}{3} = 2g_{R^+}$. The chiral shielding phase of the elastic background $i_B(m)$, motivated by the χ -model Ref. [8], is taken in the form

$$\tan(i_B) = \frac{p}{2m} b_0 - b_1 \frac{p^2}{(2m)^2} + b_2 \frac{p^4}{(2m)^4} \frac{1}{1 + p^2/m^2}; \quad (25)$$

or

$$e^{2i_B} = \frac{1 - \frac{ip}{2m} - b_0 - b_1 \frac{p^2}{(2m)^2} + b_2 \frac{p^4}{(2m)^4} - \frac{1}{1+p^2}}{1 + \frac{ip}{2m} - b_0 - b_1 \frac{p^2}{(2m)^2} + b_2 \frac{p^4}{(2m)^4} - \frac{1}{1+p^2}} \quad (26)$$

Here $p = \sqrt{m^2 - 4m_K^2}$, and $(1 + p^2)^{-1}$ is a cut-off factor. The phase δ_B^{KK} is parameterized in the following way:

$$\tan \delta_B^{KK} = f_K(m^2) \sqrt{m^2 - 4m_K^2} \quad (27)$$

Since $e^{2i_B(m)}$ has a pole at $m^2 = m_0^2$, it also should be compensated, namely by the zero in $e^{2i_B^{KK}(m)}$, i.e.

$$f_K(m_0^2) = \epsilon \frac{1}{4m_K^2 - m_0^2} - \frac{1}{2m_K^2} : \quad (28)$$

The inverse propagator of the η meson has the following expression

$$D(\eta) = m^2 - m^2 - im^2 \frac{g^2}{48} \left(1 - \frac{4m^2}{m^2} \right)^{3/2} : \quad (29)$$

.

The coupling constants $g_{K^+K} = 4.376 \pm 0.074$ and $g_\eta = 0.814 \pm 0.018 \text{ GeV}^{-1}$ are taken from the most precise measurement Ref. [47]. Note that in Ref. [34,37] the value $g_{K^+K} = 4.59$ was obtained using the [48] data. To obtain the coupling constant g_η we used the data of the experiments Ref. [49] and Ref. [50] on the $\eta \rightarrow \pi^0 \pi^0$ decay and the expression

$$\langle \pi^0 \pi^0 | \eta \rangle = \frac{g_\eta^2}{96 m^3} (m^2 - m^2)^3; \quad (30)$$

the result $g_\eta = 0.26 \pm 0.02 \text{ GeV}^{-1}$ is the weighed average of these experiments.

III. DATA ANALYSIS

A. Restrictions

To analyze the data, we construct a function to minimize:

$$\chi_{\text{tot}}^2 = \chi_{\text{sp}}^2 + \chi_{\text{ph}}^2 : \quad (31)$$

Here χ_{sp}^2 is an usual χ^2 function to $\eta \rightarrow \pi^0 \pi^0$ spectrum in the $\eta \rightarrow \pi^0 \pi^0$ decay, see APPENDIX I for details, while χ_{ph}^2 is the δ_0^0 contribution. For the scattering phase δ_0^0 we use the data [51-55].

Some parameters are fixed by the requirement of the proper analytical continuation of amplitudes. The phase factor e^{2i_B} has a singularity under the threshold in the point m_0^2 when

$$1 - \frac{4m^2 - m_0^2}{2} \frac{q}{2m} b_0 + b_1 \frac{4m^2 - m_0^2}{(2m)^2} + b_2 \frac{(4m^2 - m_0^2)^2}{(2m)^4} = 0; \quad (32)$$

see Eq. (26). As soon as the amplitude (22) should have no poles under the threshold, Eq. (24) should be equal to zero at the m_0^2 Ref. [56]. This condition fixes one free parameter from the fit. Another free parameter may be removed by fixing scattering length a_0^0 , namely,

$$\lim_{m \rightarrow m_0^2} G_{R^0} = G_{R^0}^{-1} a_0^0 \quad b_0 = a_0^0 \quad (33)$$

fixes b_0 , for example. In two variants of fitting the data (see below Fits 3, 4 in Table I) we take $a_0^0 = 0.22 \text{ m}^{-1}$ from the recent calculation [57] based on the chiral perturbation theory and Roy equations. This number excellently consists with all other results, for example, with the BNL experimental result $a_0^0 = (0.228 \pm 0.012) \text{ m}^{-1}$ Ref. [58]. In other variants of the data analysis we treat a_0^0 as a free parameter, though it is still close to these numbers also.

The separate question deals with Adler zeros. The zero in the amplitude of the scattering appears automatically near 150 MeV in all obtained analyzes, see Tables I, II, while for the amplitude Eq. (2) the condition of the Adler zero existence is rather strict.

B. Investigating the general scenario and around

The general view upon the situation is following. The (600) coupling with the KK channel $g_{K^+K^-}$ is suppressed relative to one with the $\pi^+\pi^-$ channel $g_{\pi^+\pi^-}$. The mass of the meson is in the 500–700 MeV range, in addition, there are Adler zeroes in $T_0^0(\pi^+\pi^-)$ and $T(\pi^+\pi^-)$ (i.e., in $T_0^0(K^+K^-)$) amplitudes near threshold. The general aim of this subsection is to demonstrate that the data is in excellent agreement with this general scenario, G S.

Let's discuss it a little bit more. The analysis shows that the data prefer to have the Adler zero in the amplitude of the decay at the negative values of m^2 , i.e. in the region of the left cut. As for the scattering amplitude, the Adler zero appears a bit lower the threshold automatically in all variants, see Tables I, II. Therefore we demand from the π -decay amplitude to have the Adler zero in the interval $0 < m^2 < 4m^2$, below we present variants with $m^2 = m^2$ (Fits 1, 2 in Table I). Besides, the data favor negative $f_K(m^2)$ at the resonant region, fitting with the "effective" constant $f_K(m^2) = 1 = \kappa$ gives $1 = \kappa = 0.6 \text{ GeV}$. But Eq. (28) shows that near the threshold the function $f(m^2)$ should be about $1/\text{GeV}$, i.e. positive. We choose $f_K(m^2)$ in the form

$$f_K(m^2) = \frac{\arctan\left(\frac{m^2 - m_0^2}{m_0^2}\right)}{\kappa}; \quad (34)$$

This choice supports change of the sign in $m = m_2 = 700 - 800 \text{ MeV}$, in addition it is rather simple (only two new parameters are introduced for Eq. (28)). The point is that we haven't enough data and theory to determine precisely $f_K(m^2)$, that is why the formula (34) should be considered only as a simple model, having desirable properties.

To complete the picture, we have to describe inelasticity $\sigma_0^0(m)$ in the $\pi\pi$ region ($2m_K + , 1.1 \text{ GeV}$) and the phase $\delta^K(m)$ of the amplitude $T(\pi\pi \rightarrow K\bar{K})$. As for the inelasticity, the experimental data Ref. [51] gives an evidence in favor of low values of $\sigma_0^0(m)$ near the $K\bar{K}$ threshold. The situation with the experimental data on $\delta^K(m)$ is controversial and experiments have large errors. We consider these data as a guide, which main role is to fix the sign between signal and background amplitudes (2) and (1), and hold two points of the experiment [59], see Fig. 7. Note once more that we analyze only the data for $m < 1.1 \text{ GeV}$.

Providing all the conditions cited above, we set the Adler zero position in $\pi\pi \rightarrow K\bar{K}$ to $m^2 = m^2$ and obtain two variants, presented in Table I (Fits 1, 2) and Figs. 1-7. Note all figures correspond to the Fit 1 in Table I. Emphasize that the first variant is for the positive $g^2_{\pi^0 K^+ K^-} = g_{f_0 K^+ K^-}$ ratio, and another is for the opposite sign of this ratio. The point is that this sign appears only in the f_0 mixing, which is rather small, and by slight change of the parameters, especially the constant C_{f_0} , we obtain a kind of symmetry. This consideration is supported by the data, see Tables I, II, and by the fact that the resonant phase $\delta_{res}(m)$ reaches 90 and 270 degrees close to m and m_{f_0} correspondingly. These variants don't leave any doubt that the data is in perfect agreement with GS.

As it is the general problem to describe the data and have low $\sigma_0^0(m)$ at the same time, we study the possibility of our model to do it. The key experimental point is the 1.01 GeV one, see Fig. 4. We present two variants in Table I, Fit 3 with $\sigma_0^0(m = 1.01 \text{ GeV}) = 0.39$ and Fit 4 with $\sigma_0^0(m = 1.01 \text{ GeV}) = 0.41$ (the central value in the experimental value 0.41 ± 0.14), with different signs of $g^2_{\pi^0 K^+ K^-} = g_{f_0 K^+ K^-}$. Note that variant 4 was obtained not by "direct" χ^2 method, because we raised the weights of the δ^K points to obtain better agreement with the experimental data. Note also that some discrepancy with the data on δ^K phase can be explained by the influence of higher resonances. The used model for $f_K(m^2)$ should be considered as a guide in the region of $m^2 > 1 \text{ GeV}^2$.

Making Fit 4 we set the Adler zero position in $\pi\pi \rightarrow K\bar{K}$ to $m^2 = m^2 = 2$ for variety. Note that varying the Adler zero position in $\pi\pi \rightarrow K\bar{K}$ amplitude in the region $0 < m^2 < 4m^2$ doesn't give noticeable effect, any deviation of the Adler zero position inside these bounds can be compensated by the negligible change in the parameters and the fit quality.

One can raise a question about different other possibilities, supported by the data, because such a good agreement gives an additional "reserve" to go far from the obtained parameters. The consideration of different possibilities is more reasonable here than calculation of errors, because different variants correspond to different physical situations and give an ability to find crucial points for further investigations.

In Fits 5, 6, Table II, we have the picture like in the four-quark model: $f_0(980)$ weakly couples to the $\pi\pi$ channel and the $\phi(600)$ does not couple to the $K\bar{K}$ channel. Furthermore, $g^2_{\pi^0 K^+ K^-} = 2 g^2_{f_0 K^+ K^-}$, as predicted by the naive four-quark model, see Ref. [5, 41].

Note that in all variants $g^2_{f_0 K^+ K^-} = 4$ and $g^2_{\phi K^+ K^-} = 4$ obtained in Ref. [44].

Finally we would like to mention, that the data may be perfectly described with low $m_{\phi} \approx 400 \text{ MeV}$ (low mass of $\phi(600)$ is interesting for the sigma term problem). Removing the requirement of the Adler zero in the $\pi\pi \rightarrow K\bar{K}$ amplitude leads to a small improvement of χ^2 and inessential changes in the parameters, while Adler zero goes to $m^2 \approx (1 \text{ GeV})^2$.

Table I.

| Fit | 1 | 2 | 3 | 4 |
|---|------------------------|------------------------|------------------------|------------------------|
| $m_{f_0}, \text{M eV}$ | 984.1 | 985.2 | 984.8 | 987.6 |
| $g_{f_0 K^+ K^-}, \text{G eV}$ | 4.3 | 4.2 | 5.1 | 4.7 |
| $\frac{g_{f_0 K^+ K^-}^2}{4}, \text{G eV}^2$ | 1.44 | 1.39 | 2.09 | 1.79 |
| $g_{f_0^+}, \text{G eV}$ | 1.8 | 2.0 | 1.9 | 2.1 |
| $\frac{g_{f_0^+}^2}{4}, \text{G eV}^2$ | 0.25 | 0.32 | 0.28 | 0.36 |
| $m_{\rho}, \text{M eV}$ | 461.9 | 485.0 | 472.0 | 542.6 |
| $g_{\rho^+}, \text{G eV}$ | 2.4 | 2.2 | 2.5 | 2.5 |
| $\frac{g_{\rho^+}^2}{4}, \text{G eV}^2$ | 0.44 | 0.38 | 0.50 | 0.49 |
| $m_{\omega}, \text{M eV}$ | 286.0 | 240.2 | 319.7 | 289.9 |
| $g_{K^+ K^-}, \text{G eV}$ | 0.55 | 0.93 | 0.43 | 1.1 |
| $\frac{g_{K^+ K^-}^2}{4}, \text{G eV}^2$ | 0.024 | 0.07 | 0.015 | 0.10 |
| $C, \text{G eV}^2$ | 0.047 | 0.12 | 0.008 | 0.13 |
| $\chi^2/\text{d.o.f.}$ | 11.4 | 11.5 | 24.7 | 12.0 |
| b_0 | 4.9 | 4.8 | 5.3 | 5.2 |
| b_1 | 1.1 | 1.1 | 0.90 | 0.55 |
| b_2 | 1.36 | 1.32 | 1.18 | 0.50 |
| $m_{\omega}, \text{M eV}$ | 172.2 | 172.8 | 160.0 | 150.3 |
| $m_0, \text{M eV}$ | 765.4 | 766.4 | 795.6 | 784.1 |
| $m_2, \text{M eV}$ | 368.9 | 368.6 | 375.7 | 362.2 |
| $\kappa, \text{G eV}$ | 1.24 | 1.24 | 1.25 | 1.26 |
| $a_0^0; m^{-1}$ | 0.209 | 0.209 | 0.22 | 0.22 |
| Adler zero in $\pi^0 \pi^0$ | $(178 \text{ M eV})^2$ | $(207 \text{ M eV})^2$ | $(199 \text{ M eV})^2$ | $(185 \text{ M eV})^2$ |
| Adler zero in $\pi^0 \pi^+ \pi^- K K$ | m^2 | m^2 | m^2 | $m^2=2$ |
| $\chi^2_0 (1010 \text{ M eV})$ | 0.48 | 0.48 | 0.39 | 0.41 |
| $\chi^2_{\text{tot}} = \chi^2_{\text{ndf}} (\text{CL})$ | 40.0=48 (79%) | 40.0=48 (79%) | 44.2=49 (67%) | 45.8=49 (60%) |
| $\chi^2_{\text{sp}} (18 \text{ points})$ | 11.7 | 11.6 | 10.2 | 11.8 |

Table II.

| Fit | 5 | 6 |
|--|------------------------|------------------------|
| $m_{f_0}, \text{M eV}$ | 987.1 | 984.2 |
| $g_{f_0 K^+ K^-}, \text{G eV}$ | 2.9 | 2.8 |
| $\frac{g_{f_0 K^+ K^-}^2}{4}, \text{G eV}^2$ | 0.67 | 0.62 |
| $g_{f_0^+}, \text{G eV}$ | 0.9 | 0.8 |
| $\frac{g_{f_0^+}^2}{4}, \text{G eV}^2$ | 0.07 | 0.05 |
| $m_{\rho}, \text{M eV}$ | 709.0 | 692.5 |
| $g_{\rho^+}, \text{G eV}$ | 3.6 | 3.3 |
| $\frac{g_{\rho^+}^2}{4}, \text{G eV}^2$ | 1.01 | 0.89 |
| $m_{\omega}, \text{M eV}$ | 492.5 | 442.4 |
| $g_{\omega K^+ K^-}, \text{G eV}$ | 0.13 | 0.035 |
| $\frac{g_{\omega K^+ K^-}^2}{4}, \text{G eV}^2$ | 0.001 | 0 |
| $C, \text{G eV}^2$ | 0.01 | 0.02 |
| $\Gamma_{\rho}, \text{M eV}$ | 9.8 | 6.4 |
| b_0 | 4.6 | 3.0 |
| b_1 | 1.2 | 0.86 |
| b_2 | 0.18 | 0.16 |
| $m_{\omega}, \text{M eV}$ | 149.4 | 181.0 |
| $m_{\rho}, \text{M eV}$ | 577.5 | 585.4 |
| $m_{\omega}, \text{M eV}$ | 581.7 | 680.4 |
| $\Gamma_{\omega}, \text{G eV}$ | 0.62 | 0.50 |
| $a_0^0; \text{m}^{-1}$ | 0.213 | 0.207 |
| Adler zero in $\pi^0 \pi^0$ | $(190 \text{ M eV})^2$ | $(194 \text{ M eV})^2$ |
| Adler zero in $\pi^0 \pi^0 \pi^0$ | m^2 | m^2 |
| $\Gamma_{\rho^0} (1010 \text{ M eV})$ | 0.56 | 0.57 |
| $\chi^2_{\text{tot}} = \text{ndf} : (\text{CL})$ | 48.1=48 (47%) | 47.1=48 (51%) |
| $\chi^2_{\text{sp}} (18 \text{ points})$ | 17.8 | 15.6 |

FIGURES

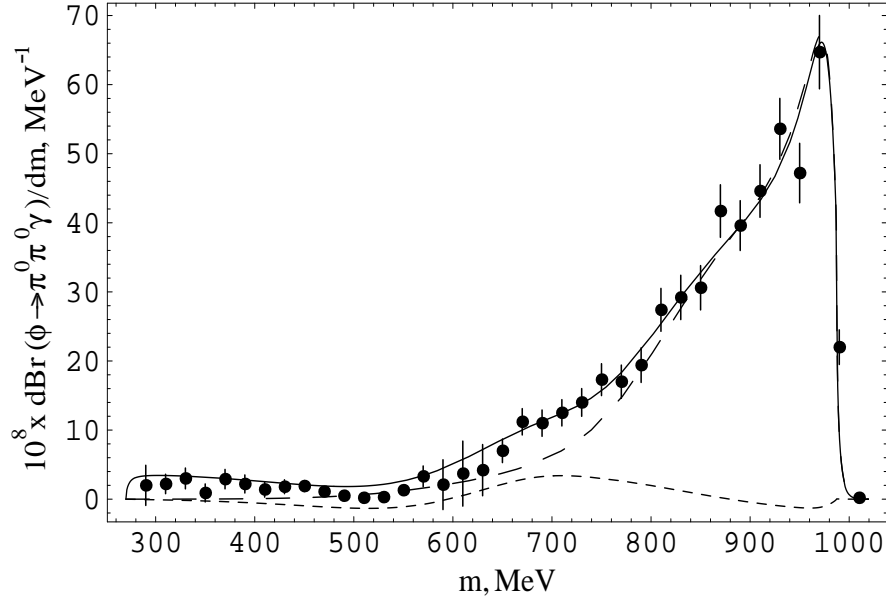


FIG .1. The $\phi \rightarrow \pi^0 \pi^0 \gamma$ spectrum , theoretical curve (solid line) and the KLOE data (points). The signal contribution and the interference term are shown with the dashed line and the dotted line. All figures are for Fit 1 in Table I

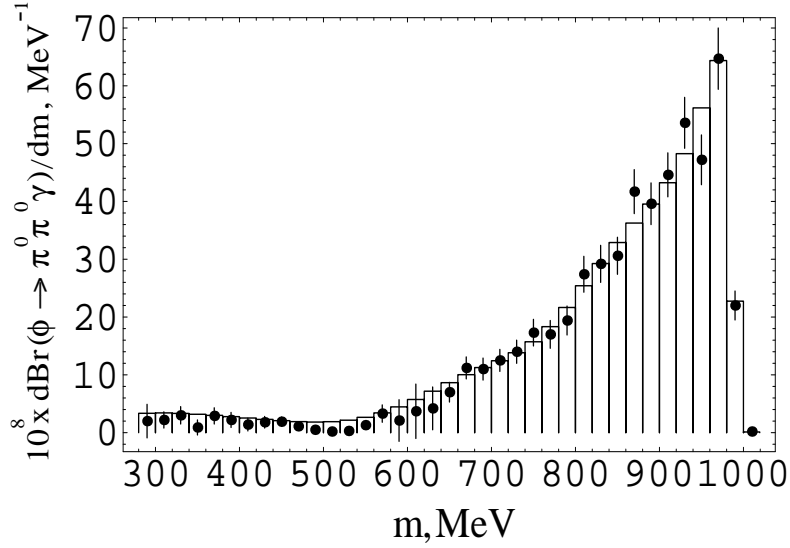


FIG .2. The comparison of the Fit 1 and the KLOE data. Histograms show Fit 1 curve averaged around each bin (see Appendix I)

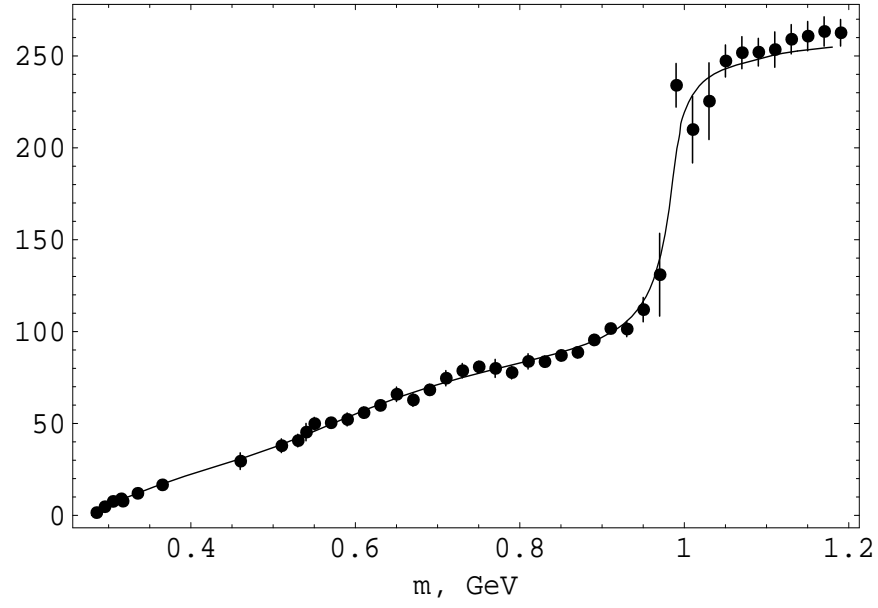


FIG .3. The phase δ_0^0 of the scattering (degrees)

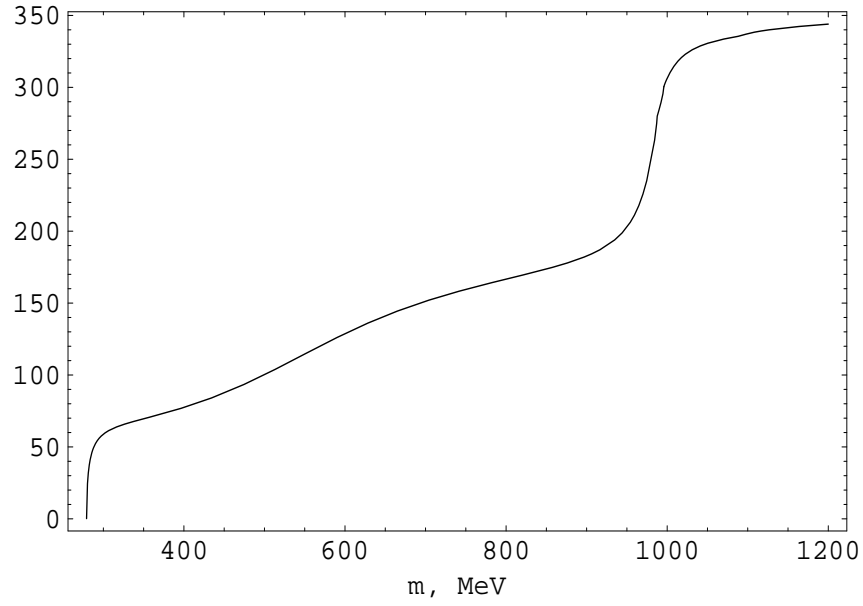


FIG .4. The resonant phase δ_{res}

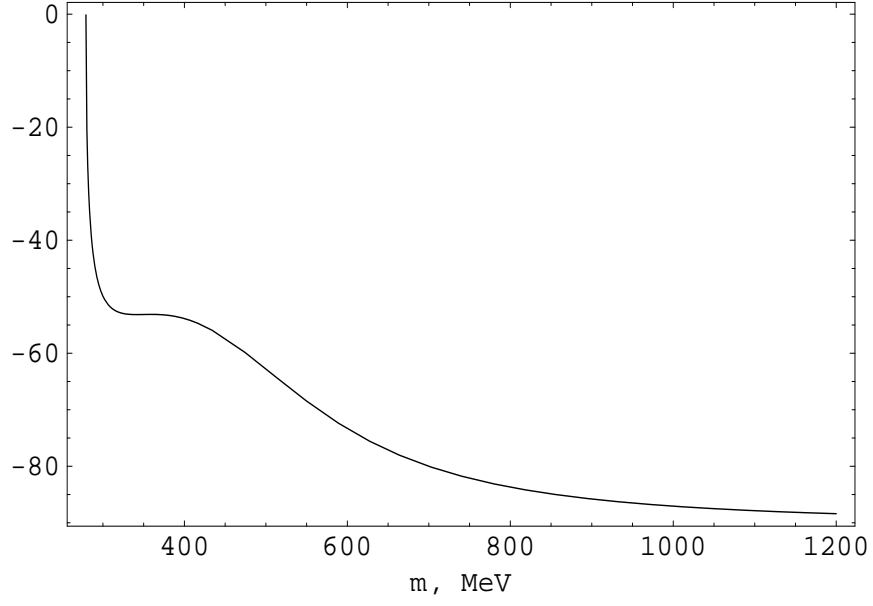


FIG .5. The background phase B

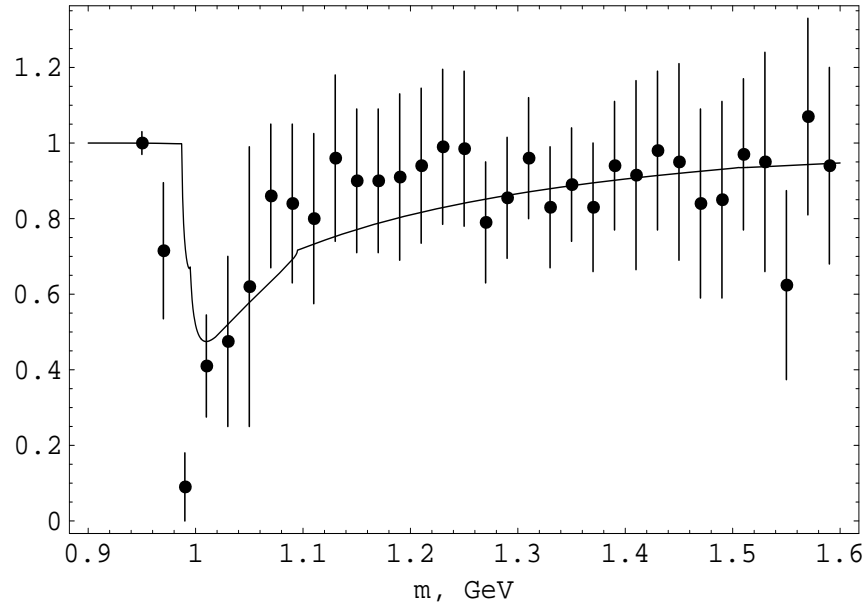


FIG .6. The inelasticity 0_0

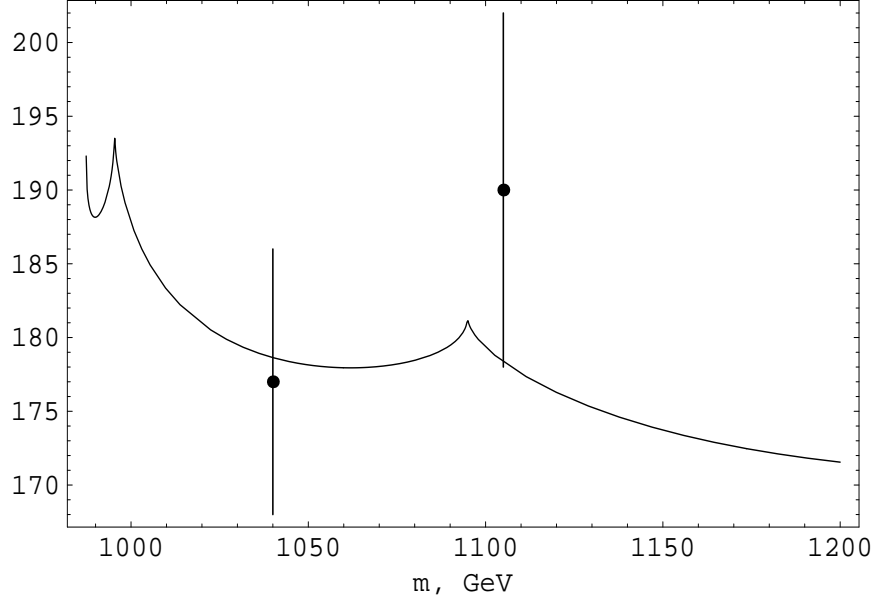


FIG. 7. The phase δ_K of the $\pi^0 K K$ scattering

IV. CONCLUSION

After considering all the variants, one can state that the total amount of the experimental data is perfectly described in the model of the coupled resonances under the general scenario, G S (ChPT value $a_0^0 = 0.22 m^{-1}$, unitarity, analyticity of the amplitudes, Adler zeroes). Some discrepancy with the data in $\pi^0 K K$ phase can be explained by the higher resonances contribution and (possibly) by the choice of $\pi^0 K K$ parametrization Eq. (34). The data still allow to change much in the G S framework, as it is seen from the previous section.

Of course, analyticity considerations are essential for our analysis. It's well-known that analytical function can be restored, if it is known on any interval. A description with required analytical properties is likely to be close to the precise one. In this sense, automatic appearance of Adler zero in $\pi^0 K K$ amplitude gives a wink to us, that we go the right way. Considering $\pi^0 K K$, we have to require Adler zero, this may be a prompt, that this process is more complicated.

Observing variants in the previous section, one can see that the data allow different possibilities, there is still rather wide freedom. The model in itself is able to describe the data even without light π . Nevertheless, the data unambiguously prefers the existence of (600) and G S, see Tables I, II.

Speaking about nature of light scalar mesons, the confirmation of G S whitenesses in favor of the picture described in Introduction. The weak coupling of (600) with the $K K$ channel and $f_0(980)$ with the $\pi\pi$ channel agrees qualitatively with the four-quark model [5] in all variants, see Tables I and II. Certainly, there are a suppression of the coupling of the (600) with the $K K$ channel and a strong suppression of $f_0(980)$ with the $\pi\pi$ channel in the qq model, $(600) = (uu + dd)/\sqrt{2}$ and $f_0(980) = ss$, but the $f_0(980)$ and $a_0(980)$ mass degeneracy cannot be explained in the naive two-quark model in this case because $a_0(980) = (uu - dd)/\sqrt{2}$. In addition, the photon spectra in $\pi^0 \rightarrow f_0(980) \gamma$ and $\pi^0 \rightarrow a_0(980) \gamma$ cannot be explained in this case also [4]. Note that the Fit 6 in Table

It is especially interesting: $g_{K^+K^-} = 0$ and $g_{f_0^+}^2 = 4 \cdot 0.05$. The absence of the coupling (600) with the $K\bar{K}$ channel is excluded in the qq model, while it is the characteristic of the lightest isoscalar scalar primary states in the four-quark model [5].

To make the situation completely clear, one should stress on the ratio $g_{K^+K^-} = g_{f_0^+}$. The available data, unfortunately, don't give an ability to fix this ratio, see Fit 6 in Table II, and only future experiments may establish it precisely. The key data are those on $\pi^+ K\bar{K}$. Practically, introducing low f_0^0 in the point $m = 1010$ MeV leads us to variants with low $g_{K^+K^-} = g_{f_0^+}$. Here new precise experiment on $\pi^+ K\bar{K}$ (or precise measurement of the inelasticity f_0^0 near 1 GeV in $\pi^+ K\bar{K}$) would be crucial. Besides, such an experiment would allow much more precise determination of $B_{B^0}^{KK} (m^2)$, and one could improve the model under consideration. The forthcoming precise experiment in KLOE on $\pi^+ f_0^0$ decay will also help to judge about this phase in an indirect way. We hope also to find the answers for some troubles in the consideration of the decay heavy quarkonia, which are our next aim.

APPENDIX I: χ^2 FUNCTION FOR THE DATA ON THE $\pi^+ f_0^0$ DECAY

In the experiment the whole mass region ($2m_\pi; m_\pi$) is divided into some number of bins. Experimenters measure the average value B_i ("i" is the number of bin) of $dBr(\pi^+ f_0^0) = dm$ around each i-th bin:

$$B_i = \frac{1}{m_{i+1} - m_i} \int_{m_i}^{m_{i+1}} dBr(\pi^+ f_0^0) = dm;$$

In this case one should define χ^2 function as:

$$\chi_{sp}^2 = \sum_i \frac{(B_i^{th} - B_i^{exp})^2}{\sigma_i^2};$$

where B_i^{exp} are the experimental results, σ_i are the experimental errors, and

$$B_i^{th} = \frac{1}{m_{i+1} - m_i} \int_{m_i}^{m_{i+1}} dBr^{th}(\pi^+ f_0^0) = dm$$

($dBr^{th}(\pi^+ f_0^0) = dm$ is the theoretical curve).

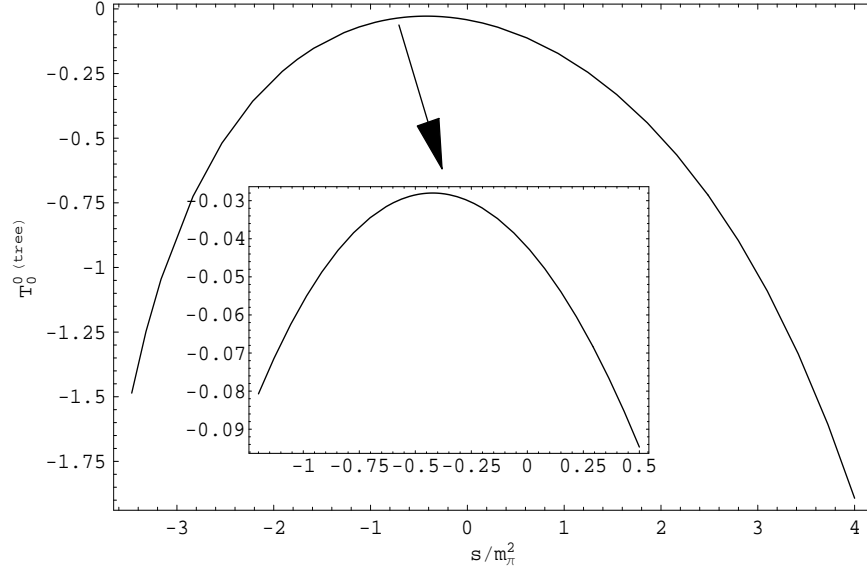


FIG .8. Plot of the amplitude $T_0^{0(\text{tree})}(m)$, for $m = 400 \text{ MeV}$.

APPENDIX II: About Adler zeroes

The well-known Adler condition Ref. [11] means that the amplitude $T^I(\pi^0 \pi^0 \pi^0)$ $A^I(s;t;u)$ with isospin I satisfies

$$A^I(m^2; m^2; m^2) = 0 :$$

Though it doesn't mean, in general, that partial amplitudes $T_1^I(\pi^0 \pi^0 \pi^0)$ $A_1^I(s;t;u)$ must have zeroes. To illustrate this idea let's consider an example. In the linear sigma model the amplitudes $A^I(s;t;u)$, calculated in the first order in tree-level approximation, satisfy Adler condition for all values of m , while the amplitude Ref. [61]

$$T_0^{0(\text{tree})} = \frac{m^2 - m^2}{F^2} \left(5 - 3 \frac{m^2 - m^2}{m^2 - s} - 2 \frac{m^2 - m^2}{s - 4m^2} \ln \left(1 + \frac{s - 4m^2}{m^2} \right) \right)$$

has no zeroes for small m . For example, for $m = 400 \text{ MeV}$ the amplitude $T_0^{0(\text{tree})}$ has no zeroes up to $s = 4m^2 - m^2 = 4m^2$, where this amplitude has a cut, see Fig. 1. Note that for $s = 500 \text{ MeV}$ $T_0^{0(\text{tree})}$ has a zero near $s = m^2 = 4$.

Hence criticisms and even denial of some works basing on the absence of Adler zeroes is incorrect in general. However, establishing an Adler zero near the threshold is very convenient because it guarantees weakness of $\pi\pi$ interactions near the threshold, what is the main physical consequence of Adler condition of self-consistency. We can see it in the example mentioned above – though the amplitude don't reach zero, it's absolute value is small near the threshold. That's why we believe that both $T_0^{0(\text{tree})}$ and $M_{\text{sig}}(\text{Eq. (2)})$ have Adler zeroes not far from the $s = 4m^2$ threshold.

V . A C K N O W L E D G E M E N T S

W e thank S . G i o v a n n e l l a and S . M i s e t t i (K L O E C o l l a b o r a t i o n) v e r y m u c h f o r p r o v i d i n g the u s e f u l i n f o r m a t i o n , d i s c u s s i o n s a n d k i n d c o n t a c t s . T h i s w o r k w a s s u p p o r t e d i n p a r t b y the P r e s i d e n t i a l G r a n t N o . 2 3 3 9 2 0 0 3 2 f o r s u p p o r t o f L e a d i n g S c i e n t i c S c h o o l s .

REFERENCES

- [1] Particle Data Group-2004, S. Eidelman et al., Phys. Lett. B 592, 1 (2004).
- [2] The nontrivial nature of the well established light scalar resonances $f_0(980)$ and $a_0(980)$ is no longer denied practically anybody. In particular, there exist numerous evidences in favour of the four-quark ($q^2\bar{q}^2$) structure of these states, see, for example Refs. [3,4], and references therein. As for the nonet as a whole, a look at Particle Data Group Review [1] gives an idea of the four-quark structure of the light scalar meson nonet, inverted in comparison with the classical two-quark ($q\bar{q}$) vector and tensor meson nonets. Really, while such a nonet cannot be treated as the $q\bar{q}$ one in the naive quark model, it can be easily understood as the $q^2\bar{q}^2$ nonet, where $f_0(600)$ (or σ) has no strange quarks, $f_0(700-900)$ has the s -quark, and $f_0(980)$, $a_0(980)$ have the ss pair, see Refs. [5,6]. To be on the safe side, notice that the linear model does not contradict to non- $q\bar{q}$ nature of the low lying scalars because Quantum Fields can contain different virtual particles in different regions of virtuality.
- [3] N.N. Achasov, Yad. Fiz. 65, 573 (2002) [Phys. At. Nucl. 65, 546 (2002)].
- [4] N.N. Achasov, Nucl. Phys. A 728, 425 (2003); Yad. Fiz. 67, 1552 (2004) [Phys. At. Nucl. 67, 1529 (2004)].
- [5] R.L. Jaffe, Phys. Rev. D 15, 267, 281 (1977).
- [6] D. Black, A. Fariborz, F. Sannino, and J. Schechter, Phys. Rev. D 59, 074026 (1999).
- [7] M. Gell-Mann and M. Levy, Nuovo Cimento 16, 705 (1960);
S. Weinberg, Phys. Rev. Lett. 18, 188 (1967);
B.W. Lee, Nucl. Phys. B 9, 649 (1969);
S. Gasiorowicz and D.A. Geffen, Rev. Mod. Phys. 41, 531 (1969);
J. Schechter and Y. Ueda, Phys. Rev. D 3, 168, 2874 (1971);
C. Rosenzweig, J. Schechter, and C.G. Trahern, Phys. Rev. D 21, 3388 (1980);
P. Di Vecchia and G. Veneziano, Nucl. Phys. B 171, 253 (1980);
G. 't Hooft, hep-th/9903189.
- [8] N.N. Achasov and G.N. Shestakov, Phys. Rev. D 49, 5779 (1994); Yad. Fiz. 56, 206 (1993) [Phys. At. Nucl. 56, 1270 (1993)]; Int. J. Mod. Phys. A 9, 3669 (1994).
- [9] Note that after Refs. [8] a negative background in the $\sigma(600)$ energy region was introduced in R. Kaminski, L. Lesniak, and J.-P. Mallet, Phys. Rev. D 50, 3145 (1994) without a connection with chiral dynamics. For the sake of objectivity note that the resonance scattering (and production) with background was known always, see G. Breit and E.P. Wigner, Phys. Rev. 49, 519, 642 (1936). The classical example of such a case is the $f_0(980)$ resonance which is seen as the narrow deep in the elastic scattering because of its destructive interference with the large background and as the narrow peak in inelastic reactions, for example in $J=\pi\pi$. But in case of a wide resonance similar to the putative $\sigma(600)$ resonance the large background hinders us from a resonance identification in principle if the background nature is not known. Significance of Refs. [8] consists in revealing the chiral nature of background shielding the putative $\sigma(600)$ resonance.
- [10] N.A. Tomqvist, Z. Phys. C 68, 647 (1995); M. Ishida, S. Ishida, and T. Ishida, Prog. Theor. Phys. 99, 1031 (1998).
- [11] S.L. Adler, Phys. Rev. B 137, 1022 (1965); *ibid.* B 139, 1638 (1965).

- [12] A few approximate non-perturbative solutions in the frame of the simplest linear model are found in Ref. [8].
- [13] This approach gave indirect evidences of the four-quark nature of the $f_0(980)$ and $a_0(980)$ mesons [15{18].
- [14] N.N. Achasov, S.A. Devyanin, and G.N. Shestakov, Phys. Lett. 88B, 367 (1979).
- [15] N.N. Achasov, S.A. Devyanin, and G.N. Shestakov, Phys. Lett. 96B, 168 (1980).
- [16] N.N. Achasov, S.A. Devyanin, and G.N. Shestakov, Yad. Fiz. 32, 1098 (1980) [Sov. J. Nucl. Phys. 32, 566 (1980)].
- [17] N.N. Achasov, S.A. Devyanin and G.N. Shestakov, Z. Phys. C 22, 53 (1984);
- [18] N.N. Achasov, S.A. Devyanin and G.N. Shestakov, Usp. Fiz. Nauk. 142, 361 (1984) [Sov. Phys. Usp. 27, 161 (1984)].
- [19] N.N. Achasov, hep-ph/0410051, Proceedings of the 13th international seminar QUARKS'2004, Pushkinogorie, Russia, May 24-30, Editors D.G. Levkov, V.A. Matveev, and V.A. Rubakov, Institute for Nuclear Research of the Russian Academy of Sciences, Moscow, 2005, volume 1, pages 110-124; hep-ph/0412155, Physics of Particles and Nuclei, 36, Suppl. 2, s14 (2005).
- [20] N.N. Achasov and A.V. Kiselev, Phys. Rev. D 70, 111901 (2004).
- [21] L. Montanet, Rep. Prog. Phys. 46, 337 (1983); L.G. Landsberg, Usp. Fiz. Nauk. 160, 3 (1990) [Sov. Phys. Usp. 33, 1 (1990)]; M.R. Pennington, HADRON '95, Proceedings of the 6th International Conference on Hadron Spectroscopy, Manchester, UK, 10th-14th July 1995, Eds. M.C. Birse, G.D. Lauder, and J.A. McGovern, page 3, World Scientific, Singapore; T. Barnes, HADRON SPECTROSCOPY, VII International Conference, Upton, NY August 1997, Eds. S.J. Chung, H.J. Willutzki, AIP CONFERENCE PROCEEDINGS 432, page 3; C. Amisler, Rev. Mod. Phys. 70, 1293 (1998); S. Godfrey and J. Napolitano, Rev. Mod. Phys. 71, 1411 (1999); P. Minkowski and W. Ochs, Eur. Phys. J. C 9, 283 (1999); H.Y. Cheng, Phys. Rev. D 67, 034024 (2003); F.E. Cloe, N.A. Tomqvist, J. Phys. G 28 R249 (2002); C. Amisler, N.A. Tomqvist, Phys. Rept. 389, 61 (2004); S.F. Tuan, hep-ph/0109191, Hadron Spectroscopy, Proceedings of Hadron 2001, p. 495 [Editors: D. Amelin and A. Zaitsev, AIP (2002)]; S.F. Tuan, hep-ph/0303248, Proceedings of the International Symposium on Hadron Spectroscopy Chiral Symmetry and Relativistic Description of Bound Systems, Tokyo, 24-26, February 2003; KEK Proceedings 2003-7 Nup-B-2003-1, October 2003, H, p. 319 [Editors: S. Ishida, K. Takamatsu, T. Tsuru, S.Y. Tsai, M. Ishida, T. Komado].
- [22] N.N. Achasov and G.N. Shestakov, Usp. Fiz. Nauk. 161 (6), 53 (1991) [Sov. Phys. Usp. 34 (6), 471 (1991)]; N.N. Achasov, Nucl. Phys. B (Proc. Suppl.) 21, 189 (1991); N.N. Achasov, Usp. Fiz. Nauk. 168, 1257 (1998) [Phys. Usp. 41, 1149 (1998)]; N.N. Achasov, Nucl. Phys. A 675, 279c (2000).
- [23] N.N. Achasov and V.N. Ivanchenko, Nucl. Phys. B 315, 465 (1989); Preprint INP 87-129 (1987) Novosibirsk.
- [24] A. Bramon, A. Grau, and G. Panzeri, Phys. Lett. B 289, 97 (1992); F.E. Cloe, N. Isgur, and S. Kumano, Nucl. Phys. B 389, 513 (1993); J.L. Lucio, M. Napsuciale, Phys. Lett. B 331, 418 (1994).
- [25] N.N. Achasov and V.V. Gubin, Phys. Rev. D 56, 4084 (1997); Yad. Fiz. 61, 274 (1998) [Phys. At. Nucl. 61, 224 (1998)].
- [26] N.N. Achasov, V.V. Gubin, and V.I. Shevchenko, Phys. Rev. D 56, 203 (1997); Int. J.

- Mod. Phys. A 12, 5019 (1997); Yad. Fiz. 60, 89 (1997) [Phys. At. Nucl. 60, 81 (1997)].
- [27] N. N. Achasov, V. V. Gubin, and E. P. Solodov, Phys. Rev. D 55, 2672 (1997); Yad. Fiz. 60, 1279 (1997) [Phys. At. Nucl. 60, 1152 (1997)].
- [28] N. N. Achasov and V. V. Gubin, Phys. Rev. D 57, 1987 (1998); Yad. Fiz. 61, 1473 (1998) [Phys. At. Nucl. 61, 1367 (1998)].
- [29] M. N. Achasov et al., Phys. Lett. B 438, 441 (1998).
- [30] M. N. Achasov et al., Phys. Lett. B 440, 442 (1998).
- [31] M. N. Achasov et al., Phys. Lett. B 479, 53 (2000).
- [32] M. N. Achasov et al., Phys. Lett. B 485, 349 (2000).
- [33] R. R. Akhmetshin et al., Phys. Lett. B 462, 380 (1999).
- [34] KLOE Collaboration, A. Aloisio et al., Phys. Lett. B 536 (2002).
- [35] KLOE Collaboration, A. Aloisio et al., Phys. Lett. B 537 (2002).
- [36] C. Bini, P. Gauzzi, S. Giovannella, D. Leone, and S. Miscetti, KLOE Note 173 06/02, <http://www.infn.it/kloe/>.
- [37] N. N. Achasov, V. V. Gubin, Phys. Rev. D 63, 094007 (2001); Yad. Fiz. 65, 1566 (2002) [Phys. At. Nucl. 65, 1528 (2002)].
- [38] N. N. Achasov and V. V. Gubin, Phys. Rev. D 64, 094016 (2001); Yad. Fiz. 65, 1939 (2002) [Phys. At. Nucl. 65, 1887 (2002)].
- [39] A. Bramon et al., Eur. Phys. J. C 26, 253 (2002).
- [40] N. N. Achasov, THE SECOND DATA PHYSICS HANDBOOK, Vol. II, edited by L. Maiani, G. Pancheri, N. Paver, dei Laboratori Nazionali di Frascati, Frascati, Italy (May 1995), p. 671.
- [41] N. N. Achasov, S. A. Devyanin, and G. N. Shestakov, Phys. Lett. B 108, 134 (1982); N. N. Achasov, S. A. Devyanin and G. N. Shestakov, Z. Phys. C 16, 55 (1982).
- [42] N. N. Achasov and G. N. Shestakov, Z. Phys. C 41 (1988), 309.
- [43] N. N. Achasov and A. V. Kiselev, Phys. Lett. B 534 (2002), 83.
- [44] N. N. Achasov and A. V. Kiselev, Phys. Rev. D 68, 014006 (2003); Yad. Fiz. 67, 653 (2004) [Phys. At. Nucl. 67, 633 (2004)].
- [45] N. N. Achasov and G. N. Shestakov, Phys. Rev. Lett. 92, 182001 (2004); Pis'ma v Zh. Eksp. Teor. Fiz. 79, 724 (2004) [JETP Letters 79, 588 (2004)]; Phys. Rev. D 70, 074015 (2004); Yad. Fiz. 68, 2130 (2005) [Phys. At. Nucl. 68, 2068 (2005)]; Phys. Rev. D 72, 013006 (2005).
- [46] We are thankful to KLOE experimenters for the detailed constructive discussion of this question.
- [47] M. N. Achasov et al., Phys. Rev. D 63, 072002 (2001).
- [48] Particle Data Group-2000: D. E. Groom et al., Eur. Phys. J. C 15, 1 (2000).
- [49] S. I. Dolinsky et al., Z. Phys. C 42, 511 (1989).
- [50] M. N. Achasov et al., Phys. Lett. B 559, 171 (2003).
- [51] B. Hyams et al., Nucl. Phys. B 64, 134 (1973).
- [52] P. Estabrooks and A. D. Martin, Nucl. Phys. B 79, 301 (1974).
- [53] A. D. Martin, E. N. Ozmuthu, E. J. Squires, Nucl. Phys. B 121, 514 (1977).
- [54] V. Srinivasan et al., Phys. Rev. D 12, 681 (1975).
- [55] L. Rosset et al., Phys. Rev. D 15, 574 (1977).
- [56] Note that $e^{2i\delta}$ also should have no (simple) zeros, otherwise there are cuts in the amplitude Eq. (2). Fortunately, in all obtained variants there are no such zeros.

- [57] G. Colangelo, J. Gasser and H. Leutwyler, Nucl. Phys. B 603, 125 (2001).
- [58] S. Pislak et al., Phys. Rev. Lett. 87 221801 (2001).
- [59] A. Etkin et al, Phys. Rev. D 25, 1786 (1982).
- [60] N. N. Achasov and A. A. Kozhevnikov, Phys. Rev. D 61, 054005 (2000); Yad. Fiz. 63, 2029 (2000) [Phys. At. Nucl. 63, 1936 (2000)].
- [61] J. L. Basdevant and B. V. Lee, Phys. Lett. B 29, 437 (1969), Phys. Rev. D 2, 1680 (1970).