

SIVERS FUNCTION: SIDIS DATA, FITS AND PREDICTIONS*

M. ANSELMINO¹, M. BOGLIONE¹, U. D'ALELIO², A. KOTZINIAN³,
F. MURGIA², A. PROKUDIN¹

¹*Dipartimento di Fisica Teorica, Università di Torino and
INFN, Sezione di Torino, Via P. Giuria 1, I-10125 Torino, Italy*

²*INFN, Sezione di Cagliari and Dipartimento di Fisica, Università di Cagliari,
C.P. 170, I-09042 Monserrato (CA), Italy*

³*Dipartimento di Fisica Generale, Università di Torino and
INFN, Sezione di Torino, Via P. Giuria 1, I-10125 Torino, Italy*

The most recent data on the weighted transverse single spin asymmetry $A_{UT}^{\sin(\phi_h - \phi_S)}$ from HERMES and COMPASS collaborations are analysed within LO parton model; all transverse motions are taken into account. Extraction of the Sivers function for u and d quarks is performed. Based on the extracted Sivers functions, predictions for $A_{UT}^{\sin(\phi_h - \phi_S)}$ asymmetries at JLab are given; suggestions for further measurements at COMPASS, with a transversely polarized hydrogen target and selecting favourable kinematical ranges, are discussed. Predictions are also presented for Single Spin Asymmetries (SSA) in Drell-Yan processes at RHIC and GSI.

1. Introduction

In recent papers^{1,2} we have discussed the role of intrinsic motions in inclusive and Semi-Inclusive Deep Inelastic Scattering (SIDIS) processes, both in unpolarized and polarized $\ell p \rightarrow \ell h X$ reactions. The LO QCD parton model computations have been compared with data on Cahn effect³; this allows an estimate of the average values of the transverse momenta of quarks inside a proton, \mathbf{k}_\perp , and of final hadrons inside the fragmenting quark jet, \mathbf{p}_\perp , with the best fit results: $\langle k_\perp^2 \rangle = 0.25 \text{ (GeV}/c)^2$, $\langle p_\perp^2 \rangle = 0.20 \text{ (GeV}/c)^2$.

*Talk presented by A. Prokudin

More detail, both about the kinematical configurations and conventions⁴ and the fitting procedure can be found in Ref. [1].

Equipped with such estimates, we have studied^{1,2} the transverse single spin asymmetries $A_{UT}^{\sin(\phi_\pi - \phi_S)}$ observed by HERMES collaboration⁶ and COMPASS collaboration⁷; that allowed extraction of the Sivers function⁵

$$\Delta^N f_{q/p^\uparrow}(x, k_\perp) = -\frac{2k_\perp}{m_p} f_{1T}^{\perp q}(x, k_\perp), \quad (1)$$

defined by

$$f_{q/p^\uparrow}(x, \mathbf{k}_\perp) = f_{q/p}(x, k_\perp) + \frac{1}{2} \Delta^N f_{q/p^\uparrow}(x, k_\perp) \mathbf{S} \cdot (\hat{\mathbf{P}} \times \hat{\mathbf{k}}_\perp), \quad (2)$$

where $f_{q/p}(x, k_\perp)$ is the unpolarized x and k_\perp dependent parton distribution ($k_\perp = |\mathbf{k}_\perp|$); m_p , \mathbf{P} and \mathbf{S} are respectively the proton mass, momentum and transverse polarization vector ($\hat{\mathbf{P}}$ and $\hat{\mathbf{k}}_\perp$ denote unit vectors).

We consider here these whole new sets of HERMES⁶ and COMPASS⁷ data and perform a novel fit² of the Sivers functions. It turns out that the data well constrain the parameters, thus offering the first direct significant estimate of the Sivers functions – for u and d quarks – active in SIDIS processes. The sea quark contributions are found to be negligible, at least in the kinematical region of the available data. Finally, we exploit the QCD prediction⁸ $f_{1T}^{\perp q}(x, k_\perp)|_{D-Y} = -f_{1T}^{\perp q}(x, k_\perp)|_{DIS}$ and compute a single spin asymmetry, which can only originate from the Sivers mechanism¹⁰, for Drell-Yan processes at RHIC and GSI. The issue of QCD factorization of SIDIS and Drell-Yan processes was studied in Ref.[9].

2. Extracting the Sivers functions

Following Ref.[1], the inclusive ($\ell p \rightarrow \ell X$) unpolarized DIS cross section in non collinear LO parton model is given by

$$\frac{d^2 \sigma^{\ell p \rightarrow \ell X}}{dx_B dQ^2} = \sum_q \int d^2 \mathbf{k}_\perp f_q(x, k_\perp) \frac{d\hat{\sigma}^{\ell q \rightarrow \ell q}}{dQ^2} J(x_B, Q^2, k_\perp), \quad (3)$$

and the semi-inclusive one ($\ell p \rightarrow \ell h X$) by

$$\frac{d^5 \sigma^{\ell p \rightarrow \ell h X}}{dx_B dQ^2 dz_h d^2 \mathbf{P}_T} = \sum_q \int d^2 \mathbf{k}_\perp f_q(x, k_\perp) \frac{d\hat{\sigma}^{\ell q \rightarrow \ell q}}{dQ^2} J \frac{z}{z_h} D_q^h(z, p_\perp), \quad (4)$$

where

$$J = \frac{\hat{s}^2}{x_B^2 s^2} \frac{x_B}{x} \left(1 + \frac{x_B^2 k_\perp^2}{x^2 Q^2} \right)^{-1}, \quad \frac{d\hat{\sigma}^{\ell q \rightarrow \ell q}}{dQ^2} = e_q^2 \frac{2\pi\alpha^2}{\hat{s}^2} \frac{\hat{s}^2 + \hat{u}^2}{Q^4}. \quad (5)$$

Q^2 , x_B and $y = Q^2/(x_B s)$ are the usual leptonic DIS variables and z_h, \mathbf{P}_T the usual hadronic SIDIS ones, in the γ^*p c.m. frame; x and z are light-cone momentum fractions, with (see Ref.[1] for exact relationships and further detail): $x = x_B + \mathcal{O}\left(\frac{k_\perp^2}{Q^2}\right)$, $z = z_h + \mathcal{O}\left(\frac{k_\perp^2}{Q^2}\right)$, $\mathbf{p}_\perp = \mathbf{P}_T - z_h \mathbf{k}_\perp + \mathcal{O}\left(\frac{k_\perp^2}{Q^2}\right)$.

The $\sin(\phi_h - \phi_S)$ weighted transverse single spin asymmetry, measured by HERMES and COMPASS, which singles out the contribution of the Sivers function (1), is given by:

$$A_{UT}^{\sin(\phi_h - \phi_S)} = \left[\sum_q \int d\phi_S d\phi_h d^2\mathbf{k}_\perp \Delta^N f_{q/p^\dagger}(x, k_\perp) \sin(\varphi - \phi_S) \cdot \frac{d\hat{\sigma}^{\ell q \rightarrow \ell q}}{dQ^2} J \frac{z}{z_h} D_q^h(z, p_\perp) \sin(\phi_h - \phi_S) \right] / \left[\sum_q \int d\phi_S d\phi_h \cdot d^2\mathbf{k}_\perp f_{q/p}(x, k_\perp) \frac{d\hat{\sigma}^{\ell q \rightarrow \ell q}}{dQ^2} J \frac{z}{z_h} D_q^h(z, p_\perp) \right], \quad (6)$$

where φ is the azimuthal angle of the quark transverse momentum, ϕ_h and ϕ_S are the azimuthal angles of produced hadron and polarization vector correspondingly. We shall use Eq. (6), in which we insert a parameterization for the Sivers functions, to fit the experimental data.

The k_\perp integrated parton distribution and fragmentation functions $f_q(x)$ and $D_q^h(z)$ are taken from the literature, at the appropriate Q^2 values of the experimental data^{11,12}.

We parameterize, for each light quark flavour $q = u, d$, the Sivers function in the following factorized form:

$$\Delta^N f_{q/p^\dagger}(x, k_\perp) = 2 \mathcal{N}_q(x) h(k_\perp) f_{q/p}(x, k_\perp), \quad (7)$$

where

$$\mathcal{N}_q(x) = N_q x^{a_q} (1-x)^{b_q} \frac{(a_q + b_q)^{(a_q + b_q)}}{a_q^{a_q} b_q^{b_q}}, h(k_\perp) = \frac{2k_\perp M_0}{k_\perp^2 + M_0^2}. \quad (8)$$

N_q, a_q, b_q and M_0 (GeV/c) are free parameters. $f_{q/p}(x, k_\perp)$ is the unpolarized distribution function. Since $h(k_\perp) \leq 1$ and since we allow the constant parameter N_q to vary only inside the range $[-1, 1]$ so that $|\mathcal{N}_q(x)| \leq 1$ for any x , the positivity bound for the Sivers function is automatically fulfilled:

$$\frac{|\Delta^N f_{q/p^\dagger}(x, k_\perp)|}{2f_{q/p}(x, k_\perp)} \leq 1. \quad (9)$$

We neglect the contributions of sea quark functions and consider only the contributions of $\Delta^N f_{u/p^\uparrow}$ and $\Delta^N f_{d/p^\uparrow}$, for a total of 7 free parameters:

$$N_u \quad a_u \quad b_u \quad N_d \quad a_d \quad b_d \quad M_0. \quad (10)$$

The results of our fits are shown in Figs. 1 and 2.

In Fig.1 we also show predictions, obtained using the extracted Sivvers functions (see Table 1), for π^0 and K production; data on these asymmetries might be available soon from HERMES collaboration.

Table 1. Best fit values of the parameters of the Sivvers functions.

$N_u =$	0.32 ± 0.11	$N_d =$	-1.00 ± 0.12
$a_u =$	0.29 ± 0.35	$a_d =$	1.16 ± 0.47
$b_u =$	0.53 ± 3.58	$b_d =$	3.77 ± 2.59
$M_0^2 =$	$0.32 \pm 0.25 \text{ (GeV/c)}^2$	$\chi^2/d.o.f. =$	1.06

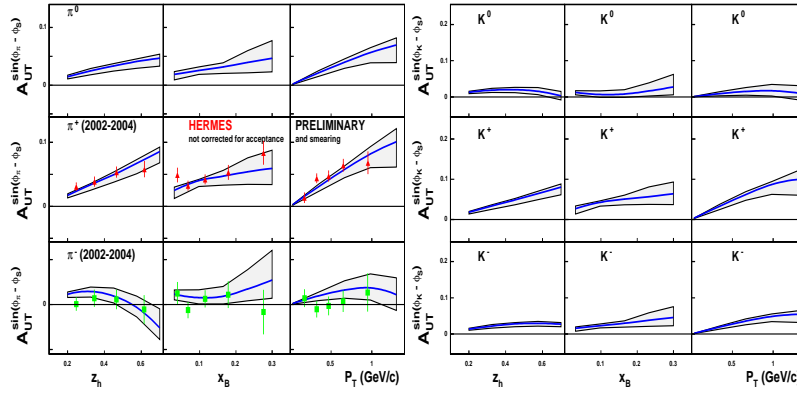


Figure 1. HERMES data on $A_{UT}^{\sin(\phi_\pi - \phi_S)}$ for scattering off a transversely polarized proton target and charged pion production. The curves are the results of our fit. The shaded area spans a region corresponding to one-sigma deviation at 90% CL. Predictions for π^0 (upper-left panel) and kaon (right panels) asymmetries are also shown.

3. $A_{UT}^{\sin(\phi_h - \phi_S)}$ at COMPASS with polarized hydrogen target

By inspection of Eq. (6) it is easy to understand our numerical results for the u and d Sivvers functions. In fact one can see that for scattering off a

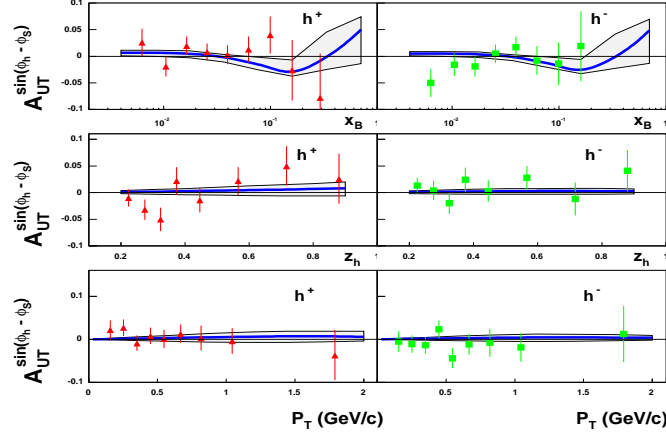


Figure 2. COMPASS data on $A_{UT}^{\sin(\phi_h - \phi_S)}$ for scattering off a transversely polarized deuteron target and the production of positively (h^+) and negatively (h^-) charged hadrons. The curves are the results of our fit. The shaded area spans a region corresponding to one-sigma deviation at 90% CL.

hydrogen target (HERMES), one has

$$\left(A_{UT}^{\sin(\phi_h - \phi_S)}\right)_{\text{hydrogen}} \sim 4 \Delta^N f_{u/p\uparrow} D_u^h + \Delta^N f_{d/p\uparrow} D_d^h, \quad (11)$$

while, for scattering off a deuterium target (COMPASS),

$$\left(A_{UT}^{\sin(\phi_h - \phi_S)}\right)_{\text{deuterium}} \sim (\Delta^N f_{u/p\uparrow} + \Delta^N f_{d/p\uparrow}) (4 D_u^h + D_d^h). \quad (12)$$

Opposite u and d Sivers contributions suppress COMPASS asymmetries for any hadron h .

However, the COMPASS collaboration will soon be taking data with a transversely polarized hydrogen target. Adopting the same experimental cuts which were used for the deuterium target¹ the asymmetry is found to be around 5% (see Fig. 3). These expected values can be further increased by properly selecting the experimental data. For example, selecting events with

$$0.4 \leq z_h \leq 1 \quad 0.2 \leq P_T \leq 1 \text{ GeV}/c \quad 0.02 \leq x_B \leq 1, \quad (13)$$

yields the predictions shown in the right panel of Fig. 3. The asymmetry for positively charged hadrons becomes larger, and one expects a clear observation of a sizeable azimuthal asymmetry also for the COMPASS experiment.

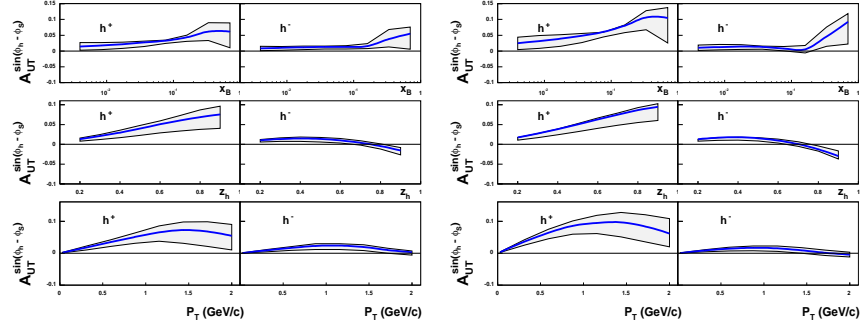


Figure 3. Predictions for $A_{UT}^{\sin(\phi_h - \phi_S)}$ at COMPASS for scattering off a transversely polarized proton target and the production of positively (h^+) and negatively (h^-) charged hadrons. The plots in the left panel have been obtained by performing the integrations over the unobserved variables according to the standard COMPASS kinematical cuts; results with suggested new cuts, Eq. (13), are presented in the right panel.

4. $A_{UT}^{\sin(\phi_h - \phi_S)}$ at JLab with polarized hydrogen target

Also JLab experiments are supposed to measure the SIDIS azimuthal asymmetry for the production of pions on a transversely polarised hydrogen target, at incident beam energies of 6 and 12 GeV. The kinematical region of this experiment is very interesting, as it will supply information on the behaviour of the Sivers functions in the large- x_B domain, up to $x_B \simeq 0.6$. Imposing the experimental cuts of JLab we obtain the predictions shown in Fig. 4. A large and healthy azimuthal asymmetry for π^+ production should be observed. Similar results have been obtained also in an approach based on a Monte Carlo event generator¹³.

5. Transverse SSA in Drell-Yan processes

Let us now consider the transverse single spin asymmetry,

$$A_N = \frac{d\sigma^\uparrow - d\sigma^\downarrow}{d\sigma^\uparrow + d\sigma^\downarrow}, \quad (14)$$

for Drell-Yan processes, $p^\uparrow p \rightarrow \ell^+ \ell^- X$, $p^\uparrow \bar{p} \rightarrow \ell^+ \ell^- X$ and $\bar{p}^\uparrow p \rightarrow \ell^+ \ell^- X$, where $d\sigma$ stands for $d^4\sigma/dy dM^2 d^2\mathbf{q}_T$ and y , M^2 and \mathbf{q}_T are respectively the rapidity, the squared invariant mass and the transverse momentum of the lepton pair in the initial nucleon c.m. system.

In such a case the SSA (14) can only originate from the Sivers function

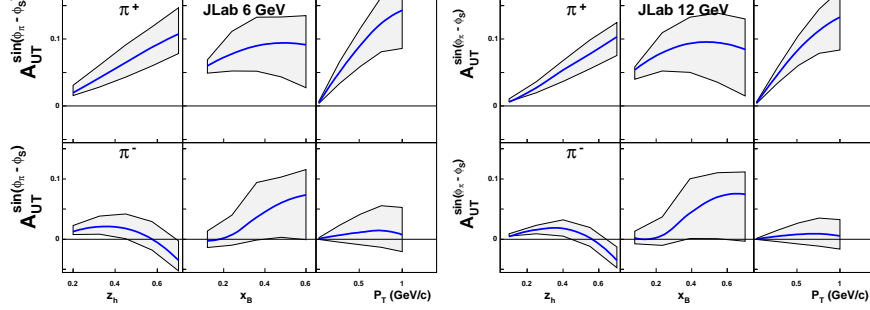


Figure 4. Predictions for $A_{UT}^{\sin(\phi_\pi - \phi_S)}$ at JLab for the production of π^+ and π^- from scattering off a transversely polarized proton target.

and is given (selecting the region with $q_T^2 \ll M^2$, $q_T \simeq k_\perp$) by ¹⁰

$$A_N = \left[\sum_q e_q^2 \int d^2 \mathbf{k}_{\perp q} d^2 \mathbf{k}_{\perp \bar{q}} \delta^2(\mathbf{k}_{\perp q} + \mathbf{k}_{\perp \bar{q}} - \mathbf{q}_T) \Delta^N f_{q/p^\uparrow}(x_q, \mathbf{k}_{\perp q}) \cdot f_{\bar{q}/p}(x_{\bar{q}}, \mathbf{k}_{\perp \bar{q}}) \right] / \left[2 \sum_q e_q^2 \int d^2 \mathbf{k}_{\perp q} d^2 \mathbf{k}_{\perp \bar{q}} \delta^2(\mathbf{k}_{\perp q} + \mathbf{k}_{\perp \bar{q}} - \mathbf{q}_T) \cdot f_{q/p}(x_q, \mathbf{k}_{\perp q}) f_{\bar{q}/p}(x_{\bar{q}}, \mathbf{k}_{\perp \bar{q}}) \right], \quad (15)$$

where $q = u, \bar{u}, d, \bar{d}, s, \bar{s}$ and $x_q = \frac{M}{\sqrt{s}} e^y$, $x_{\bar{q}} = \frac{M}{\sqrt{s}} e^{-y}$. Eq. (15) explicitly refers to $p^\uparrow p$ processes, with obvious modifications for $p^\uparrow \bar{p}$ and $\bar{p}^\uparrow p$ ones.

Inserting into Eq. (15) the Siverts functions extracted from our fit to SIDIS data and *reversed in sign*⁸, we obtain the predictions (shown in Fig. 5) for RHIC (left panel) and PAX (right panel) experiment ¹⁴ planned at the proposed asymmetric $p\bar{p}$ collider at GSI.

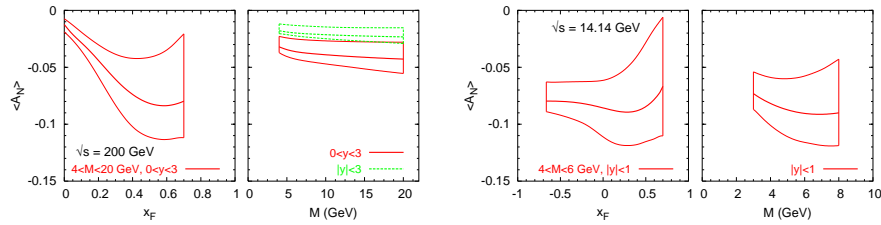


Figure 5. Predictions for single spin asymmetries in Drell-Yan, $p^\uparrow p \rightarrow \ell^+ \ell^- X$, processes at RHIC (left panel) and GSI (right panel), according to Eq. (15) of the text.

6. Comments and conclusions

The Sivers functions $\Delta^N f_{u/p^\uparrow}(x, k_\perp)$ and $\Delta^N f_{d/p^\uparrow}(x, k_\perp)$ have been extracted using recent HERMES⁶ and COMPASS⁷ collaborations data on $A_{UT}^{\sin(\phi_h - \phi_S)}$.

A sizeable h^+ asymmetry should be measured by COMPASS collaboration once they switch, as planned, to a transversely polarized hydrogen target.

Large values of $A_{UT}^{\sin(\phi_h - \phi_S)}$ are expected at JLab, both in the 6 and 12 GeV operational modes, for π^+ inclusive production.

We have then used basic QCD relations and computed the single spin asymmetries in Drell-Yan processes. We have used the same Sivers functions as extracted from SIDIS data, with opposite signs. The predicted A_N could be measured at RHIC in pp collisions and, in the long range, at the proposed PAX experiment at GSI¹⁴, in $p\bar{p}$ interactions. It would provide a clear and stringent test of basic QCD properties.

References

1. M. Anselmino, M. Boglione, U. D'Alesio, A. Kotzinian, F. Murgia and A. Prokudin, *Phys. Rev.* **D71** (2005) 074006
2. M. Anselmino, M. Boglione, U. D'Alesio, A. Kotzinian, F. Murgia and A. Prokudin, *Phys. Rev.* **D72** (2005) 094007
3. R.N. Cahn, *Phys. Lett.* **B78** (1978) 269; *Phys. Rev.* **D40** (1989) 3107
4. A. Bacchetta, U. D'Alesio, M. Diehl and C.A. Miller, *Phys. Rev.* **D70** (2004) 117504
5. D. Sivers, *Phys. Rev.* **D41** (1990) 83; **D43** (1991) 261
6. HERMES Collaboration, M. Diefenthaler, talk delivered at DIS 2005, Madison, Wisconsin (USA), April 27 – May 1, e-Print Archive: hep-ex/0507013
7. COMPASS Collaboration, V.Yu. Alexakhin *et al.*, *Phys. Rev. Lett.* **94** (2005) 202002
8. J.C. Collins, *Phys. Lett.* **B536** (2002) 43
9. X. D. Ji, J. P. Ma and F. Yuan, *Phys. Rev. D* **71**, 034005 (2005); *Phys. Lett. B* **597**, 299 (2004).
10. M. Anselmino, U. D'Alesio and F. Murgia, *Phys. Rev.* **D67** (2003) 074010
11. A.D. Martin, R.G. Roberts, W.J. Stirling and R.S. Thorne, *Phys. Lett.* **B531** (2002) 216
12. S. Kretzer, *Phys. Rev.* **D62** (2000) 054001
13. A. Kotzinian, e-Print Archive: hep-ph/0504081
14. PAX Collaboration, e-Print Archive: hep-ex/0505054