

Automatized analytic continuation of Mellin-Barnes integrals

M. Czakon

Institut für Theoretische Physik und Astrophysik, Universität Würzburg,
Am Hubland, D-97074 Würzburg, Germany

Department of Field Theory and Particle Physics, Institute of Physics,
University of Silesia, Uniwersytecka 4, PL-40007 Katowice, Poland

Abstract

I describe a package written in MATHEMATICA that automates typical operations performed during the evaluation of Feynman graphs with Mellin-Barnes (MB) techniques. The main procedure allows to analytically continue a MB integral in a given parameter without any intervention from the user. As a result the singularity structure in the chosen parameter can be resolved in a fully automatic manner.

e-mail: mczakon@physik.uni-wuerzburg.de

PROGRAM SUMMARY

Title of program : MB

Catalogue identifier:

Program obtainable from : <http://theorie.physik.uni-wuerzburg.de/~mczakon>

Computers: all

Operating system s: all

Programming language used: MATHEMATICA

Memory required to execute with typical data: sufficient for a typical installation of MATHEMATICA.

No. of bytes in distributed program , including test data: 287144

Distribution format: ASCII

Keywords: Mellin-Barnes integrals, analytic continuation, Feynman integrals.

Nature of physical problem : analytic continuation of Mellin-Barnes integrals in a parameter. this is necessary for evaluation of Feynman integrals from Mellin-Barnes representations.

Method of solution: recursive accumulation of residue terms occurring when singularities cross integration contours.

Restrictions on the complexity of the problem : limited by the size of the available storage space.

Typical running time: depending on the problem . usually seconds.

1 Introduction

The synergy between experiment and theory in the area of elementary particle physics is constantly driving perturbative calculations to higher and higher orders. This is particularly true close to the beginning of the Large Hadron Collider's operation. Therefore, recent years have seen the emergence of several powerful methods of evaluation of subsequent terms of the perturbative expansion. As far as multiloop Feynman integrals are concerned, the method of differential equations Ref. [1,2] and Mellin-Barnes integral representations Ref. [3,4] have proved to be the most successful. Some complicated problems turned out to even require a mixed approach, as advocated, for example, in the case of Bhabha scattering in Ref. [5]. In parallel to analytical approaches, new numeric techniques have been devised, among which the sector decomposition method Ref. [6] occupies a prominent place. Very recently in Ref. [7], the role of Mellin-Barnes integral representations as sources of numeric approximations in the physical region has also been stressed.

In the present work, I will concentrate on Mellin-Barnes integral representations. There are two advantages of this approach. First, it allows for systematic extraction of singularities. Second, the dimensionality of the representation is not directly connected to the number of lines in the graph and therefore, one often arrives at integrals of low dimensionality even for complicated graphs. The calculation of a Feynman integral proceeds in this method in three steps. At first, one derives a representation, then performs the analytic continuation in d , where $d = 4 - 2\epsilon$ is the dimension of spacetime, and finally evaluates the resulting integrals. The first step above can be performed in several different ways, aiming at the simplest possible representation. The various possibilities are described in Ref. [8]. A general algorithm is here only interesting in the case of subsequent numeric integration, see Ref. [7]. The third step cannot be generalized apart from numerical integration, even though some classes of problems can be solved algorithmically, e.g. by reduction to nested sums, see Ref. [9]. It is only in the second step, the analytic continuation, that one can provide an algorithmic solution that would be satisfactory for both analytic and numeric evaluation. This solution is provided by the MATHEMATICA package MB introduced in the present work.

The paper is organized as follows. In the next section, I define the main concepts and present the algorithm for analytic continuation. Subsequently, I describe the package starting with the user interface, low level routines, examples and some additional tools. Finally, I briefly summarize and conclude the paper.

2 Analytic continuation of Mellin-Barnes integrals

At the core of the Mellin-Barnes method lies the following representation

$$\frac{1}{(A+B)^{\alpha}} = \frac{1}{\Gamma(\alpha)} \int_0^1 dz \frac{A^z}{B^{1+z}} \Gamma(\alpha) (z)^{\alpha-1} (1-z)^{\alpha-1}; \quad (1)$$

where the contour is chosen in such a way, that the poles of the function with $1+z$ are separated from the poles of the function with z .

This representation can be used in Feynman integral computations in several ways. The easiest is to turn massive propagators into massless and integrate the massless integral, if a formula for general powers of propagators exists. In more complicated cases, one can use some parametric representation of the Feynman integral, which is usually an integral of a product of polynomials raised to some powers, and split the polynomials into pieces that are then integrable by some generalization of the Euler formula

$$\int_0^1 dx x^{\alpha-1} (1-x)^{\beta-1} = \frac{\Gamma(\alpha) \Gamma(\beta)}{\Gamma(\alpha+\beta)}; \quad (2)$$

An extensive discussion of the methods with examples can be found in Ref. [8]. Irrespective of the method, however, the expression for any Feynman integral assumes the form

$$\frac{1}{(2\pi i)^n} \int_{i1}^{i1} dz_1 \dots \int_{i1}^{i1} dz_n f(z_1, \dots, z_n; s_1, \dots, s_p; a_1, \dots, a_q) \prod_k \frac{(A_k + V_k + C_k)}{(B_k + W_k + d_k)}; \quad (3)$$

where s_i are some kinematic parameters and masses; a_i are the powers of the propagators; A_i, B_i are linear combinations of the a_i ; V_i, W_i are linear combinations of z_i ; and C_i, d_i are some numbers. The function f is analytic, in practice a product of powers of the s_i , with exponents being linear combinations of the remaining parameters.

Because of the assumptions inherent in Eq. (1), the above equation is well defined and corresponds to the original Feynman integral, if the real parts of all of the functions have positive arguments. If these conditions cannot be satisfied with $\epsilon = 0$, then the integral may develop divergences and analytic continuation to 0 is necessary to make an expansion in ϵ .

The purpose of the presented package is to perform the analytic continuation of Eq. (3) in z to some chosen value z_0 . The algorithm requires to generalize Eq. (3) to allow for functions in the fraction, with $\gamma(z) = d \log \Gamma(z) = dz$ and $\gamma^{(n)}(z) = d^n \gamma(z) = dz^n$, with the same structure of arguments as those of the functions.

2.1 The algorithm

There are two known ways to perform the analytic continuation. The first, introduced in Ref. [3] consists in deforming the integration contours and then shifting them past the poles of the functions, which results in residue integrals. It is not clear how to make this method algorithmic, although some attempts in the specific case of massless on-shell double boxes have been undertaken in [10].

The second method, introduced in Ref. [4] assumes fixed contours parallel to the imaginary axis, and the analytic continuation consists in accounting for pole crossings past the contours. As described in Ref. [4], this method is an algorithm. I make one modification with respect to the original, namely I assume that the contours are such that no two contours can be crossed simultaneously. This assumption can always be satisfied by infinitesimal shifts of one of the concerned contours.

It should be clear from the above considerations, that the imaginary parts of the involved variables do not play any role. It is therefore assumed that z_i, a_i and γ are real. With $z = (z_1; \dots; z_n)$, $a = (a_1; \dots; a_q)$, and $(I; \Gamma)$ some MB integral with fixed contours and the value of γ fixed at γ_i , the algorithm can be formalized as follows

Algorithm 1

let \bar{z}, \bar{a} and $\bar{\gamma}$ be such that all the arguments of the functions be positive.

$O \leftarrow f(I; \bar{\gamma})g, C \leftarrow \emptyset$;

while $O \neq \emptyset$;
do

$R \leftarrow \text{pop}(O)$;

for all $(I; \Gamma) \in R$ do

$C \leftarrow C \cup \{fIg\}$

```

for all  $\frac{0}{I} \in [\frac{1}{I}; \frac{0}{0}]$ , such that there is a  $F(z; a; \frac{0}{I})$ , where  $(F(z; a; \frac{0}{I})) \in I$ 
and  $F(\bar{z}; \bar{a}; \frac{0}{I}) = n, n \in \mathbb{N} \setminus \{0\}$ 
do

    if  $\frac{0}{I} = \frac{1}{I}$  or  $\frac{0}{I} = \frac{0}{0}$ 
    then halt contour starts or ends on a pole of  $(F(z; a; \frac{0}{I}))$ 

    let  $z^0 \in F(z; a; \frac{0}{I})$ 

    let  $z_0^0$  be such that  $F(z; a; \frac{0}{I})|_{z=z_0^0} = n, n \in \mathbb{N} \setminus \{0\}$ 

    let  $I = \int_{\gamma} dz^0 G(z^0)$ 

     $s_{z^0}$  = sign of the coefficient of  $z'$  in  $F(z; a; \frac{0}{I})$ 

     $I^0 = s_{z^0} \text{sign}(F(\bar{z}; \bar{a}; \frac{0}{I}) - F(\bar{z}; \bar{a}; \frac{0}{0})) \text{Res}_{z^0=z_0^0} G(z^0)$ 

     $R = R \cup \{f(I^0; \frac{0}{I})g\}$ 

od

od

O = R

od

```

The algorithm has been written for Γ functions, but one should add Γ functions, wherever Γ functions occur. Upon termination, the set C contains all the integrals following from the analytic continuation. It should be clear that it is the "if" clause that does not allow for crossings of two different contours at a time.

A comment about the choice of the contours is in order. Even though all the choices are equivalent, one would like to have the smallest possible number of contributions. An improvement implemented in the package is to first gather all the residue points, and then try to add additional constraints on the contours such that these residues would not occur. If some subset of these constraints can be satisfied, then the number of residues will be reduced. This is not an algorithm that leads to an absolute minimum of the number of residues, it gives, however, at least some reduction of the number of contributions.

Finally, one should notice that the technique of Ref. [4] has been similarly formalized in Ref. [7].

3 The package

3.1 User interface

The main routine performing the analytic continuation is

```
MBcontinue[integrand, limit, ffixedVarRules, intVarRulesg, options]
```

where the input arguments are

integrand: any object accepted by MATHEMATICA. Notice that the singularities are determined by analyzing `and` functions only.

limit: a rule, `x -> x0`, which specifies at the same time the variable, `x`, in which the analytic continuation is performed and the point, `x0`, which the user wants to reach.

fixedVarRules: a list of rules giving the values of the real parts of the variables, which are not integrated over. In particular, it must contain the starting value of the variable, in which the analytic continuation is performed.

intVarRules: a list of rules giving the real parts of the integration variables.

options:

Level: an integer specifying the level at which the recursive analytic continuation will be stopped. By default, it is set to infinity.

Skeleton: a boolean value. If True, the residues will be identified, but not calculated. This is achieved by replacing all `and` functions by a dummy function `MBgam`. The purpose of this option is to quickly determine the total number of integrals. By default this option is set to False.

Residues: a boolean value. If True, the output will also contain the list of Residue points besides the actual values of the residues. This is mainly for internal use and is set by default to False.

Verbose: a boolean value. If True, the level is printed as well as the position on the list of the currently continued integral and the residue points together with the signs of the residues. This option is switched on by default.

The output is a nested list obtained by replacing, at every level, the integral to be continued by its residues and the original integral at the limit. The elements are

```
MBint[integrand, ffixedVarRules, intVarRulesg]
```

objects, where the integrand can be expanded around the limit, which is placed on the `fixedVarRules` list. If the user specified a finite level, then there might

also occur

```
MBitc[integrand, limit, ffixedVarRules, intVarRulesg, Options]
```

objects, where `\itc` stands for `\integral to continue`. These are not yet regular at the limit and require further recursive analytic continuation. Furthermore, if the user set the `Residues` option to `True`, there will also be a list of

```
MBres[sign, var, val],
```

objects, which signal that there was a residue taken in the variable, `var`, at the value, `val`, with `sign`.

Restricted input checking has been implemented, and as long as the input is syntactically correct, the only error that may occur is (see Section 2.1 for further details)

contour starts and/or ends on a pole of $\Gamma[z]$

In this case the procedure stops and gives an inequality for an integration variable that is sufficient to remove the problem.

The integration contours are found with

```
MBOptimizedRules[integrand, limit, constraints, fixedVars]
```

For a description of the integrand and limit see `MBcontinue`. The remaining input parameters are as follows

constraints: a list of additional constraints (inequalities) specified by the user. This should usually be left empty, but might be used for experimentation in order to search for contours that might possibly give less residues.
fixedVars: a list of variables, which should be considered fixed during analytic continuation. The integration variables are determined automatically from the arguments of the `and` functions.

The output matches precisely the form needed in the input of `MBcontinue`, i.e.

```
ffixedVarRules, intVarRulesg
```

Notice that this procedure not only reduces the number of residues, but also generates such contours that, during analytic continuation, no contours will start or end on a pole.

During the determination of the real parts, warning messages are generated.

These can be ignored apart from the case when there is a single message

no rules could be found to regulate this integral

and the output is an empty list. In this case, the integral cannot be regulated and the user has to provide another one, e.g. by introducing a further regulator parameter, for example a propagator power, and performing two subsequent analytic continuations.

Once the integrals are determined, they can be either merged, i.e. those that have the same contour will be added by linearity; preselected, i.e. those that would vanish in a given order of expansion in some parameter are rejected; or expanded. These tasks are achieved with the following utilities.

`MBmerge[integrals]`

Merges MBint objects on the integrals list by linearity, if they have the same contours. Vanishing integrals are rejected.

`MBpreselect[integrals, fx, x0, ng]`

Rejects those MBint objects on the integrals list that would vanish after expansion in the variable x , around the point x_0 , up to order n .

`MBexpand[integrals, norm, fx, x0, ng]`

Expands MBint objects on the integrals list around the point x_0 , in the variable x , up to order n . A normalization factor, `norm`, is included in every integrand.

3.2 Low level routines

The routines described in the previous section form the interface. It might happen that the user would like to use the low level routines, which actually perform the calculation.

`MBresidues[integrand, limit, ffixedVarRules, intVarRulesg, options]`

Performs a single step in the recursive analytic continuation algorithm, i.e. it finds all the residues for a given integral, but does not proceed with the analytic continuation of the resulting integrals. All the arguments and options are the same as in `MBcontinue`, apart from `Level`, which is in this case meaningless.

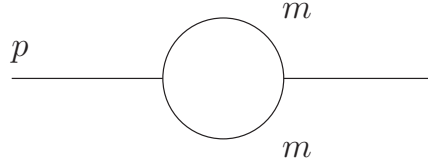


Fig. 1. The $B_0(s; m, s; m, s)$ function, with $s = p^2$ and $m, s = m^2$.

```
MBrules[integrand, constraints, fixedVars]
```

Finds the real parts of all the fixed and integration variables, such that the real parts of the arguments of all the and functions be positive. The difference to `MBoptimizedRules` is that no attempt is made to optimize the number of residues or even check whether the contours will not lead to problems with `MBcontinue`. To perform these tests, `MBoptimizedRules` needs the limit of the continuation, which is left unspecified here. This routine is of particular interest, because one may use it to write another contour optimization algorithm.

```
MBrules[integrand, limit, constraints, fixedVars]
```

Same as `MBrules`, but check the contours, so that a complete analytic continuation with `MBcontinue` can be performed.

3.3 Examples

As a first example, I consider the B_0 function with two equal masses, Fig. 1. After introduction of two MB integrations (the integral can be further simplified by the use of the first Barnes lemma, see Section 3.4) and normalization of the integration measure with $1 = (i^{\epsilon-2})$, the expression reads

```
In[1]:= int = b0[s, 1+z1, 1+z2]*ms^z1*ms^z2*
Gamma[-z1]*Gamma[1+z1]*Gamma[-z2]*Gamma[1+z2] /. z1 -> z1-z2
```

```
Out[1]:= (m1s^z1*(-s)^(-ep - z1)*Gamma[ep + z1]*Gamma[1 - ep - z2]*
Gamma[-z2]*Gamma[-z1 + z2]*Gamma[1 - ep - z1 + z2])/
Gamma[2 - 2*ep - z1]
```

The user must now determine the contours, or more precisely, the real parts of the contours.

```
In[2]:= rules = MBoptimizedRules[int, ep -> 0, {}, {ep}]
```

MBrules::norules: no rules could be found to regulate this integral

MBrules::norules: no rules could be found to regulate this integral

Out[2]:= {{ep -> 7/8}, {z1 -> -3/4, z2 -> -1/2}}

As explained above, the two warning messages have been generated during the determination of the contours, and since some real parts have been found, they are harmless.

The user can now perform the analytic continuation

In[3]:= cont = MBcontinue[int, ep -> 0, rules]

Level 1

Taking +residue in $z_1 = -\epsilon$

Level 2

Integral {1}

Taking +residue in $z_2 = -\epsilon$

Level 3

Integral {1, 1}

3 integral(s) found

```
Out[3]:= {{{MBint[(Gamma[1 - ep]*Gamma[ep])/
  (m1s^ep*Gamma[2 - ep]), {{ep -> 0}, {}]}],
  MBint[(Gamma[1 - ep - z2]*Gamma[-z2]*Gamma[1 + z2]*
  Gamma[ep + z2])/(m1s^ep*Gamma[2 - ep]),
  {{ep -> 0}, {z2 -> -1/2}}]},
  MBint[(m1s^z1*(-s)^(-ep - z1)*Gamma[ep + z1]*
  Gamma[1 - ep - z2]*Gamma[-z2]*Gamma[-z1 + z2]*
  Gamma[1 - ep - z1 + z2])/Gamma[2 - 2*ep - z1],
  {{ep -> 0}, {z1 -> -3/4, z2 -> -1/2}}]}}
```

At this stage, the user can, for example, expand the integrals to determine the divergence

In[4]:= div = MBexpand[cont, Exp[ep EulerGamma], {ep, 0, -1}]

Out[4]:= {{{MBint[ep^(-1), {{ep -> 0}, {}]}]}}

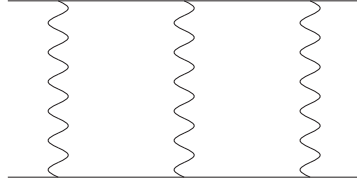


Fig. 2. First planar QED box master integral, B1. The wavy lines are massless, whereas the continuous are massive and on-shell.

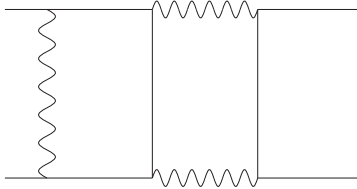


Fig. 3. Second planar QED box master integral, B2. The notation is the same as in Fig. 2.

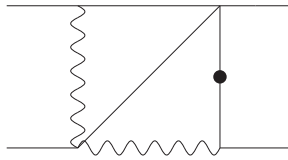


Fig. 4. The B5l3md2 integral. The notation is the same as in Fig. 2.

This is the well known value for the B_0 function. The integral header, MBint, is kept, because in general, even the divergences may be given by nontrivial MB integrals.

Together with the MB.m package, two example notebooks are provided. The first one, MBexamples1.nb, contains massive box integrals, in particular, the first and the second planar 7-line QED box master integrals, Fig. 2 and Fig. 3 respectively. It is found that in the first case, only 5 integrals contribute to the finite part, which is less than has been determined in Ref. [11] by another method of analytic continuation. After merging, both integrals have just 4 contributions. I have checked by numerical integration that the results agree with Ref. [11] and Ref. [12].

An interesting example is the B5l3md2 integral, Fig. 4, from Ref. [13]. If one uses the general representation from Ref. [12], and simply sets the powers of the propagators to appropriate values, then the integral seems to vanish, due to a function in the denominator, $1 = (0) = 0$. To overcome this problem, one keeps one of the powers as a parameter, as in Fig. 5 and does first an analytic continuation in this parameter. In this way, one obtains the following MB representation

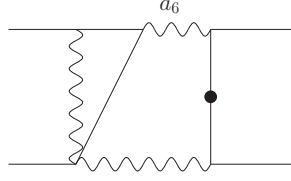


Fig. 5. A regularized version of the B5Bm d2 integral. A finite result can be derived from the general representation for B2, when $a_6 \neq 0$.

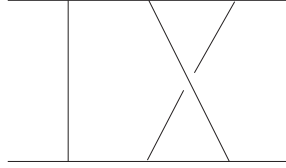


Fig. 6. Massless on-shell non-planar double box integral, NP.




Fig. 7. Massless on-shell triple box integral, T.

$$\frac{1}{(2-i)^4} \frac{1}{(2-i)} \int_{i_1}^{z_1} \int_{i_1}^{z_1} \int_{i_1}^{z_1} \int_{i_1}^{z_1} dz_1 dz_2 dz_5 dz_6 (s)^{2+2z_5+2z_6} \frac{t^{z_1}}{s}$$

$$\frac{(z_1)(1+z_1)(1+2z_2)(1+z_2)(3+4z_1+z_2+2z_5)}{(1+2z_2+2z_5)(3+z_5)(3+4z_1+z_2+2z_5+2z_6)(1+z_5)(z_2+z_5)(z_5)(2+z_1+z_2+z_5)(1+2z_1+z_5+z_6)(2+2z_1+z_2+z_5+z_6)(z_6)}:$$

The presence of the $1/(2-i)$ factor means that as long as we are only interested in the finite part, the integral is just threefold. This is, of course, confirmed by explicit continuation as can be checked in MBexamples1.nb, where three contributions are obtained. This result has been numerically checked against the one obtained by the sector decomposition method.

The second notebook, MBexamples2.nb, contains two massless on-shell box integrals, the two-loop non-planar NP, Fig. 6, and the three-loop planar T, Fig. 7. In the first case, I evaluate the first three poles of the expansion and obtain at the symmetric point, $s = -1; t = -1; u = -1$

$$NP = (3+2-i) \frac{7}{4^4} - \frac{3}{3} - \frac{1}{2} - \frac{7}{2} + \frac{47}{24} + \dots; \quad (4)$$

in perfect agreement with Ref. [4]. Similarly, I recover the value of the first three poles of the triple-box integral Ref. [14]

$$T = \frac{e^{-3\epsilon}}{s^3(t)^{1+3\epsilon}} - \frac{16}{9\epsilon^6} - \frac{5 \log(s=t)}{3^5} - \frac{3^2}{2^4} + \dots \quad (5)$$

In both cases the lowest order pole was given by one-dimensional integrals that could be made with the first Barnes lemma, see Section 3.4.

3.4 Additional tools

Apart from performing the analytic continuation of a MB integral, one is usually interested in simplifying the integrals as much as possible. This is of utmost importance, if one is interested in obtaining analytic results. It is often the case, that some of the integrations can be performed exactly with the help of Barnes' lemmas.

1st Barnes' lemma

$$\int_{-i\infty}^{i\infty} dz \frac{(a+z)(b+z)(c-z)(d-z)}{(a+b+c+d)} = \frac{(a+c)(a+d)(b+c)(b+d)}{(a+b+c+d)} \quad (6)$$

2nd Barnes' lemma

$$\int_{-i\infty}^{i\infty} dz \frac{(a+z)(b+z)(c+z)(d-z)(e-z)}{(a+b+c+d+e+z)} = \frac{(a+d)(a+e)(b+d)(b+e)(c+d)(c+e)}{(a+b+d+e)(a+c+d+e)(b+c+d+e)} \quad (7)$$

Both of them are valid only if the integration contour is such that the poles corresponding to z 's with positive z are separated from the poles with negative z . If this is the case, the user can apply the rules defined as

$$\boxed{\text{barnes1}[z]} \quad \text{and} \quad \boxed{\text{barnes2}[z]},$$

where z is the integration variable. An example is the simplification of the integral for the B_0 function

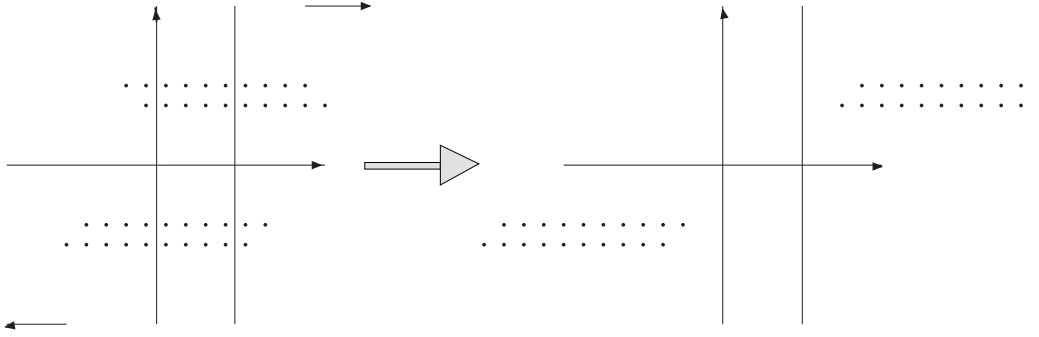


Fig. 8. Regularization of the integrals in the Barnes lemma as by shifting the poles, in such a way that the contour separates the poles.

```
In[1]:= int = b0[s, 1 + z1, 1 + z2]*ms^z1*ms^z2*
        Gamma[-z1]*Gamma[1 + z1]*Gamma[-z2]*Gamma[1 + z2] /.
        z1 -> z1 - z2 /. barnes1[z2]

Out[1]:= (ms^z1*(-s)^(-ep - z1)*Gamma[1 - ep - z1]^2*Gamma[-z1]*
        Gamma[ep + z1])/Gamma[2 - 2*ep - 2*z1]
```

This is, however, a rare situation. Most of the time, the Barnes' lemma are applicable to integrals after analytic continuation and expansion. In this case, the procedure generates integrals with contours parallel to the imaginary axis and the contour might not separate the poles of the functions. In such cases one uses various corollaries to the lemma, see e.g. Ref. [3].

I propose here an automatic procedure based on MBcontinue. The idea is to shift all of the $a; b; \dots$ variables by ϵ , such that the contours be separated and then analytically continue with $\epsilon \rightarrow 0$, as illustrated in Fig. 8. In the case of the first Barnes lemma, the shift is determined by the condition

$$\epsilon > \max(\min(a; b) - \langle z \rangle; \langle z \rangle - \min(c; d)) : \quad (8)$$

This algorithm is implemented in the following two routines:

```
Barnes1[MBint[integrand, ffixedVarRules, intVarRulesg], z]
```

and

```
Barnes2[MBint[integrand, ffixedVarRules, intVarRulesg], z]
```

The arguments are as described in MBcontinue and z is the integration variable that should be eliminated by Barnes' lemma. An example usage can be found in MBexamples2.nb.

In the case, where the integral contains a Γ function, the user has to apply the lemma to the corresponding integrand with a Γ function and only then derive the result. This might be automatized in the future.

Of lesser importance are the remaining tools. To help in the construction of efficient MB integrals, there are several known exact expressions for the A_0 , B_0 and C_0 functions taken from the Appendix of Ref. [8]. Details can be found directly in the code of MB.m. In case the user would like to construct his representation directly from a Feynman parameter integral as is done e.g. in Ref. [4], there is also a routine

```
FUPolynomials[integrand, momenta, invariants]
```

that generates the F and U polynomials in the notation of Ref. [6]. The input is

integrand: a product of propagators $DS[k, m, n] = 1/(k^2 - m^2)^n$.

momenta: the loop momenta.

invariants: a list of rules, e.g. $p_1 \cdot p_2 \rightarrow 1/2 \cdot s - m^2$, which transform products of external momenta into some suitable notation, for example the Mandelstam variables.

In the output, one obtains a list of four elements. First come the F and U polynomials, then the M matrix and Q vector again in the notation of Ref. [6].

4 Conclusions

I presented a practical tool for automatic analytic continuation of MB integrals. It can be used either as part of a Feynman diagram calculation leading to an analytic result in terms of some known functions, or as a tool for directly providing numerical results. Irrespective of the aim, the most cumbersome part of the MB technique has been reduced to a mere use of one MATHEMATICA function, making high order calculations in perturbation theory significantly easier and more accessible to the interested.

Acknowledgements

I would like to thank J. Gluza for testing the package and V. A. Smirnov for motivating me to make it public through the present work. The development of this package proved very much from a long collaboration with J. Gluza and T. Riemann on the NNLO corrections to Bhabha scattering in QED.

This work was supported by the Sofja Kovalevskaja Award of the Alexander von Humboldt Foundation sponsored by the German Federal Ministry of Education and Research, and by the Polish State Committee for Scientific Research (KBN) for the research project in years 2004-2005.

References

- [1] A.V.Kotikov, Phys.Lett.B 267 (1991) 123.
- [2] E.Remiddi, Nuovo Cim .A 110 (1997) 1435.
- [3] V.A.Smirnov, Phys.Lett.B 460 (1999) 397.
- [4] J.B.Tausk, Phys.Lett.B 469 (1999) 225.
- [5] M.Czakon, J.Gluza and T.Riemann, arXiv:hep-ph/0511187.
- [6] T.Binoth and G.Heinrich, Nucl.Phys.B 585 (2000) 741.
- [7] C.A Anastasiou and A.Daleo, arXiv:hep-ph/0511176.
- [8] V.A.Smirnov, "Evaluating Feynman integrals", Springer (Berlin, Germany) 2002.
- [9] S.Moch, P.Uwer and S.Weinzierl, J.Math.Phys. 43 (2002) 3363;
S.Moch and P.Uwer, arXiv:math-ph/0508008.
- [10] V.A.Smirnov and O.L.Veretin, Nucl.Phys.B 566 (2000) 469.
- [11] V.A.Smirnov, Phys.Lett.B 524 (2002) 129.
- [12] G.Heinrich and V.A.Smirnov, Phys.Lett.B 598 (2004) 55.
- [13] M.Czakon, J.Gluza and T.Riemann, Nucl.Phys.Proc.Suppl.135 (2004) 83;
M.Czakon, J.Gluza and T.Riemann, Phys.Rev.D 71 (2005) 073009.
- [14] V.A.Smirnov, Phys.Lett.B 567 (2003) 193.